



TYPE II APPLICATION – LAND USE

File #: _____

TYPES – PLEASE CHECK ONE:

- Design review
- Tentative Plan for Partition
- Tentative Plan for Subdivision
- Type II Major Modification
- Variance _____
- Other: (Explain) _____

APPLICANT INFORMATION:

APPLICANT: Alvin Elbert
 ADDRESS: 518 S Springbrook Rd CITY: Newberg STATE: OR ZIP: 97132
 EMAIL ADDRESS: rachel@aremanufacturing.com PHONE: 503-538-0350 MOBILE: 503-330-2251

OWNER (if different from above): Elbert Rental @ 518, LLC PHONE: 503-538-0350
 ADDRESS: 518 S Springbrook Rd CITY: Newberg STATE: OR ZIP: 97132

ENGINEER/SURVEYOR: HBH Consulting Engineers, Inc./ TerraCalc Land Surveying, Inc. CONTACT: Andre Chernishov/ Darren Harr
 EMAIL ADDRESS: achernishov@hbh-consulting.com/darren@terra-calc.com PHONE: (503) 554-9553 / 503-857-0935 MOBILE: 503-951-0906/503-729-2112

GENERAL INFORMATION:

PROJECT LOCATION: 518 S Springbrook Rd PROJECT VALUATION: \$ 1.4M
 PROJECT DESCRIPTION/USE: Addition to existing building to expand production space.
 MAP/TAX LOT NO. (i.e. 3200AB-400): R3221 03700 SITE SIZE: 11.64 SQ. FT. ACRE
 COMP PLAN DESIGNATION: Industrial CURRENT ZONING: M1
 CURRENT USE: Manufacturing/Production Facility

SURROUNDING USES:
 NORTH: Residential SOUTH: Residential
 EAST: Residential WEST: Industrial

ATTACHED PROJECT CRITERIA AND REQUIREMENTS (check all that apply)

- General Checklist:** Fees Public Notice Information Current Title Report Written Criteria Response Owner Signature
 2 Copies of full Application Packet

For detailed checklists, applicable criteria for the written response, and other requirements per application type, turn to:

Design Review	p. 13
Partition Tentative Plat	p. 15
Subdivision Tentative Plat	p. 17
Variance Checklist	p. 20
Short-term Rental	p. 22

The Application Packet can be submitted to Planning@newbergoregon.gov or at 414 E First St., Newberg OR. 97132
If the Application is emailed 2 physical copies must be mailed or brought into the Community Development Department

The above statements and information herein contained are in all respects true, complete, and correct to the best of my knowledge and belief. Tentative plans must substantially conform to all standards, regulations, and procedures officially adopted by the City of Newberg. All owners must sign the application or submit letters of consent. Incomplete or missing information may delay the approval process.

Alvin Elbert 4-19-23
 Applicant Signature Date

Alvin Elbert 4-19-23
 Owner Signature Date

Alvin Elbert
 Print Name

Alvin Elbert
 Print Name



To the City of Newberg Planning Division:

A.R.E. Manufacturing, Inc. is proposing the expansion of an existing building. The proposal is to contract Pacific Building Systems to manufacture a 10,534 square foot rigid frame addition to the east end of the existing building for additional production space.

We meet or exceed the following design review criteria:

1. Design compatibility

The proposed expansion will be attached to the existing industrial building at 518 S. Springbrook Rd. The structure design and materials will be the same as the existing structure. The roof design will be an extension of what is currently in place, as well. Landscaped areas will be added on the north, east and south sides of the lot. Landscaping will match what is already in place on the west side of the property.

2. Parking and On-site circulation

Included in the proposal are 14 additional parking spaces and a new bike rack area. Additionally, we are adding a paved one-way truck route around the building to improve traffic flow thru the existing parking lot. We do not plan to add additional employees or increase truck traffic, so these improvements are simply for efficiency, not capacity. See item 10.

3. Setbacks and general requirements.

The proposed addition complies with all requirements within NMC 15.145.010 through 15.415.060 (regarding height restrictions), as well as NMC 15.405.010 through 15.405.00 (regarding lot requirements), and NMC 15.410.010 through 15.140.070 (regarding Yard setback requirements).

4. Landscaping requirements.

All requirements in NMC 15.420.010 for landscaping are met per the site plan.

5. Signs.

A.R.E. Manufacturing, Inc. does not have a road facing sign nor are any signs included in this proposal. Therefore, all requirements in 15.435.010 are not applicable.

6. Manufactured Dwelling, Mobile Home and RV Parks.

This proposal does not include any manufactured or mobile homes. All requirements NMC 15.445.075 through 15.445.100, as well as NMC 15.445.170 are not applicable.

7. Zoning district compliance.

A.R.E. Manufacturing, Inc. is zoned M-1 industrial. Our proposed project falls within all zoning guidelines as it does not change the use or activity currently at this property.

8. Sub district Compliance

Property being improved is not a part of any subdistricts. Therefore, is not subject to the requirements lined out in NMC 15.340.010 through 15.348.060

9. Alternative Circulation, Roadway Frontage Improvements and Utility Improvements

Sidewalk, curb and frontage improvements have already been completed by ODOT in conjunction with the 99W Bypass project. (Thanks ODOT!)

10. Traffic Study Improvements

A traffic study was recently conducted by Lancaster Mobley, as requested by the city during the pre-application meeting. The traffic study showed that, as we stated prior to the study, there will be no increase of traffic to the property. We are not adding employees or services. We are simply increasing our working footprint to allow our existing employees to complete their existing services in a more efficient way.



First American Title™

First American Title Insurance Company

775 NE Evans Street
McMinnville, OR 97128
Phn - (503)376-7363
Fax - (866)800-7294

YAMHILL COUNTY TITLE UNIT
FAX (866)800-7294

Title Officer: Clayton Carter
(503)376-7363
ctcarter@firstam.com

LOT BOOK SERVICE

Rachel Akana
518 S Springbrook Rd.
Newberg, OR 97132

Order No.: 1039-4060122
May 01, 2023

Attn:
Phone No.: - Fax No.:
Email: rachel@aremanufacturing.com

Re:

Fee: \$550.00

We have searched our Tract Indices as to the following described property:

Parcel 1 of Partition 99-28, recorded May 26, 1999 as Instrument No. 199911089, Deed and Mortgage Records, Yamhill County, Oregon.

and as of April 26, 2023 at 8:00 a.m.

We find that the last deed of record runs to

Elbert Rental at 512, LLC, as to an undivided fifty (50%) percent interest
Elbert Rental at 518, LLC, as to an undivided fifty (50%) percent interest

We find the following apparent encumbrances within ten (10) years prior to the effective date hereof:

1. The rights of the public in and to that portion of the premises herein described lying within the limits of streets, roads and highways.
2. Annexation Agreement Waiver of Rights to Remonstrance and the terms and conditions thereof:
Between: Alvin Robert Elbert and Jeanine Ann Elbert
And: City of Newberg
Recording Information: April 22, 1987, Film Volume 212, Page 1687, Deed and Mortgage Records

3. Roadway Easement Agreement and the terms and conditions thereof:
 Between: Alvin Robert Elbert and Jeanine Ann Elbert
 And: City of Newberg
 Recording Information: April 22, 1987, Film Volume 212, Page 1689, Deed and Mortgage Records

4. Easement as shown on the recorded plat/partition
 For: 30' access and utilities easement, to benefit Parcel 2 of said Partition
 Affects: See plat for exact location

5. Permanent Easement and Subordination, including terms and provisions thereof.
 Recorded: July 06, 2015, Instrument No. 201509636, Deed and Mortgage Records

We have also searched our General Index for Judgments and State and Federal Liens against the Grantee(s) named above and find:

NONE

We find the following unpaid taxes and city liens:

1. City liens, if any, of the City of Newberg.

NOTE: Taxes for the year 2022-2023 PAID IN FULL
 Tax Amount: \$9,410.66
 Map No.: R3221 03700
 Property ID: 63059
 Tax Code No.: 29.0

NOTE: Taxes for the year 2022-2023 PAID IN FULL
 Tax Amount: \$896.82
 Map No.: R3221 03700
 Property ID: 640129
 Tax Code No.: 29.2

NOTE: Taxes for the year 2022-2023 PAID IN FULL
 Tax Amount: \$4,388.34
 Map No.: P13159
 Property ID: 465696
 Tax Code No.: 29.0
 (Affects Personal Property)

NOTE: Taxes for the year 2022-2023 PAID IN FULL
 Tax Amount: \$14,009.05
 Map No.: R3221 03700 A03
 Property ID: 561157
 Tax Code No.: 29.0

NOTE: Taxes for the year 2022-2023 PAID IN FULL
 Tax Amount: \$1,004.72
 Map No.: R3221 03700 A04

Property ID: 715080
Tax Code No.: 29.0

NOTE: Taxes for the year 2022-2023 PAID IN FULL

Tax Amount: \$39,980.11
Map No.: R3221 03700 000E1
Property ID: 800159
Tax Code No.: 29.0

NOTE: We find no outstanding voluntary liens of record affecting subject property. An inquiry should be made concerning the existence of any unrecorded lien or other indebtedness which could give rise to any security interest in the subject property.

THIS IS NOT a title report since no examination has been made of the title to the above described property. Our search for apparent encumbrances was limited to our Tract Indices, and therefore above listings do not include additional matters which might have been disclosed by an examination of the record title. We assume no liability in connection with this Lot Book Service and will not be responsible for errors or omissions therein. The charge for this service will not include supplemental reports, rechecks or other services.

Grantors Name and Address
Alvin Elbert and Jeanine Elbert
518 South Springbrook Road
Newberg, Oregon 97132

Grantees' Names and Addresses
Elbert Rental at 512, LLC
518 South Springbrook Road
Newberg, Oregon 97132

After recording return to:
John T. Bridges
515 East 1st Street
Newberg, Oregon 97132

**Until requested otherwise,
send all tax statements to:**
No change

OFFICIAL YAMHILL COUNTY RECORDS
KERI HINTON, COUNTY CLERK

202302613



\$81.00

03/29/2023 11:25:29 AM

DMR-DDMR Cnt=1 Stn=1036 DAVISM
\$5.00 \$5.00 \$11.00 \$60.00

BARGAIN AND SALE DEED

KNOW ALL MEN BY THESE PRESENTS that **Alvin Elbert** and **Jeanine Elbert**, hereinafter called Grantor, for the consideration hereinafter stated, does hereby grant, bargain, sell, and convey unto **Elbert Rental at 512, LLC**, called Grantee, and unto Grantees' heirs, successors, and assigns, all of that certain real property, with the tenements, hereditaments, and appurtenances thereunto belonging or in any way appertaining, situated in Yamhill County, State of Oregon, described as follows:

An undivided fifty (50%) percent interest in Parcel 1 of Partition Plat 99-28 recorded May 26, 1999 as Instrument No. 199911089, Deed and Mortgage Records, Yamhill County, State of Oregon.

To Have and to Hold the same unto Grantees and Grantees' heirs, successors, and assigns forever.

The true and actual consideration paid for this transfer, stated in terms of dollars, is \$0. The transfer is for business planning purposes.

In construing this deed, where the context so requires, the singular includes the plural, and all grammatical changes shall be made so that this deed shall apply equally to corporations and individuals.

IN WITNESS WHEREOF, the Grantor has executed this instrument this 24 day of March, 2023; if Grantor is a corporation, it has caused its name to be signed and its seal, if any, affixed by an officer or other person duly authorized to do so by order of its board of directors.


BEFORE SIGNING OR ACCEPTING THIS INSTRUMENT, THE PERSON TRANSFERRING FEE TITLE SHOULD INQUIRE ABOUT THE PERSON'S RIGHTS, IF ANY, UNDER ORS 195.300, 195.301 AND 195.305 TO 195.336 AND SECTIONS 5 TO 11, CHAPTER 424, OREGON LAWS 2007, SECTIONS 2 TO 9 AND 17, CHAPTER 855, OREGON LAWS 2009, AND SECTIONS 2 TO 7, CHAPTER 8, OREGON LAWS 2010. THIS INSTRUMENT DOES NOT ALLOW USE OF THE PROPERTY DESCRIBED IN THIS INSTRUMENT IN VIOLATION OF APPLICABLE LAND USE LAWS AND REGULATIONS. BEFORE SIGNING OR ACCEPTING THIS INSTRUMENT, THE PERSON ACQUIRING FEE TITLE TO THE PROPERTY SHOULD CHECK WITH THE APPROPRIATE CITY OR COUNTY PLANNING DEPARTMENT TO VERIFY THAT THE UNIT OF LAND BEING TRANSFERRED IS A LAWFULLY ESTABLISHED LOT OR PARCEL AS DEFINED IN ORS 92.010 OR 215.010 TO VERIFY THE APPROVED USES OF THE LOT OR PARCEL, TO DETERMINE ANY LIMITS ON LAWSUITS AGAINST FARMING OR FOREST PRACTICES, AS DEFINED IN ORS 30.930, AND TO INQUIRE ABOUT THE RIGHTS OF NEIGHBORING PROPERTY OWNERS, IF ANY, UNDER ORS 195.300, 195.301 AND 195.305 TO 195.336 AND SECTIONS 5 TO 11, CHAPTER 424, OREGON LAWS 2007, SECTIONS 2 TO 9 AND 17, CHAPTER 855, OREGON LAWS 2009, AND SECTIONS 2 TO 7, CHAPTER 8, OREGON LAWS 2010.

Alvin Elbert, Grantor

Jeanine Elbert, Grantor

STATE OF OREGON,)
County of Yamhill) ss.

This instrument was acknowledged before me on this 24 day of March, 2023, by Alvin Elbert and Jeanine Elbert.



Notary Public for Oregon
My Commission Expires:

Grantors Name and Address
Alvin Elbert and Jeanine Elbert
518 South Springbrook Road
Newberg, Oregon 97132

Grantees' Names and Addresses
Elbert Rental at 518, LLC
518 South Springbrook Road
Newberg, Oregon 97132

After recording return to:
John T. Bridges
515 East 1st Street
Newberg, Oregon 97132

**Until requested otherwise,
send all tax statements to:**
No change

OFFICIAL YAMHILL COUNTY RECORDS
KIRK R. HINTON, COUNTY CLERK

202302614



\$81.00

03/29/2023 11:26:26 AM

DIR-DDMR Cnt=1 Stn=1036 DAVISM
\$.00 \$5.00 \$11.00 \$60.00

BARGAIN AND SALE DEED

KNOW ALL MEN BY THESE PRESENTS that Alvin Elbert and Jeanine Elbert, hereinafter called Grantor, for the consideration hereinafter stated, does hereby grant, bargain, sell, and convey unto Elbert Rental at 518, LLC, called Grantee, and unto Grantees' heirs, successors, and assigns, all of that certain real property, with the tenements, hereditaments, and appurtenances thereunto belonging or in any way appertaining, situated in Yamhill County, State of Oregon, described as follows:

An undivided fifty (50%) percent interest in Pracel 1 of Partition Plat 99-28 recorded May 26, 1999 as Instrument No. 199911089, Deed and Mortgage Records, Yamhill County, State of Oregon.

To Have and to Hold the same unto Grantees and Grantees' heirs, successors, and assigns forever.

The true and actual consideration paid for this transfer, stated in terms of dollars, is \$0. The transfer is for business planning purposes.

In construing this deed, where the context so requires, the singular includes the plural, and all grammatical changes shall be made so that this deed shall apply equally to corporations and individuals.

IN WITNESS WHEREOF, the Grantor has executed this instrument this 24 day of March, 2023; if Grantor is a corporation, it has caused its name to be signed and its seal, if any, affixed by an officer or other person duly authorized to do so by order of its board of directors.


BEFORE SIGNING OR ACCEPTING THIS INSTRUMENT, THE PERSON TRANSFERRING FEE TITLE SHOULD INQUIRE ABOUT THE PERSON'S RIGHTS, IF ANY, UNDER ORS 195.300, 195.301 AND 195.305 TO 195.336 AND SECTIONS 5 TO 11, CHAPTER 424, OREGON LAWS 2007, SECTIONS 2 TO 9 AND 17, CHAPTER 855, OREGON LAWS 2009, AND SECTIONS 2 TO 7, CHAPTER 8, OREGON LAWS 2010. THIS INSTRUMENT DOES NOT ALLOW USE OF THE PROPERTY DESCRIBED IN THIS INSTRUMENT IN VIOLATION OF APPLICABLE LAND USE LAWS AND REGULATIONS. BEFORE SIGNING OR ACCEPTING THIS INSTRUMENT, THE PERSON ACQUIRING FEE TITLE TO THE PROPERTY SHOULD CHECK WITH THE APPROPRIATE CITY OR COUNTY PLANNING DEPARTMENT TO VERIFY THAT THE UNIT OF LAND BEING TRANSFERRED IS A LAWFULLY ESTABLISHED LOT OR PARCEL AS DEFINED IN ORS 92.010 OR 215.010 TO VERIFY THE APPROVED USES OF THE LOT OR PARCEL, TO DETERMINE ANY LIMITS ON LAWSUITS AGAINST FARMING OR FOREST PRACTICES, AS DEFINED IN ORS 30.930, AND TO INQUIRE ABOUT THE RIGHTS OF NEIGHBORING PROPERTY OWNERS, IF ANY, UNDER ORS 195.300, 195.301 AND 195.305 TO 195.336 AND SECTIONS 5 TO 11, CHAPTER 424, OREGON LAWS 2007, SECTIONS 2 TO 9 AND 17, CHAPTER 855, OREGON LAWS 2009, AND SECTIONS 2 TO 7, CHAPTER 8, OREGON LAWS 2010.

Alvin Elbert, Grantor

Jeanine Elbert, Grantor

STATE OF OREGON,)
County of Yamhill) ss.

This instrument was acknowledged before me on this 24 day of March, 2023, by Alvin Elbert and Jeanine Elbert.



Notary Public for Oregon
My Commission Expires:



First American Title[™]

First American Title Insurance Company
775 NE Evans Street
McMinnville, OR 97128

Illegal Restrictive Covenants

Please be advised that any provision contained in this document, or in a document that is attached, linked, or referenced in this document, that under applicable law illegally discriminates against a class of individuals based upon personal characteristics such as race, color, religion, sex, sexual orientation, gender identity, familial status, disability, national origin, or any other legally protected class, is illegal and unenforceable by law.



Community Development Department

P.O. Box 970 ▪ 414 E First Street ▪ Newberg, Oregon 97132
503-537-1240. Fax 503-537-1272 www.newbergoregon.gov

WE WANT YOUR COMMENTS ON A PROPOSED NEW DEVELOPMENT IN YOUR NEIGHBORHOOD

A property owner in your neighborhood submitted an application to the City of Newberg to construct a 10,354 square foot rigid frame addition to the existing building for additional production space. You are invited to take part in the City's review of this project by sending in your written comments. For more details about giving comments, please see the back of this sheet.

The development would include a 10,354 square foot rigid frame addition to the existing building. This addition will include a route for trucks to go around the building, 14 new parking spaces, and additional landscape throughout the property the property.

APPLICANT: *Alvin Elbert*
TELEPHONE: 503-538-0350

PROPERTY OWNER: *Elbert Rental @ 518, LLC*

LOCATION: *518 S Springbrook Rd, Newberg, OR 97132*

TAX LOT NUMBER: *R3221 03700*



We are mailing you information about this project because you own land within 500 feet of the proposed new project. We invite you to send any written comments for or against the proposal within 14 days from the date this notice is mailed.

Working Together For A Better Community-Serious About Service"

[https://newbergoregon.sharepoint.com/sites/PlanningDepartment/Land Use Application Files/DR2\(Type2\)/DR223-0005\(518 S Springbrook Rd\)/ARE Expansion/APP/006_mailed_notice_template.doc](https://newbergoregon.sharepoint.com/sites/PlanningDepartment/Land%20Use%20Application%20Files/DR2(Type2)/DR223-0005(518%20S%20Springbrook%20Rd)/ARE%20Expansion/APP/006_mailed_notice_template.doc)

If you mail your comments to the City, please put the following information on the outside of the envelope:

Written Comments: File No.XX **(City staff will give you the file number for
City of Newberg your project at the time of application)**
Community Development Department
PO Box 970
Newberg, OR 97132

You can look over all the information about this project or drop comments off at Newberg City Hall, 414 E. First Street. You can also buy copies of the information for a cost of 25 cents a page. If you have any questions about the project, you can call the Newberg Planning Division at 503-537-1240.

All written comments must be turned in by 4:30 p.m. on May 8th, 2023. Any issue which might be raised in an appeal of this case to the Land Use Board of Appeals (LUBA) must be submitted to the City in writing before this date. You must include enough detail to enable the decision maker an opportunity to respond. The applicable criteria used to make a decision on this application for design review approval are found in Newberg Development Code 15.220.050(B).

The Community Development Director will make a decision at the end of a 14-day comment period. If you send in written comments about this project, you will be sent information about any decision made by the City relating to this project.

Date Mailed: **04/24/23**

Land Use Notice

FILE # (insert the file number assigned to you at the time of application)

PROPOSAL: To construct a 10,354 square foot rigid frame addition to the existing building for additional production space

FOR FURTHER INFORMATION, CONTACT:

City of Newberg
Community Development Department
414 E First Street
Phone: 503-537-1240

3'

2'

TAXID	Owner Name	Mailing Address	Mail City	Mail State	Mail Zip	Site Address	Site City	Site State	Site Zip
R3221 03400	Oregon Department Of Transport C/O Right Of Way Section	4040 Fairview Industrial Dr SE MS 2	Salem	OR	97302	808 NE Springbrook Rd	Newberg	OR	97132
R3221 03500	Alvin & Jeanine Elbert	518 S Springbrook Rd	Newberg	OR	97132	704 N Springbrook Rd	Newberg	OR	97132
R3221 01700	Pnwp LLC #5	6600 SW 105th Ave STE 175	Beaverton	OR	97008	705 S Springbrook Rd # B	Newberg	OR	97132
R3221 03700	Elbert Rental At 518 LLC	518 S Springbrook Rd	Newberg	OR	97132	518 S Springbrook Rd	Newberg	OR	97132
R3221 03700	Alvin & Jeanine Elbert	518 S Springbrook Rd	Newberg	OR	97132	518 S Springbrook Rd	Newberg	OR	97132
R3221 01703	Thom LLC	Po Box 296	Newberg	OR	97132	705 S Springbrook Rd # A	Newberg	OR	97132
R3221 01300	Nut Tree Ranch LLC	Po Box 820	Sebastopol	CA	95473	2902 E 2nd St UNIT 81	Newberg	OR	97132
R3221 01300	Brad & Susan Schmidlkofer	2902 E 2nd St UNIT 33	Newberg	OR	97132	2902 E 2nd St UNIT 33	Newberg	OR	97132
R3221 01300	Mary Heath	2902 E 2nd St UNIT 104	Newberg	OR	97132	2902 E 2nd St UNIT 104	Newberg	OR	97132
R3221 01300	James & Stacey Jean	2902 E 2nd St UNIT 30	Newberg	OR	97132	2902 E 2nd St UNIT 30	Newberg	OR	97132
R3221 01300	Timothy Stell	2902 E 2nd St UNIT 25	Newberg	OR	97132	2902 E 2nd St UNIT 25	Newberg	OR	97132
R3221 01300	Bill & Natoma Dawson	2902 E 2nd St UNIT 81	Newberg	OR	97132	2902 E 2nd St UNIT 81	Newberg	OR	97132
R3221 01300	Nona Bradford & Joni Nelson-Bradford	2902 E 2nd St UNIT 44	Newberg	OR	97132	2902 E 2nd St UNIT 44	Newberg	OR	97132
R3221 01300	Rosella Brooks	905 S Springbrook Rd	Newberg	OR	97132	2902 E 2nd St UNIT 39	Newberg	OR	97132
R3221 01300	Mary Violando	2902 E 2nd St UNIT 34	Newberg	OR	97132	2902 E 2nd St UNIT 34	Newberg	OR	97132
R3221 01300	Loran Hackett	2902 E 2nd St UNIT 105	Newberg	OR	97132	2902 E 2nd St UNIT 105	Newberg	OR	97132
R3221 01300	Gary Ewell	2902 E 2nd St UNIT 59	Newberg	OR	97132	2902 E 2nd St UNIT 59	Newberg	OR	97132
R3221 01300	Rick Schwarzenberger	2902 E 2nd St UNIT 31	Newberg	OR	97132	2902 E 2nd St UNIT 31	Newberg	OR	97132
R3221 01300	Itsuko Villa	2902 E 2nd St UNIT 29	Newberg	OR	97132	2902 E 2nd St UNIT 29	Newberg	OR	97132
R3221 01300	Joseph Copening & Jean Shafer	2902 E 2nd St UNIT 16	Newberg	OR	97132	2902 E 2nd St UNIT 16	Newberg	OR	97132
R3221 01300	Kit Henderson	2902 E 2nd St UNIT 18	Newberg	OR	97132	2902 E 2nd St UNIT 18	Newberg	OR	97132
R3221 01300	Douglas & Sharon Cloepfil	2902 E 2nd St UNIT 47	Newberg	OR	97132	2902 E 2nd St UNIT 47	Newberg	OR	97132
R3221 01300	Layton Barrus	2902 E 2nd St UNIT 70	Newberg	OR	97132	2902 E 2nd St UNIT 70	Newberg	OR	97132
R3221 01300	Dale Justice	2902 E 2nd St UNIT 76	Newberg	OR	97132	2902 E 2nd St UNIT 76	Newberg	OR	97132
R3221 01300	Wesley Gibbs	2902 E 2nd St UNIT 71	Newberg	OR	97132	2902 E 2nd St UNIT 71	Newberg	OR	97132
R3221 01300	Frank Harris	2902 E 2nd St UNIT 68	Newberg	OR	97132	2902 E 2nd St UNIT 68	Newberg	OR	97132
R3221 01300	Lisha Rhodes	467 S Whitney Dr	Newberg	OR	97132	2902 E 2nd St UNIT 79	Newberg	OR	97132
R3221 01300	Geoffrey Clark	102 NE Canvasback Way UNIT 204	Beaverton	OR	97006	2902 E 2nd St UNIT 37	Newberg	OR	97132
R3221 01300	Jerry Hallmark	2902 E 2nd St UNIT 11	Newberg	OR	97132	2902 E 2nd St UNIT 11	Newberg	OR	97132
R3221 01300	Julie & James Fitch	2902 E 2nd St UNIT 75	Newberg	OR	97132	2902 E 2nd St UNIT 75	Newberg	OR	97132
R3221 01300	Ralph & Judith Jennings	2902 E 2nd St UNIT 74	Newberg	OR	97132	2902 E 2nd St UNIT 74	Newberg	OR	97132
R3221 01300	Juanita Phillips	2902 E 2nd St UNIT 36	Newberg	OR	97132	2902 E 2nd St UNIT 36	Newberg	OR	97132
R3221 01300	Linda Dorner	2902 E 2nd St UNIT 73	Newberg	OR	97132	2902 E 2nd St UNIT 73	Newberg	OR	97132
R3221 01300	Janet Holten	2902 E 2nd St UNIT 66	Newberg	OR	97132	2902 E 2nd St UNIT 66	Newberg	OR	97132
R3221 01300	Roxane Risner	Po Box 1234	Sherwood	OR	97140	2902 E 2nd St UNIT 78	Newberg	OR	97132
R3221 01300	Hazel Ade	2902 E 2nd St UNIT 82	Newberg	OR	97132	2902 E 2nd St UNIT 82	Newberg	OR	97132
R3221 01300	Denny & Jana Perkins	2902 E 2nd St UNIT 67	Newberg	OR	97132	2902 E 2nd St UNIT 67	Newberg	OR	97132
R3221 01300	Timothy Hodges	2902 E 2nd St UNIT 88	Newberg	OR	97132	2902 E 2nd St UNIT 88	Newberg	OR	97132
R3221 01300	Diann Cochran	2902 E 2nd St UNIT 86	Newberg	OR	97132	2902 E 2nd St UNIT 86	Newberg	OR	97132
R3221 01300	Tracy Lozada & Christopher Hartley	2902 E 2nd St UNIT 96	Newberg	OR	97132	2902 E 2nd St UNIT 96	Newberg	OR	97132
R3221 01300	Esther Freimark	2902 E 2nd St UNIT 45	Newberg	OR	97132	2902 E 2nd St UNIT 45	Newberg	OR	97132
R3221 01300	Sheila Wright	2902 E 2nd St UNIT 83	Newberg	OR	97132	2902 E 2nd St UNIT 83	Newberg	OR	97132
R3221 01300	Sharon Ashby	2902 E 2nd St UNIT 97	Newberg	OR	97132	2902 E 2nd St UNIT 97	Newberg	OR	97132
R3221 01300	Clara Hamilton	2902 E 2nd St UNIT 4	Newberg	OR	97132	2902 E 2nd St UNIT 4	Newberg	OR	97132
R3221 01300	Christine Gourley	2902 E 2nd St UNIT 6	Newberg	OR	97132	2902 E 2nd St UNIT 6	Newberg	OR	97132
R3221 01300	Laura Nunn	2902 E 2nd St UNIT 17	Newberg	OR	97132	2902 E 2nd St UNIT 17	Newberg	OR	97132
R3221 01300	Theresa Ronquillo & Sandra Haire	2902 E 2nd St UNIT 5	Newberg	OR	97132	2902 E 2nd St UNIT 5	Newberg	OR	97132
R3221 01300	Ray & Carolyn Morgret	2902 E 2nd St UNIT 80	Newberg	OR	97132	2902 E 2nd St UNIT 80	Newberg	OR	97132
R3221 01300	Marilyn Johnson & James Smith II	16869 SW 65th Ave # 136	Lake Oswego	OR	97035	2902 E 2nd St UNIT 69	Newberg	OR	97132
R3221 01300	Terrance & Patricia Wilson	2902 E 2nd St UNIT 94	Newberg	OR	97132	2902 E 2nd St UNIT 94	Newberg	OR	97132

R3221	01300	John & Roger Stopa	2902 E 2nd St UNIT 99	Newberg	OR	97132	2902 E 2nd St UNIT 99	Newberg	OR	97132
R3221	01300	Mary Siler	2902 E 2nd St UNIT 107	Newberg	OR	97132	2902 E 2nd St UNIT 107	Newberg	OR	97132
R3221	01300	Sharon Schultz	2902 E 2nd St UNIT 98	Newberg	OR	97132	2902 E 2nd St UNIT 98	Newberg	OR	97132
R3221	01300	Ron Lehmann & Karla Barrett	2902 E 2nd St UNIT 72	Newberg	OR	97132	2902 E 2nd St UNIT 72	Newberg	OR	97132
R3221	01300	Kathleen Farnell	2902 E 2nd St UNIT 2	Newberg	OR	97132	2902 E 2nd St UNIT 2	Newberg	OR	97132
R3221	01300	Patricia Kelly	2902 E 2nd St UNIT 32	Newberg	OR	97132	2902 E 2nd St UNIT 32	Newberg	OR	97132
R3221	01300	Eric Kristich	2902 E 2nd St UNIT 26	Newberg	OR	97132	2902 E 2nd St UNIT 26	Newberg	OR	97132
R3221	01300	Art Sasaki	612 Pioneer St	Dayton	OR	97114	2902 E 2nd St UNIT 23	Newberg	OR	97132
R3221	01300	Caryll & Dorothy Carter	2902 E 2nd St UNIT 43	Newberg	OR	97132	2902 E 2nd St UNIT 43	Newberg	OR	97132
R3221	01300	Gayl Watson & Ilene Kline	Po Box 143	Newberg	OR	97132	2902 E 2nd St UNIT 35	Newberg	OR	97132
R3221	01300	William Kalmbach	2902 E 2nd St UNIT 95	Newberg	OR	97132	2902 E 2nd St UNIT 95	Newberg	OR	97132
R3221	01300	Rodney Cosby & Ronny Huxhold	2902 E 2nd St UNIT 50	Newberg	OR	97132	2902 E 2nd St UNIT 50	Newberg	OR	97132
R3221	01300	Doris & Robert Rucker	2902 E 2nd St UNIT 112	Newberg	OR	97132	2902 E 2nd St UNIT 112	Newberg	OR	97132
R3221	01300	Leslie & Donald Peterson	2902 E 2nd St UNIT 113	Newberg	OR	97132	2902 E 2nd St UNIT 113	Newberg	OR	97132
R3221	01300	Rose Cavanaugh & Robert Jamieson	2902 E 2nd St UNIT 110	Newberg	OR	97132	2902 E 2nd St UNIT 110	Newberg	OR	97132
R3221	01300	Robert & Susan Rice	2902 E 2nd St UNIT 77	Newberg	OR	97132	2902 E 2nd St UNIT 77	Newberg	OR	97132
R3221	01300	Arlan Graham	479 SW Stepien Rd	Gaston	OR	97119	2902 E 2nd St UNIT 28	Newberg	OR	97132
R3221	01300	Barbara Kautz	2902 E 2nd St UNIT 15	Newberg	OR	97132	2902 E 2nd St UNIT 15	Newberg	OR	97132
R3221	01300	Gerald Jelinek	2902 E 2nd St UNIT 103	Newberg	OR	97132	2902 E 2nd St UNIT 103	Newberg	OR	97132
R3221	01300	Bacon & Gail Gourley	2902 E 2nd St UNIT 109	Newberg	OR	97132	2902 E 2nd St UNIT 109	Newberg	OR	97132
R3221	01300	Ronard Grubbs & Joyce Walding	2902 E 2nd St UNIT 101	Newberg	OR	97132	2902 E 2nd St UNIT 101	Newberg	OR	97132
R3221	01300	Angela Anderson	2902 E 2nd St UNIT 92	Newberg	OR	97132	2902 E 2nd St UNIT 92	Newberg	OR	97132
R3221	01300	Robert & Betty Gleason	2902 E 2nd St UNIT 114	Newberg	OR	97132	2902 E 2nd St UNIT 114	Newberg	OR	97132
R3221	01300	Michael & Karen Schrieber	2902 E 2nd St UNIT 57	Newberg	OR	97132	2902 E 2nd St UNIT 57	Newberg	OR	97132
R3221	01300	Glen Thornton	2902 E 2nd St UNIT 1	Newberg	OR	97132	2902 E 2nd St UNIT 1	Newberg	OR	97132
R3221	01300	Shari Wiltshire & Deanna Demoura	2902 E 2nd St UNIT 51	Newberg	OR	97132	2902 E 2nd St UNIT 51	Newberg	OR	97132
R3221	01300	Bill Gray	901 N Pecan Ct APT 26	Newberg	OR	97132	2902 E 2nd St UNIT 14	Newberg	OR	97132
R3221	01300	Margaret & Jacob Fogle	2902 E 2nd St UNIT 40	Newberg	OR	97132	2902 E 2nd St UNIT 40	Newberg	OR	97132
R3221	01300	Myrna Beach	2902 E 2nd St UNIT 111	Newberg	OR	97132	2902 E 2nd St UNIT 111	Newberg	OR	97132
R3221	01300	John Jones	Po Box 51	Dundee	OR	97115	2902 E 2nd St UNIT 102	Newberg	OR	97132
R3221	01300	Varnel Hackett & Chrystal Hauptman	8000 Missouri	Vernonia	OR	97064	2902 E 2nd St UNIT 19	Newberg	OR	97132
R3221	01300	Cindy Norberg	2902 E 2nd St UNIT 64	Newberg	OR	97132	2902 E 2nd St UNIT 64	Newberg	OR	97132
R3221	01300	Jerry Davis	2902 E 2nd St UNIT 65	Newberg	OR	97132	2902 E 2nd St UNIT 65	Newberg	OR	97132
R3221	01300	Jerry Davis	2902 E 2nd St UNIT 65	Newberg	OR	97132	2902 E 2nd St UNIT 65	Newberg	OR	97132
R3221	01300	Jerry Davis	2902 E 2nd St UNIT 65	Newberg	OR	97132	2902 E 2nd St UNIT 65	Newberg	OR	97132
R3221	01300	Ramona Haggstrom & Elisabeth Clark	2902 E 2nd St UNIT 106	Newberg	OR	97132	2902 E 2nd St UNIT 106	Newberg	OR	97132
R3221	01300	Sharon Bohl & Julia Ransom	2902 E 2nd St UNIT 49	Newberg	OR	97132	2902 E 2nd St UNIT 49	Newberg	OR	97132
R3221	01300	William Ashburn	2902 E 2nd St UNIT 42	Newberg	OR	97132	2902 E 2nd St UNIT 42	Newberg	OR	97132
R3221	01300	Lacie & Chris Nash	29800 NE Raintree Ln	Newberg	OR	97132	2902 E 2nd St UNIT 13	Newberg	OR	97132
R3221	01300	Kathy Ingraham	2902 E 2nd St UNIT 61	Newberg	OR	97132	2902 E 2nd St UNIT 61	Newberg	OR	97132
R3221	01300	Donald Parrish	2902 E 2nd St UNIT 90	Newberg	OR	97132	2902 E 2nd St UNIT 90	Newberg	OR	97132
R3221	01300	Linda Moss	2902 E 2nd St UNIT 56	Newberg	OR	97132	2902 E 2nd St UNIT 56	Newberg	OR	97132
R3221	01300	Lisha Rhodes & Barbara Monson	2902 E 2nd St UNIT 12	Newberg	OR	97132	2902 E 2nd St UNIT 12	Newberg	OR	97132
R3221	01300	Gary & Candace Lipp	2902 E 2nd St UNIT 52	Newberg	OR	97132	2902 E 2nd St UNIT 52	Newberg	OR	97132
R3221	01300	Judy Workman	2902 E 2nd St UNIT 87	Newberg	OR	97132	2902 E 2nd St UNIT 87	Newberg	OR	97132
R3221	01300	Vicki Braly	2902 E 2nd St UNIT 9	Newberg	OR	97132	2902 E 2nd St UNIT 9	Newberg	OR	97132
R3221	01300	Stan & Connie Neal	2902 E 2nd St UNIT 60	Newberg	OR	97132	2902 E 2nd St UNIT 60	Newberg	OR	97132
R3221	01300	Linda Byrd	Po Box 3024	Newberg	OR	97132	2902 E 2nd St UNIT 38	Newberg	OR	97132
R3221	01300	Judy Workman & Anthony Fazekas	2902 E 2nd St UNIT 54	Newberg	OR	97132	2902 E 2nd St UNIT 54	Newberg	OR	97132
R3221	01300	Lynn Gourley & Virginia Scholl	2902 E 2nd St UNIT 63	Newberg	OR	97132	2902 E 2nd St UNIT 63	Newberg	OR	97132
R3221	01300	Connie Hamel	11977 Kathaway Ct	Oregon City	OR	97045	2902 E 2nd St UNIT 89	Newberg	OR	97132

R3221	01300	Hubert & Shirley Mardock	2902 E 2nd St UNIT 85	Newberg	OR	97132	2902 E 2nd St UNIT 85	Newberg	OR	97132
R3221	01300	Leslie Janac & Donald Jones	2902 E 2nd St UNIT 100	Newberg	OR	97132	2902 E 2nd St UNIT 100	Newberg	OR	97132
R3221	01300	Korey & Joe Derkacht	2902 E 2nd St UNIT 62	Newberg	OR	97132	2902 E 2nd St UNIT 62	Newberg	OR	97132
R3221	01300	Roger & Laura Ross	1102 N Springbrook Rd # 200	Newberg	OR	97132	2902 E 2nd St UNIT 84	Newberg	OR	97132
R3221	01300	Ruth Owens	2902 E 2nd St UNIT 53	Newberg	OR	97132	2902 E 2nd St UNIT 53	Newberg	OR	97132
R3221	01300	Scott & Sherry Alcover	2902 E 2nd St UNIT 10	Newberg	OR	97132	2902 E 2nd St UNIT 10	Newberg	OR	97132
R3221	01300	Samer & Salam Al-Tameemi	2902 E 2nd St UNIT 41	Newberg	OR	97132	2902 E 2nd St UNIT 41	Newberg	OR	97132
R3221	01300	Aurora Heffernan & Monica Boeve-Wallace	2902 E 2nd St UNIT 108	Newberg	OR	97132	2902 E 2nd St UNIT 108	Newberg	OR	97132
R3221	01300	Dennis & Carol Morgan	2902 E 2nd St UNIT 27	Newberg	OR	97132	2902 E 2nd St UNIT 27	Newberg	OR	97132
R3221	01300	Daryl & Linda Jones	2902 E 2nd St UNIT 28A	Newberg	OR	97132	2902 E 2nd St UNIT 28A	Newberg	OR	97132
R3221	01300	David Sherman	2902 E 2nd St UNIT 21	Newberg	OR	97132	2902 E 2nd St UNIT 21	Newberg	OR	97132
R3221	01300	Diane Ferriera & Jack Castillo	2902 E 2nd St UNIT 20	Newberg	OR	97132	2902 E 2nd St UNIT 20	Newberg	OR	97132
R3221	01300	Charan Gould	2902 E 2nd St UNIT 8	Newberg	OR	97132	2902 E 2nd St UNIT 8	Newberg	OR	97132
R3221	01300	Charles & Shanda Holmes	19115 SW Conzelmann Rd	Sherwood	OR	97140	2902 E 2nd St UNIT 24	Newberg	OR	97132
R3221	01300	Mrl Personal Property Trust & Del Group Inc	Po Box 785	Newberg	OR	97132	2902 E 2nd St UNIT 93	Newberg	OR	97132
R3221	01300	Ruth Black	2902 E 2nd St UNIT 48	Newberg	OR	97132	2902 E 2nd St UNIT 48	Newberg	OR	97132
R3221	01300	Barbara Martinson	2902 E 2nd St UNIT 7	Newberg	OR	97132	2902 E 2nd St UNIT 7	Newberg	OR	97132
R3221	01300	Morris Bickell	2902 E 2nd St UNIT 55	Newberg	OR	97132	2902 E 2nd St UNIT 55	Newberg	OR	97132
R3221	01300	Jill & James Bickell	2902 E 2nd St UNIT 3	Newberg	OR	97132	2902 E 2nd St UNIT 3	Newberg	OR	97132
R3221	01300	Diane Drew	2902 E 2nd St UNIT 22	Newberg	OR	97132	2902 E 2nd St UNIT 22	Newberg	OR	97132
R3221	01701	Pnwp LLC #5	6600 SW 105th Ave STE 175	Beaverton	OR	97008	705 S Springbrook Rd # C	Newberg	OR	97132
R3221	03801	Ruth Kilgore	8625 NE Saint Paul Hwy	Newberg	OR	97132	8625 NE Saint Paul Hwy	Newberg	OR	97132
R3221	04000	Lawrence Anderson	3700 E Fernwood Rd	Newberg	OR	97132	3700 E Fernwood Rd	Newberg	OR	97132
R3221	03800	W F Incorporated	615 S Springbrook Rd	Newberg	OR	97132	NE Springbrook Rd	Newberg	OR	97132
R3221	03701	Alvin & Jeanine Elbert	606 S Springbrook Rd	Newberg	OR	97132	606 S Springbrook Rd	Newberg	OR	97132
R3221	01601	Springbrook Industrial Park LLC	Po Box 9	Newberg	OR	97132	675 S Springbrook Rd STE C800	Newberg	OR	97132
R3221	01600	W F Incorporated	PO Box 1136	Newberg	OR	97132	615 S Springbrook Rd	Newberg	OR	97132
R3221	01400	First Assembly Of God Of Newbe	502 S Saint Paul Hwy	Newberg	OR	97132	502 S Saint Paul Hwy	Newberg	OR	97132
R3221	01602	Rick & Terry Beaudry LLC	Po Box 1149	Newberg	OR	97132	653 S Springbrook Rd	Newberg	OR	97132
R3221	03401	Springbrook Estates Yamhill LLC	385 Clinton St	Costa Mesa	CA	92626	1000 S Mckern Ct	Newberg	OR	97132
R3221	03401	Lindsey Ebert & Gabriela Lazalde	1000 S Mckern Ct UNIT 69	Newberg	OR	97132	1000 S Mckern Ct UNIT 69	Newberg	OR	97132
R3221	03401	Justin & Tanisha Bush	1000 S Mckern Ct UNIT 12	Newberg	OR	97132	1000 S Mckern Ct UNIT 12	Newberg	OR	97132
R3221	03401	David Miller	1000 S Mckern Ct UNIT 29	Newberg	OR	97132	1000 S Mckern Ct UNIT 29	Newberg	OR	97132
R3221	03401	Angela & Michael Hale	1000 S Mckern Ct UNIT 27	Newberg	OR	97132	1000 S Mckern Ct UNIT 27	Newberg	OR	97132
R3221	03401	Dolores & Dennis Horine	1000 S Mckern Ct UNIT 102	Newberg	OR	97132	1000 S Mckern Ct UNIT 102	Newberg	OR	97132
R3221	03401	Jeffrey Ostby	1000 S Mckern Ct UNIT 73	Newberg	OR	97132	1000 S Mckern Ct UNIT 73	Newberg	OR	97132
R3221	03401	Rachel Brown	1000 S Mckern Ct UNIT 66	Newberg	OR	97132	1000 S Mckern Ct UNIT 66	Newberg	OR	97132
R3221	03401	Donna Jones	1000 S Mckern Ct UNIT 52	Newberg	OR	97132	1000 S Mckern Ct UNIT 52	Newberg	OR	97132
R3221	03401	Springbrook Estates Yamhill LLC	385 Clinton St	Costa Mesa	CA	92626	1000 S Mckern Ct UNIT 76	Newberg	OR	97132
R3221	03401	Anthony Eiwen	1000 S Mckern Ct UNIT 28	Newberg	OR	97132	1000 S Mckern Ct UNIT 28	Newberg	OR	97132
R3221	03401	Shayla & Michael Vondrachek	1000 S Mckern Ct UNIT 14	Newberg	OR	97132	1000 S Mckern Ct UNIT 14	Newberg	OR	97132
R3221	03401	Peter & Jessica Gasiorowski	1000 S Mckern Ct UNIT 50	Newberg	OR	97132	1000 S Mckern Ct UNIT 50	Newberg	OR	97132
R3221	03401	Wendy Coffin	1000 S Mckern Ct UNIT 63	Newberg	OR	97132	1000 S Mckern Ct UNIT 63	Newberg	OR	97132
R3221	03401	Jeffery Musall	1000 S Mckern Ct UNIT 24	Newberg	OR	97132	1000 S Mckern Ct UNIT 24	Newberg	OR	97132
R3221	03401	Paul Gipson	1000 S Mckern Ct UNIT 25	Newberg	OR	97132	1000 S Mckern Ct UNIT 25	Newberg	OR	97132
R3221	03401	Garcia Castulo & Esteban Faustino	1000 S Mckern Ct UNIT 46	Newberg	OR	97132	1000 S Mckern Ct UNIT 46	Newberg	OR	97132
R3221	03401	Duane & Lynda Blondo	1000 S Mckern Ct UNIT 22	Newberg	OR	97132	1000 S Mckern Ct UNIT 22	Newberg	OR	97132
R3221	03401	Scott & Erin Bernhardt	980 SW 7th St	Dundee	OR	97115	1000 S Mckern Ct UNIT 65	Newberg	OR	97132
R3221	03401	Alcaraz & Maria Campuzano	1000 S Mckern Ct UNIT 51	Newberg	OR	97132	1000 S Mckern Ct UNIT 51	Newberg	OR	97132
R3221	03401	Eric Weber	1000 S Mckern Ct UNIT 35	Newberg	OR	97132	1000 S Mckern Ct UNIT 35	Newberg	OR	97132
R3221	03401	John & Dagmar McMahan	1000 S Mckern Ct UNIT 32	Newberg	OR	97132	1000 S Mckern Ct UNIT 32	Newberg	OR	97132

R3221	03401	Laurie Schroder	1000 S Mckern Ct UNIT 47	Newberg	OR	97132	1000 S Mckern Ct UNIT 47	Newberg	OR	97132
R3221	03401	Leland Boatright	1000 S Mckern Ct UNIT 61	Newberg	OR	97132	1000 S Mckern Ct UNIT 61	Newberg	OR	97132
R3221	03401	Barbara Beyke	1000 S Mckern Ct UNIT 40	Newberg	OR	97132	1000 S Mckern Ct UNIT 40	Newberg	OR	97132
R3221	03401	Barbara Beyke	1000 S Mckern Ct UNIT 40	Newberg	OR	97132	1000 S Mckern Ct UNIT 40	Newberg	OR	97132
R3221	03401	Beth Stevenson	1000 S Mckern Ct UNIT 26	Newberg	OR	97132	1000 S Mckern Ct UNIT 26	Newberg	OR	97132
R3221	03401	Gerald & Alice Towers	1000 S Mckern Ct UNIT 8	Newberg	OR	97132	1000 S Mckern Ct UNIT 8	Newberg	OR	97132
R3221	03401	Marilyn Lewis	1000 S Mckern Ct UNIT 62	Newberg	OR	97132	1000 S Mckern Ct UNIT 62	Newberg	OR	97132
R3221	03401	Randle Salsberry	1000 S Mckern Ct UNIT 15	Newberg	OR	97132	1000 S Mckern Ct UNIT 15	Newberg	OR	97132
R3221	03401	Haley & Brandon Tuttle	1000 S Mckern Ct UNIT 21	Newberg	OR	97132	1000 S Mckern Ct UNIT 21	Newberg	OR	97132
R3221	03401	Alfredo Chavira	1000 S Mckern Ct UNIT 44	Newberg	OR	97132	1000 S Mckern Ct UNIT 44	Newberg	OR	97132
R3221	03401	Diane & Kenneth Robinson	Po Box 296	Newberg	OR	97132	1000 S Mckern Ct UNIT 23	Newberg	OR	97132
R3221	03401	Daniel Jette & Lisa Price	1000 S Mckern Ct UNIT 37	Newberg	OR	97132	1000 S Mckern Ct UNIT 37	Newberg	OR	97132
R3221	03401	Antoinette Haworth & Todd Wydler	1000 S Mckern Ct UNIT 7	Newberg	OR	97132	1000 S Mckern Ct UNIT 7	Newberg	OR	97132
R3221	03401	Felix Alvarez	1000 S Mckern Ct UNIT 64	Newberg	OR	97132	1000 S Mckern Ct UNIT 64	Newberg	OR	97132
R3221	03401	Martin Rahier li	1000 S Mckern Ct UNIT 20	Newberg	OR	97132	1000 S Mckern Ct UNIT 20	Newberg	OR	97132
R3221	03401	Robert Bolton Jr & Bryce Autery	1000 S Mckern Ct UNIT 53	Newberg	OR	97132	1000 S Mckern Ct UNIT 53	Newberg	OR	97132
R3221	03401	Lauren & Carmen Alligaier	1000 S Mckern Ct UNIT 36	Newberg	OR	97132	1000 S Mckern Ct UNIT 36	Newberg	OR	97132
R3221	03401	Arlen Ford	1000 S Mckern Ct UNIT 56	Newberg	OR	97132	1000 S Mckern Ct UNIT 56	Newberg	OR	97132
R3221	03401	Scott & Jennifer Cannard	1000 S Mckern Ct UNIT 54	Newberg	OR	97132	1000 S Mckern Ct UNIT 54	Newberg	OR	97132
R3221	03401	Bonnie, Samuel, & Kimberly Sattler	15238 SW Summerview Dr	Portland	OR	97224	1000 S Mckern Ct UNIT 9	Newberg	OR	97132
R3221	03401	Janelle & Brent Shores	1000 S Mckern Ct UNIT 34	Newberg	OR	97132	1000 S Mckern Ct UNIT 34	Newberg	OR	97132
R3221	03401	Cody & Abbie Helzer	1000 S Mckern Ct UNIT 33	Newberg	OR	97132	1000 S Mckern Ct UNIT 33	Newberg	OR	97132
R3221	03401	Librado Garcia & Luz Pena-Anaya	1000 S Mckern Ct UNIT 5	Newberg	OR	97132	1000 S Mckern Ct UNIT 5	Newberg	OR	97132
R3221	03401	Ron & Paula Curtis	1000 S Mckern Ct UNIT 17	Newberg	OR	97132	1000 S Mckern Ct UNIT 17	Newberg	OR	97132
R3221	03401	Beau & Josephine Foulk	1000 S Mckern Ct UNIT 4	Newberg	OR	97132	1000 S Mckern Ct UNIT 4	Newberg	OR	97132
R3221	03401	Gary & Rebecca Shelton	1000 S Mckern Ct UNIT 72	Newberg	OR	97132	1000 S Mckern Ct UNIT 72	Newberg	OR	97132
R3221	03401	Lavonne Finsand	1000 S Mckern Ct UNIT 3	Newberg	OR	97132	1000 S Mckern Ct UNIT 3	Newberg	OR	97132
R3221	03401	Samuel Hutchison	1000 S Mckern Ct UNIT 42	Newberg	OR	97132	1000 S Mckern Ct UNIT 42	Newberg	OR	97132
R3221	03401	Fuentes Sangabriel	1000 S Mckern Ct UNIT 10	Newberg	OR	97132	1000 S Mckern Ct UNIT 10	Newberg	OR	97132
R3221	03401	Sandra Funk	1000 S Mckern Ct UNIT 13	Newberg	OR	97132	1000 S Mckern Ct UNIT 13	Newberg	OR	97132
R3221	03401	John Hoover & Tina Houck	1000 S Mckern Ct UNIT 57	Newberg	OR	97132	1000 S Mckern Ct UNIT 57	Newberg	OR	97132
R3221	03401	Dela & Dela Arturo	1000 S Mckern Ct UNIT 58	Newberg	OR	97132	1000 S Mckern Ct UNIT 58	Newberg	OR	97132
R3221	03401	Lynn Depretto	21240 S Richard Ct	Oregon City	OR	97045	1000 S Mckern Ct UNIT 59	Newberg	OR	97132
R3221	03401	Joana Castaneda-Ramirez & Fernando Torres-Perez	1000 S Mckern Ct UNIT 18	Newberg	OR	97132	1000 S Mckern Ct UNIT 18	Newberg	OR	97132
R3221	03401	Russell & Gena Stroup	9630 NE Neumann Ln	Newberg	OR	97132	1000 S Mckern Ct UNIT 75	Newberg	OR	97132
R3221	03401	Viki Drydrahl	1000 S Mckern Ct UNIT 2	Newberg	OR	97132	1000 S Mckern Ct UNIT 2	Newberg	OR	97132
R3221	03401	Karen Catalan	1000 S Mckern Ct UNIT 43	Newberg	OR	97132	1000 S Mckern Ct UNIT 43	Newberg	OR	97132
R3221	03401	Suzanne Thomas	1000 S Mckern Ct UNIT 11	Newberg	OR	97132	1000 S Mckern Ct UNIT 11	Newberg	OR	97132
R3221	03401	David Cranmer	1000 S Mckern Ct UNIT 45	Newberg	OR	97132	1000 S Mckern Ct UNIT 45	Newberg	OR	97132
R3221	03401	Darlene Ingram & Laura Palmblad	1000 S Mckern Ct UNIT 38	Newberg	OR	97132	1000 S Mckern Ct UNIT 38	Newberg	OR	97132
R3221	03401	Donald & Linda Cooley	1000 S Mckern Ct UNIT 70	Newberg	OR	97132	1000 S Mckern Ct UNIT 70	Newberg	OR	97132
R3221	03401	Silvino Gusman & Maria Rodriguez	1000 S Mckern Ct UNIT 88	Newberg	OR	97132	1000 S Mckern Ct UNIT 88	Newberg	OR	97132
R3221	03401	Raymond & Delia Camacho	1000 S Mckern Ct UNIT 98	Newberg	OR	97132	1000 S Mckern Ct UNIT 98	Newberg	OR	97132
R3221	03401	Ryan & Randy Swinhart	1000 S Mckern Ct UNIT 122	Newberg	OR	97132	1000 S Mckern Ct UNIT 122	Newberg	OR	97132
R3221	03401	Erin Davidson	1000 S Mckern Ct UNIT 89	Newberg	OR	97132	1000 S Mckern Ct UNIT 89	Newberg	OR	97132
R3221	03401	David & Renae Leslie	1000 S Mckern Ct UNIT 126	Newberg	OR	97132	1000 S Mckern Ct UNIT 126	Newberg	OR	97132
R3221	03401	Jason Smith & Janice Jeffries	1000 S Mckern Ct UNIT 113	Newberg	OR	97132	1000 S Mckern Ct UNIT 113	Newberg	OR	97132
R3221	03401	Richard & Betty Karlow	1000 S Mckern Ct UNIT 80	Newberg	OR	97132	1000 S Mckern Ct UNIT 80	Newberg	OR	97132
R3221	03401	Cherie & Joe Houser	1000 S Mckern Ct UNIT 85	Newberg	OR	97132	1000 S Mckern Ct UNIT 85	Newberg	OR	97132
R3221	03401	Teryan Hundley & Alexis Crow	1000 S Mckern Ct UNIT 109	Newberg	OR	97132	1000 S Mckern Ct UNIT 109	Newberg	OR	97132
R3221	03401	Holly Turnbull	1000 S Mckern Ct UNIT 87	Newberg	OR	97132	1000 S Mckern Ct UNIT 87	Newberg	OR	97132

R3221	03401	Dallas & Barbara Smith	1000 S Mckern Ct UNIT 115	Newberg	OR	97132	1000 S Mckern Ct UNIT 115	Newberg	OR	97132
R3221	03401	Patricia Mendoza & Mario Montes	1000 S Mckern Ct UNIT 90	Newberg	OR	97132	1000 S Mckern Ct UNIT 90	Newberg	OR	97132
R3221	03401	Yehudith Samson	1000 S Mckern Ct UNIT 107	Newberg	OR	97132	1000 S Mckern Ct UNIT 107	Newberg	OR	97132
R3221	03401	Sharon Omalley	1000 S Mckern Ct UNIT 84	Newberg	OR	97132	1000 S Mckern Ct UNIT 84	Newberg	OR	97132
R3221	03401	Jon & Lois Tromblay	1000 S Mckern Ct UNIT 116	Newberg	OR	97132	1000 S Mckern Ct UNIT 116	Newberg	OR	97132
R3221	03401	Barbara Kaston	Po Box 230095	Portland	OR	97281	1000 S Mckern Ct UNIT 77	Newberg	OR	97132
R3221	03401	Laura Martinez	1000 S Mckern Ct UNIT 96	Newberg	OR	97132	1000 S Mckern Ct UNIT 96	Newberg	OR	97132
R3221	03401	Dana & John St John	20525 SW 94th Ave	Tualatin	OR	97062	1000 S Mckern Ct UNIT 100	Newberg	OR	97132
R3221	03401	Richard & Virginia Gates	1000 S Mckern Ct UNIT 92	Newberg	OR	97132	1000 S Mckern Ct UNIT 92	Newberg	OR	97132
R3221	03401	Felicity Harvey	1000 S Mckern Ct UNIT 114	Newberg	OR	97132	1000 S Mckern Ct UNIT 114	Newberg	OR	97132
R3221	03401	Jay & Darlene Andreas	1000 S Mckern Ct UNIT 83	Newberg	OR	97132	1000 S Mckern Ct UNIT 83	Newberg	OR	97132
R3221	03401	John Boaz	1000 S Mckern Ct UNIT 111	Newberg	OR	97132	1000 S Mckern Ct UNIT 111	Newberg	OR	97132
R3221	03401	Jaime Sanchez-Lopez & Yesmin Salas-Rosales	1000 S Mckern Ct UNIT 112	Newberg	OR	97132	1000 S Mckern Ct UNIT 112	Newberg	OR	97132
R3221	03401	Wayne & Mary German	1000 S Mckern Ct UNIT 108	Newberg	OR	97132	1000 S Mckern Ct UNIT 108	Newberg	OR	97132
R3221	03401	Mario Sanchez & Waltraud Geiger	1000 S Mckern Ct UNIT 125	Newberg	OR	97132	1000 S Mckern Ct UNIT 125	Newberg	OR	97132
R3221	03401	Russell & Gena Stroup	Po Box 662	Newberg	OR	97132	1000 S Mckern Ct UNIT 119	Newberg	OR	97132
R3221	03401	Alexis Bartin & Camilla Botkin	1000 S Mckern Ct UNIT 79	Newberg	OR	97132	1000 S Mckern Ct UNIT 79	Newberg	OR	97132
R3221	03401	Virginia Gongliewski	1000 S Mckern Ct UNIT 81	Newberg	OR	97132	1000 S Mckern Ct UNIT 81	Newberg	OR	97132
R3221	03401	Virginia Espinoza	1000 S Mckern Ct UNIT 101	Newberg	OR	97132	1000 S Mckern Ct UNIT 101	Newberg	OR	97132
R3221	03401	Kristal Varela	1000 S Mckern Ct UNIT 95	Newberg	OR	97132	1000 S Mckern Ct UNIT 95	Newberg	OR	97132
R3221	03401	Barbara Stevens	15532 SW Pacific Hwy STE C1B	Portland	OR	97224	1000 S Mckern Ct UNIT 93	Newberg	OR	97132
R3221	03401	Kelly & Kristopher Rohweder	1000 S Mckern Ct UNIT 123	Newberg	OR	97132	1000 S Mckern Ct UNIT 123	Newberg	OR	97132
R3221	03401	Ryan Pratt	1000 S Mckern Ct UNIT 103	Newberg	OR	97132	1000 S Mckern Ct UNIT 103	Newberg	OR	97132
R3221	03401	Kelly & Kenneth Duhon	1000 S Mckern Ct UNIT 104	Newberg	OR	97132	1000 S Mckern Ct UNIT 104	Newberg	OR	97132
R3221	03401	Sandra & Richard Driskell	8607 Vashon Dr NE	Lacey	WA	98516	1000 S Mckern Ct UNIT 105	Newberg	OR	97132
R3221	03401	Ann Hardie	1000 S Mckern Ct UNIT 82	Newberg	OR	97132	1000 S Mckern Ct UNIT 82	Newberg	OR	97132
R3221	03401	Jose & Ramona Garcia	1000 S Mckern Ct UNIT 30	Newberg	OR	97132	1000 S Mckern Ct UNIT 30	Newberg	OR	97132
R3221	03401	Alvaro Guzman & Evangelina Anaya	1000 S Mckern Ct UNIT 110	Newberg	OR	97132	1000 S Mckern Ct UNIT 110	Newberg	OR	97132
R3221	03401	Ladawn & Travis Hutchens	1000 S Mckern Ct UNIT 99	Newberg	OR	97132	1000 S Mckern Ct UNIT 99	Newberg	OR	97132
R3221	03401	Helen Richards	1000 S Mckern Ct UNIT 106	Newberg	OR	97132	1000 S Mckern Ct UNIT 106	Newberg	OR	97132
R3221	03401	Marcia & Randall Cobb	1000 S Mckern Ct UNIT 41	Newberg	OR	97132	1000 S Mckern Ct UNIT 41	Newberg	OR	97132
R3221	03401	Evelyn Powell	1000 S Mckern Ct UNIT 117	Newberg	OR	97132	1000 S Mckern Ct UNIT 117	Newberg	OR	97132
R3221	03401	Adam Putnam & Tristan Paris	1000 S Mckern Ct UNIT 124	Newberg	OR	97132	1000 S Mckern Ct UNIT 124	Newberg	OR	97132
R3221	03401	Ladonna Lake	1000 S Mckern Ct UNIT 71	Newberg	OR	97132	1000 S Mckern Ct UNIT 71	Newberg	OR	97132
R3221	03401	Jovita & Marisol Campuzano	1000 S Mckern Ct UNIT 74	Newberg	OR	97132	1000 S Mckern Ct UNIT 74	Newberg	OR	97132
R3221	03401	Jacques & Sany Blondeau	Po Box 876	Newberg	OR	97132	1000 S Mckern Ct UNIT 67	Newberg	OR	97132
R3221	03401	Samuel & Tamara Spooner	1000 S Mckern Ct UNIT 86	Newberg	OR	97132	1000 S Mckern Ct UNIT 86	Newberg	OR	97132
R3221	03401	Taylor & Janet Kopecky	Po Box 365	Brightwood	OR	97011	1000 S Mckern Ct UNIT 55	Newberg	OR	97132
R3221	03401	Linda & David Dobbins	1000 S Mckern Ct UNIT 120	Newberg	OR	97132	1000 S Mckern Ct UNIT 120	Newberg	OR	97132
R3221	03401	William & Katherine Kelly	1000 S Mckern Ct UNIT 97	Newberg	OR	97132	1000 S Mckern Ct UNIT 97	Newberg	OR	97132
R3221	03401	Jennifer Fitzgerald & Athen Turner	1000 S Mckern Ct UNIT 121	Newberg	OR	97132	1000 S Mckern Ct UNIT 121	Newberg	OR	97132
R3221	03401	Robert & Dena Evans	1000 S Mckern Ct UNIT 91	Newberg	OR	97132	1000 S Mckern Ct UNIT 91	Newberg	OR	97132
R3221	03401	Brian Hernandez	1000 S Mckern Ct UNIT 118	Newberg	OR	97132	1000 S Mckern Ct UNIT 118	Newberg	OR	97132
R3221	03401	Donna Johnson	1000 S Mckern Ct UNIT 68	Newberg	OR	97132	1000 S Mckern Ct UNIT 68	Newberg	OR	97132
R3221	03401	Anita Griffin	1000 S Mckern Ct UNIT 31	Newberg	OR	97132	1000 S Mckern Ct UNIT 31	Newberg	OR	97132
R3221	03401	Amanda King	1000 S Mckern Ct UNIT 49	Newberg	OR	97132	1000 S Mckern Ct UNIT 49	Newberg	OR	97132
R3221	03401	Bernardo Hermsillo-Zamora & Jennifer Hermsillo	1000 S Mckern Ct UNIT 39	Newberg	OR	97132	1000 S Mckern Ct UNIT 39	Newberg	OR	97132
R3221	03401	Thomas & Valerie Munkres	1000 S Mckern Ct UNIT 19	Newberg	OR	97132	1000 S Mckern Ct UNIT 19	Newberg	OR	97132
R3221	03401	Marvin & Jolie Wyatt	1000 S Mckern Ct UNIT 48	Newberg	OR	97132	1000 S Mckern Ct UNIT 48	Newberg	OR	97132
R3221	03401	John Zoltner	1000 S Mckern Ct UNIT 94	Newberg	OR	97132	1000 S Mckern Ct UNIT 94	Newberg	OR	97132

Memorandum

To: A.R.E Manufacturing
From: Myla Cross
Jennifer Danziger, PE
Date: October 11, 2022
Subject: A.R.E Manufacturing - Trip Generation & TSDC Analysis



RENEWS: 12/31/2023

Introduction

This memorandum reports the trip generation analysis of the proposed expansion of the A.R.E Manufacturing development located at 518 S Springbrook in Newberg, Oregon. The proposed expansion will include the construction of a 10,530-square foot (SF) addition to an existing industrial building, which will expand the existing machine production space. The applicant seeks to determine the necessary fees associated with the City of Newberg's Transportation System Development Charges (TSDC's) by completing a trip generation analysis. Figure 1 displays a vicinity map with the A.R.E Manufacturing property outlined in yellow, and the location of the proposed building expansion outlined in red.

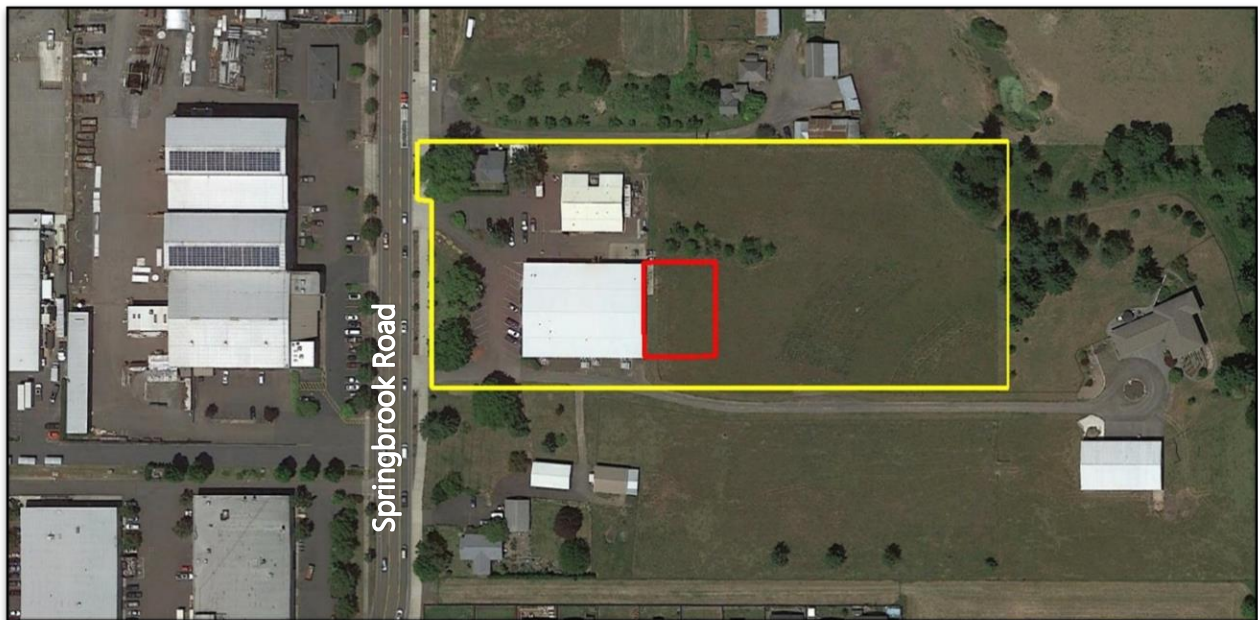


Figure 1: Project Location (image from Google Earth)

Trip Generation

Existing Trip Generation

A.R.E Manufacturing currently has two buildings, encompassing a total of 21,730 SF, which serve as machine production space. The proposed expansion is aimed to accommodate current employees and provide more space for working conditions. No new employees are planned to be hired as a result of the proposed expansion.

Two methods were used to compare the trip generation for the existing development. One uses industry sources to estimate site demand while the other considers the actual site operations.

ITE Trip Rates

The first method was to estimate the number of trips by using average trip rates from the *Trip Generation Manual*¹. Specifically, data from land use code 140, *Manufacturing* was used based on the square footage of the gross floor area.

Using ITE trip rates, the trip generation calculations estimate that a typical 21,730-SF manufacturing building is anticipated to generate 15 trips during the morning peak hour, 16 trips during the evening peak hour, and 104 average weekday trips. Table 1 provides a summary of the trip generation estimates for each land use. Detailed trip generation calculations are attached in the technical appendix to this memorandum.

Table 1: Existing ITE Trip Generation Estimate Summary

Development	Land Use Code	Size	Evening Peak Hour			Weekday Total
			Enter	Exit	Total	
Manufacturing	140	21,730 SF	5	11	16	104

Site Observations

The second method was to use trip generation data and employment information provided by the client. The documents provided by the client show that the number of day shift employees is significantly higher than the number of night shift employees. The data also includes travel mode information which indicates that while the majority of employees drive to work, several use different modes of transportation such as carpooling, walking, or biking. Table 2 provides a summary of A.R.E Manufacturing’s employee schedules and modes of transport.

Table 2: Employment Information

Department	Number of Employees	Employee Schedule		Mode of Transportation			
		Day Shift	Night Shift	Drive	Carpool	Bike/Walk	WFM
Office	6	6	0	4	0	1	1
Production	39	35	4	32	2	5	0
Total:	45	41	4	36	2	6	1

Notes: WFM = Work from Home

¹ Institute of Transportation Engineers (ITE), *Trip Generation Manual*, 11th Edition, 2021.



Traffic entering and exiting the parking lot was counted by the client on Tuesday, August 2, 2022, during the PM peak hour and is summarized in Table 3. A total of 4 entering vehicles and 24 exiting vehicles were observed, bringing the PM peak hour total to 28 vehicles. Detailed trip generation data and employment information provided by the client is attached in the appendix of this memorandum.

Table 3: Existing Trip Generation Summary – Site Observations

Development	Land Use Code	Size	Evening Peak Hour		
			Enter	Exit	Total
Manufacturing	140	21,730 SF	4	24	28

The observed PM peak hour total of the A.R.E Manufacturing facility is approximately 57% higher than the estimated ITE trip generation for a development of the same size and general use classification, indicating that the existing trip generation of the site is more aligned with a larger size manufacturing development. This finding is consistent with the stated purpose of the expansion, which is to better accommodate the needs of the current employees rather than expand operations to accommodate a greater number of employees.

Additionally, the number of day shift employees at A.R.E Manufacturing is significantly higher than that of night shift employees. ITE trip rates estimate approximately 31% entering trips, and 69% exiting trips during the PM peak hour. Based on the information provided by the client, there are approximately 14% entering trips and 86% exiting trips during the PM peak hour. Thus, there is a much higher concentration of employee density during the day shift compared to the ITE rate estimates. The proposed expansion will allow for the existing day shift employees to have the necessary space to conduct daily work activities.

Proposed Expansion Trip Generation

The proposed expansion will include the addition of 10,530 SF to the existing site, bringing the total size of the development to 32,260 SF. Table 4 summarizes the trip generation of a 32,260-SF manufacturing development using ITE trip rates.

Table 4: Proposed ITE Trip Generation Summary

Land Use	Code	Size (DU)	Evening Peak Hour			Weekday Total
			Enter	Exit	Total	
Manufacturing	140	32,260	7	17	24	154

When comparing the existing trip generation, summarized in Table 3, and the trip generation using the proposed 32,260-SF total and ITE rates, we can conclude that the existing trip generation for the site based on the number of staff and shift schedules, is more aligned with a development the size of the proposed square footage.

Transportation System Development Charge

Based on conversations with the client, the proposed 10,530 SF expansion is not intended to add capacity for additional employees, but rather to provide additional space for current employees. There is no near-term plan



for hiring as part of the expansion, hence, no new trips are anticipated to be generated by the proposed expansion.

As shown in the trip generation analysis, the existing site trip generation is higher than ITE estimates for the existing sized building. Instead, the existing trip generation is more aligned with, and actually exceeds, ITE trip estimates for a 32,260-SF manufacturing. Therefore, the analysis supports that the idea that the expansion will be used to accommodate current employees and provide more space for existing working conditions rather than hiring additional employees and thereby, increasing trip generation.

Additionally, based on ITE trip rates, if the project site were to be sold in the future to another manufacturing development the trip generation would still be lower than the existing trip generation of A.R.E Manufacturing. Accordingly, no new trips will be added to the transportation network as a result of this expansion.

Per the City of Newberg, Transportation System Development Charge (TSDC) fees are billed at \$5,663 per PM peak hour vehicle-trip end. Based on the findings of the trip generation analysis, ITE trip rates are not suitable to determine the amount of vehicle trip ends anticipated to be generated by the proposed expansion. Instead, the findings of this memorandum show that no new trips will be generated by the proposed expansion, therefore, we suggest that no TSDC fee is warranted.



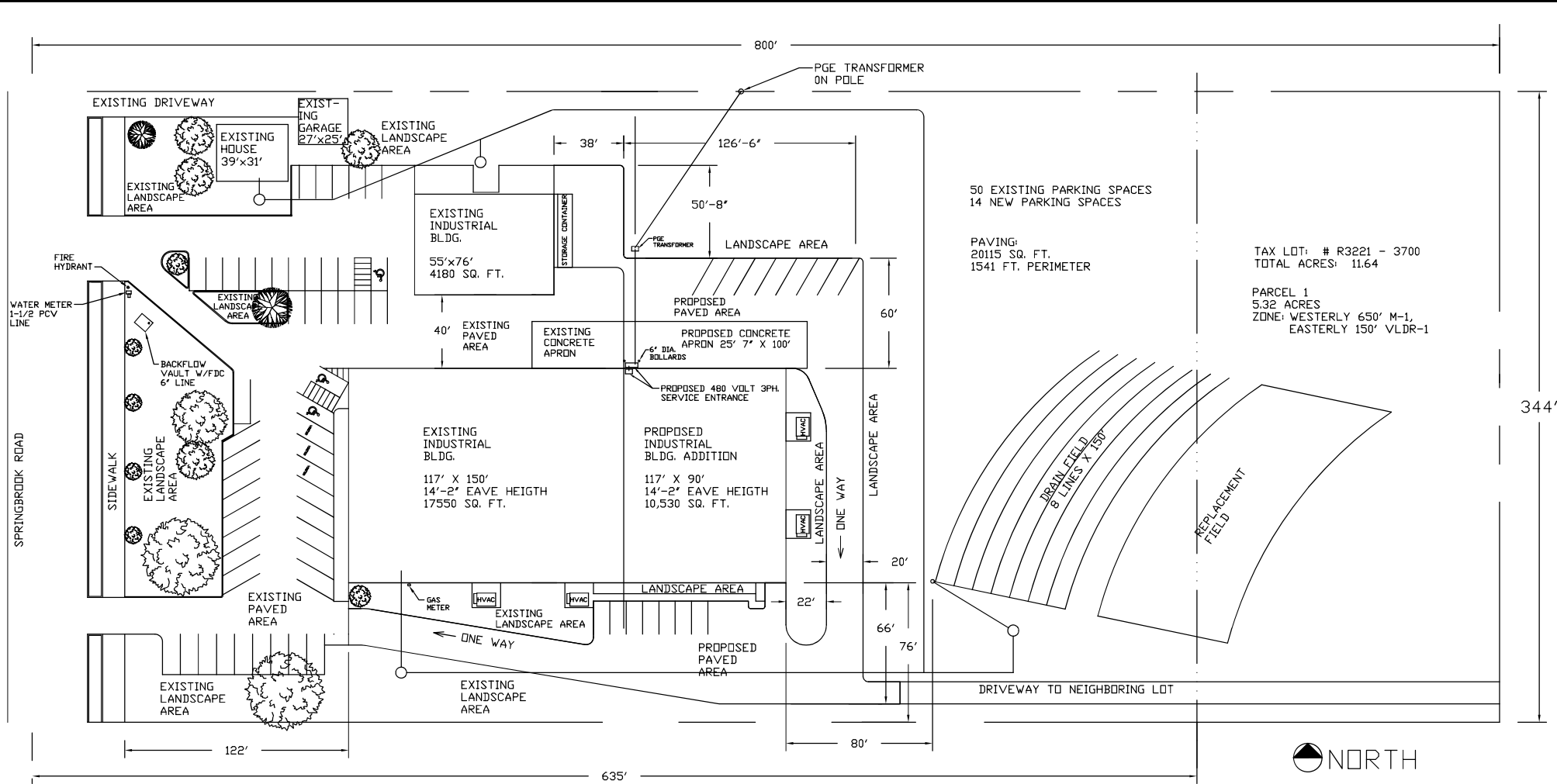
Appendix

Site Plan

ITE Trip Generation Worksheets

Client Trip Generation Data & Employee Information





50 EXISTING PARKING SPACES
14 NEW PARKING SPACES

PAVING:
20115 SQ. FT.
1541 FT. PERIMETER

TAX LOT: # R3221 - 3700
TOTAL ACRES: 11.64

PARCEL 1
5.32 ACRES
ZONE: WESTERLY 650' M-1,
EASTERLY 150' VLDR-1

SPRINGBROOK ROAD

344'



LEGEND:	
	EASEMENT BOUNDARY
	LOT LINE
	CITY LIMIT

SCALE 1/16"=0'-0"

ELBERT RENTALS
ALVIN ELBERT
(503) 538-0350 PHONE
(503) 330-2251 CELL
alvin@aremanufacturing.com

BUILDING EXPANSION
FOR A.R.E. MFG.
518 S. SPRINGBROOK RD.
NEWBERG, OREGON 97132

PRELIM
REV #1 3-1-22
REV #2 4-20-22
REV
REV

518
SITE
PLAN

REV
2



TRIP GENERATION CALCULATIONS
Source: Trip Generation Manual, 11th Edition

Land Use: Manufacturing
Land Use Code: 140
Land Use Subcategory: All Sites
Setting/Location: General Urban/Suburban
Variable: 1000 SF GFA
Trip Type: Vehicle
Variable Quantity: **21.73**

AM PEAK HOUR

Trip Rate: 0.68

	Enter	Exit	Total
Directional Split	76%	24%	
Trip Ends	11	4	15

PM PEAK HOUR

Trip Rate: 0.74

	Enter	Exit	Total
Directional Split	31%	69%	
Trip Ends	5	11	16

WEEKDAY

Trip Rate: 4.75

	Enter	Exit	Total
Directional Split	50%	50%	
Trip Ends	52	52	104

SATURDAY

Trip Rate: 1.49

	Enter	Exit	Total
Directional Split	50%	50%	
Trip Ends	16	16	32



TRIP GENERATION CALCULATIONS
Source: Trip Generation Manual, 11th Edition

Land Use: Manufacturing
Land Use Code: 140
Land Use Subcategory: All Sites
Setting/Location: General Urban/Suburban
Variable: 1000 SF GFA
Trip Type: Vehicle
Variable Quantity: **32.26**

AM PEAK HOUR

Trip Rate: 0.68

	Enter	Exit	Total
Directional Split	76%	24%	
Trip Ends	17	5	22

PM PEAK HOUR

Trip Rate: 0.74

	Enter	Exit	Total
Directional Split	31%	69%	
Trip Ends	7	17	24

WEEKDAY

Trip Rate: 4.75

	Enter	Exit	Total
Directional Split	50%	50%	
Trip Ends	77	77	154

SATURDAY

Trip Rate: 1.49

	Enter	Exit	Total
Directional Split	50%	50%	
Trip Ends	24	24	48

A.R.E. Traffic Report

3:30-5:15

Semi Truck Traffic				Delivery Trucks				Residential Traffic				8/2/2022	3:30-5:15
0				4				37				In	10
In:	0	Out:	0	In:	2	Out:	2	In:	8	Out:	29	Out	31
Log				Log				Log				Total	41
In	Time	Out	Time	In	Time	Out	Time	In	Time	Out	Time		
				x	3:31 PM	x	3:33 PM	x	3:43 PM	x	3:43 PM		
				x	3:49 PM	x	3:40 PM	x	3:47 PM	x	3:45 PM		
								x	3:49 PM	x	4:09 PM		
								x	3:56 PM	x	4:15 PM		
								x	4:07 PM	x	4:23 PM		
								x	4:32 PM	x	4:27 PM		
								x	4:32 PM	x	4:28 PM		
								x	4:42 PM	x	4:33 PM		
										x	4:34 PM		
										x	4:34 PM		
										x	4:34 PM		
										x	4:35 PM		
										x	4:36 PM		
										x	4:37 PM		
										x	4:38 PM		
										x	4:38 PM		
										x	4:41 PM		
										x	4:43 PM		
										x	4:43 PM		
										x	4:44 PM		
										x	4:46 PM		
										x	4:46 PM		
										x	4:47 PM		
										x	4:50 PM		
										x	4:51 PM		
										x	5:00 PM		
										x	5:01 PM		
										x	5:02 PM		
										x	5:05 PM		

A.R.E. Traffic Report

3:30-4:30

Semi Truck Traffic				Delivery Trucks				Residential Traffic				8/2/2022	3:30-4:30
0				4				0				In	9
In:	0	Out:	0	In:	2	Out:	2	In:	7	Out:	7	Out	9
Log				Log				Log				Total	18
In	Time	Out	Time	In	Time	Out	Time	In	Time	Out	Time		
				x	3:31 PM	x	3:33 PM	x	3:43 PM	x	3:43 PM		
				x	3:49 PM	x	3:40 PM	x	3:47 PM	x	3:45 PM		
								x	3:49 PM	x	4:09 PM		
								x	3:56 PM	x	4:15 PM		
								x	4:07 PM	x	4:23 PM		
								x	4:32 PM	x	4:27 PM		
								x	4:32 PM	x	4:28 PM		

A.R.E. Traffic Report

4:00-5:00

Semi Truck Traffic				Delivery Trucks				Residential Traffic				8/2/2022	4:00-5:00
0				0				28				In	4
In:	0	Out:	0	In:	0	Out:	0	In:	4	Out:	24	Out	24
Log				Log				Log				Total	28
In	Time	Out	Time	In	Time	Out	Time	In	Time	Out	Time		
				x	3:31 PM	x	3:33 PM	x	4:07 PM	x	4:09 PM		
				x	3:49 PM	x	3:40 PM	x	4:32 PM	x	4:15 PM		
								x	4:32 PM	x	4:23 PM		
								x	4:42 PM	x	4:27 PM		
										x	4:28 PM		
										x	4:33 PM		
										x	4:34 PM		
										x	4:34 PM		
										x	4:34 PM		
										x	4:35 PM		
										x	4:36 PM		
										x	4:37 PM		
										x	4:38 PM		
										x	4:38 PM		
										x	4:41 PM		
										x	4:43 PM		
										x	4:43 PM		
										x	4:44 PM		
										x	4:46 PM		
										x	4:46 PM		
										x	4:47 PM		
										x	4:50 PM		
										x	4:51 PM		
										x	5:00 PM		

Name	Reg Hours	Dept	Sched	Mode of transport
[REDACTED]	8:00am-4:30pm	Office	Day (M-F)	Drive
[REDACTED]	8:00am-4:30pm	Office	Day (M-F)	Drive
[REDACTED]	9:00am-5:00pm	Office	Day (M-F)	Drive
[REDACTED]	8:00am-4:30pm	Office	Day (M-F)	Drive
[REDACTED]	9:00am-5:00pm	Office	Day (M-F)	at home
[REDACTED]	12:30pm-5:30pm	Office	Day (M-F)	Bike
[REDACTED]	7:30am-4:30pm	Shop	Day (M-F)	Drive
[REDACTED]	8:00am-4:30pm	Shop	Day (M-F)	Carpool
[REDACTED]	6:00am-4:30pm	Shop	Day (M-F)	Drive
[REDACTED]	8:30am-5:00pm	Shop	Day (M-F)	Drive
[REDACTED]	6:00am-2:30pm	Shop	Day (M-F)	Drive
[REDACTED]	1:00pm-4:30pm	Shop	Day (M-S)	Drive
[REDACTED]	6:00am-12:00pm	Shop	Day (M-S)	Bike
[REDACTED]	6:00am-4:30pm	Shop	Day (M-Th)	Drive
[REDACTED]	6:00am-4:30pm	Shop	Day (M-th)	Drive
[REDACTED]	6:00am-4:30pm	Shop	Day (M-Th)	Drive
[REDACTED]	6:00am-4:30pm	Shop	Day (M-Th)	Drive
[REDACTED]	6:00am-4:30pm	Shop	Day (M-Th)	Drive
[REDACTED]	6:00am-4:30pm	Shop	Day (M-Th)	Walk
[REDACTED]	6:00am-4:30pm	Shop	Day (M-Th)	Carpool
[REDACTED]	6:00am-4:30pm	Shop	Day (M-Th)	Drive
[REDACTED]	6:00am-4:30pm	Shop	Day (M-Th)	Drive
[REDACTED]	6:00am-4:30pm	Shop	Day (M-Th)	Drive

Name	Reg Hours	Dept	Sched	Mode of transport
[REDACTED]	6:00am-4:30pm	Shop	Day (M-Th)	Drive
[REDACTED]	6:00am-4:30pm	Shop	Day (M-Th)	Bike/Carpool
[REDACTED]	6:00am-4:30pm	Shop	Day (M-Th)	Drive
[REDACTED]	6:00am-4:30pm	Shop	Day (M-Th)	Drive
[REDACTED]	6:00am-4:30pm	Shop	Day (M-Th)	Drive
[REDACTED]	6:00am-4:30pm	Shop	Day (M-Th)	Drive
[REDACTED]	6:00am-4:30pm	Shop	Day (M-Th)	Drive
[REDACTED]	6:00am-4:30pm	Shop	Day (M-Th)	Drive
[REDACTED]	6:00am-4:30pm	Shop	Day (M-Th)	Drive
[REDACTED]	6:00am-4:30pm	Shop	Day (M-Th)	Drive
[REDACTED]	6:00am-4:30pm	Shop	Day (M-Th)	Bike
[REDACTED]	6:00am-4:30pm	Shop	Day (T-F)	Drive
[REDACTED]	6:00am-4:30pm	Shop	Day (T-F)	Drive
[REDACTED]	6:00am-4:30pm	Shop	Day (T-F)	Drive
[REDACTED]	6:00am-4:30pm	Shop	Day (T-F)	Drive
[REDACTED]	7:30am-6:00pm	Shop	Day (T-F)	Drive
[REDACTED]	6:00am-4:30pm	Shop	Day (T-F)	Walk/carpool
[REDACTED]	6:00am-4:30pm	Shop	Day (W-S)	Drive
[REDACTED]	6:00am-4:30pm	Shop	Day (W-S)	Drive
[REDACTED]	4:00pm-2:30am	Shop	Nights	Drive
[REDACTED]	4:00pm-2:30am	Shop	Nights	Drive
[REDACTED]	4:00pm-2:30am	Shop	Nights	Drive
[REDACTED]	4:00pm-2:30am	Shop	Nights	Drive
Total Employees				45

**FIRE CODE / LAND USE / BUILDING REVIEW
APPLICATION**



North Operating Center
11945 SW 70th Avenue
Tigard, OR 97223
Phone: 503-649-8577

South Operating Center
8445 SW Elligsen Rd
Wilsonville, OR 97070
Phone: 503-649-8577

REV 6-30-20

Project Information

Applicant Name: Alvin Elbert
Address: 518 S Springbrook Rd, Newberg, OR 97132
Phone: 503-538-0350
Email: Rachel@aremanufacturing.com
Site Address: 518 S Springbrook Rd, Newberg OR 97132
City: Newberg
Map & Tax Lot #: R3221 03700
Business Name: A.R.E. Manufacturing, Inc.
Land Use/Building Jurisdiction: Newberg
Land Use/ Building Permit # _____

Choose from: Beaverton, Tigard, Newberg, Tualatin, North Plains, West Linn, Wilsonville, Sherwood, Rivergrove, Durham, King City, Washington County, Clackamas County, Multnomah County, Yamhill County

Project Description

A.R.E. Manufacturing, Inc. is proposing the expansion of an existing building. The proposal is to contract Pacific Building Systems to manufacture a 10,534 square foot rigid frame addition to the east end of the existing building for additional production space. This addition will include a sprinkler system.

Permit/Review Type (check one):

- Land Use / Building Review - Service Provider Permit
- Emergency Radio Responder Coverage Install/Test
- LPG Tank (Greater than 2,000 gallons)
- Flammable or Combustible Liquid Tank Installation (Greater than 1,000 gallons)
 - * Exception: Underground Storage Tanks (UST) are deferred to DEQ for regulation.
- Explosives Blasting (Blasting plan is required)
- Exterior Toxic, Pyrophoric or Corrosive Gas Installation (in excess of 810 cu.ft.)
- Tents or Temporary Membrane Structures (in excess of 10,000 square feet)
- Temporary Haunted House or similar
- OLCC Cannabis Extraction License Review
- Ceremonial Fire or Bonfire (For gathering, ceremony or other assembly)

For Fire Marshal's Office Use Only

TVFR Permit # _____
Permit Type: _____
Submittal Date: _____
Assigned To: _____
Due Date: _____
Fees Due: _____
Fees Paid: _____

Approval/Inspection Conditions

(For Fire Marshal's Office Use Only)

This section is for application approval only

Fire Marshal or Designee _____ Date _____

Conditions:

See Attached Conditions: Yes No

Site Inspection Required: Yes No

This section used when site inspection is required

Inspection Comments:

Final TVFR Approval Signature & Emp ID _____ Date _____



www.tvfr.com

Command & Business Operations Center
and North Operating Center
11945 SW 70th Avenue
Tigard, Oregon 97223-8566
503-649-8577

South Operating Center
8445 SW Elligsen Road
Wilsonville, Oregon
97070-9641
503-649-8577

Training Center
12400 SW Tonquin Road
Sherwood, Oregon
97140-9734
503-259-1600

FIRE DEPARTMENT ACCESS AND WATER SUPPLY PERMIT CHECKLIST

Project Name	Address and/or Legal Description	TVF&R Permit #
Description of Proposed Work:		Jurisdiction:
Bldg. Square Footage:	Type of Construction: Type IA	Fire Sprinklers: Y <input type="checkbox"/> N <input type="checkbox"/>
Fire Alarms: Y <input type="checkbox"/> N <input type="checkbox"/>	Bldg. Height: (Measured to gutter line or top of parapet)	ERRC <input type="checkbox"/> MERRC <input type="checkbox"/> N/A <input type="checkbox"/>

Complete checklist below if the submittal involves constructing or altering a building.

ITEM #	PROVIDED		REQUIREMENT	CODE REF
1	Y	N/A	Fire service plans shall consist of a site plan and elevation views of buildings. The site plan shall be labeled as FS-1. Elevation view sheets shall be FS-2, FS-3, etc.	OFC 105.4.2
2	Y	N/A	Access roads shall be within 150 feet of all portions of the exterior wall of the first story of the building as measured by an approved route around the exterior of the building or facility. An approved turnaround is required if the remaining distance to an approved intersecting roadway, as measured along the fire apparatus access road, is greater than 150 feet. (OFC 503.1.1)	OFC 503.1.1
3	Y	N/A	Dead end fire apparatus access roads in excess of 150 feet in length shall be provided with an approved turnaround. Diagrams can be found in the corresponding guide located at: http://www.tvfr.com/DocumentCenter/View/1296 .	OFC 503.2.5 & D103.1
4	Y	N/A	Buildings exceeding 30 feet in height or three stories in height shall have at least two separate means of fire apparatus access.	D104.1
5	Y	N/A	Buildings or facilities having a gross building area of more than 62,000 square feet shall have at least two approved separate means of fire apparatus access. Exception: Projects having a gross building area of up to 124,000 square feet that have a single approved fire apparatus access road when all buildings are equipped throughout with approved automatic sprinkler systems.	OFC D104.2
6	Y	N/A	Multifamily projects having more than 100 dwelling units shall be provided with two separate and approved fire apparatus access roads. Exception: Projects having up to 200 dwelling units may have a single approved fire apparatus access road when all buildings, including nonresidential occupancies, are equipped throughout with an approved automatic sprinkler system in accordance with section 903.3.1.1, 903.3.1.2. Projects having more than 200 dwelling units shall be provided with two separate and approved fire apparatus roads regardless of whether they are equipped with an approved automatic sprinkler system.	OFC D106
7	Y	N/A	Buildings with a vertical distance between the grade plane and the highest roof surface that exceeds 30 feet in height shall be provided with a fire apparatus access road constructed for use by aerial apparatus with an unobstructed driving surface width of not less than 26 feet. For the purposes of this section, the highest roof surface shall be determined by	OFC D105.1, D105.2

ITEM #	PROVIDED		REQUIREMENT	CODE REF
			measurement to the eave of a pitched roof, the intersection of the roof to the exterior wall, or the top of the parapet walls, whichever is greater. Any portion of the building may be used for this measurement, provided that it is accessible to firefighters and is capable of supporting ground ladder placement.	
8	Y	N/A	Developments of one- or two-family dwellings, where the number of dwelling units exceeds 30, shall be provided with separate and approved fire apparatus access roads and shall meet the requirements of Section D104.3. Exception: Where there are more than 30 dwelling units on a single public or private fire apparatus access road and all dwelling units are equipped throughout with an approved automatic sprinkler system in accordance with section 903.3.1.1, 903.3.1.2, or 903.3.1.3 of the International Fire Code, access from two directions shall not be required.	OFC D107
9	Y	N/A	At least one of the required aerial access routes shall be located within a minimum of 15 feet and a maximum of 30 feet from the building, and shall be positioned parallel to one entire side of the building. The side of the building on which the aerial access road is positioned shall be approved by the Fire Marshal. Overhead utility and power lines shall not be located over the aerial access road or between the aerial access road and the building.	OFC D105.3, D105.4
10	Y	N/A	Where two access roads are required, they shall be placed a distance apart equal to not less than one half of the length of the maximum overall diagonal dimension of the area to be served (as identified by the Fire Marshal), measured in a straight line between accesses.	OFC D104.3
11	Y	N/A	Fire apparatus access roads shall have an unobstructed driving surface width of not less than 20 feet (26 feet adjacent to fire hydrants and an unobstructed vertical clearance of not less than 13 feet 6 inches).	OFC 503.2.1 & D103.1
12	Y	N/A	The fire district will approve access roads of 12 feet for up to three dwelling units (Group R-3) and accessory (Group U) buildings.	OFC 503.1.1
13	Y	N/A	Where access roads are less than 20 feet and exceed 400 feet in length, turnouts 10 feet wide and 30 feet long may be required and will be determined on a case by case basis.	OFC 503.2.2
14	Y	N/A	Where fire apparatus roadways are not of sufficient width to accommodate parked vehicles and 20 feet of unobstructed driving surface, "No Parking" signs shall be installed on one or both sides of the roadway and in turnarounds as needed. Signs shall read "NO PARKING - FIRE LANE" and shall be installed with a clear space above grade level of 7 feet. Signs shall be 12 inches wide by 18 inches high and shall have red letters on a white reflective background.	OFC D103.6
15	Y	N/A	Where required, fire apparatus access roadway curbs shall be painted red (or as approved) and marked "NO PARKING FIRE LANE" at 25-foot intervals. Lettering shall have a stroke of not less than one inch wide by six inches high. Lettering shall be white on red background	OFC 503.3
16	Y	N/A	Where a fire hydrant is located on a fire apparatus access road, the minimum road width shall be 26 feet and shall extend 20 feet before and after the point of the hydrant.	OFC D103.1
17	Y	N/A	Where access roads are less than 20 feet and exceed 400 feet in length, turnouts 10 feet wide and 30 feet long may be required and will be determined on a case by case basis.	OFC 503.2.2
18	Y	N/A	Fire apparatus access roads shall be of an all-weather surface that is easily distinguishable from the surrounding area and is capable of supporting not less than 12,500 pounds point load (wheel load) and 75,000 pounds live load (gross vehicle weight). Documentation from a registered engineer that the final construction is in accordance with approved plans or the requirements of the Fire Code may be requested.	OFC 503.2.3
19	Y	N/A	The inside turning radius and outside turning radius shall not be less than 28 feet and 48 feet respectively, measured from the same center point.	OFC 503.2.4 & D103.3
20	Y	N/A	Fire apparatus access roadway grades shall not exceed 15%. Alternate methods and materials may be available at the discretion of the Fire Marshal (for grade exceeding 15%).	OFC D103.2
21	Y	N/A	Approved forest dwellings (in which the structure meets all County forest dwelling fire siting, fire retardant roof, and spark arrestor requirements) are allowed up to 20% maximum grade. Access roads greater than 20% shall be considered on a case-by-case basis. Forest dwelling access roads shall be an all-weather surface capable of supporting imposed loads of not less than 37,000 pounds gross vehicle weight and be no less than 12 feet minimum width. All other access requirements, including turnarounds shall be determined upon a heavy brush unit response capability to the individual property.	OFC 503.1.1 & D102.1.1

ITEM #	PROVIDED		REQUIREMENT	CODE REF
	Y	N/A		
22	Y	N/A	Turnarounds shall be as flat as possible and have a maximum of 5% grade with the exception of crowning for water run-off.	OFC 503.2.7 & D103.2
23	Y	N/A	Intersections shall be level (maximum 5%) with the exception of crowning for water run-off.	OFC 503.2.7 & D103.2
24	Y	N/A	Portions of aerial apparatus roads that will be used for aerial operations shall be as flat as possible. Front to rear and side to side maximum slope shall not exceed 10%.	OFC D103.2
25	Y	N/A	Gates securing fire apparatus roads shall comply with all of the following: <ol style="list-style-type: none"> 1. Minimum unobstructed width shall be not less than 20 feet (or the required roadway surface width). 2. Gates shall be set back at minimum of 30 feet from the intersecting roadway or as approved. 3. Electric gates shall be equipped with a means for operation by fire department personnel. 4. Electric automatic gates shall comply with ASTM F 2200 and UL 325. 	OFC D103.5, & 503.6
26	Y	N/A	Private bridges shall be designed and constructed in accordance with the State of Oregon Department of Transportation and American Association of State Highway and Transportation Officials Standards <i>Standard Specification for Highway Bridges</i> . Vehicle load limits shall be posted at both entrances to bridges when required by the Fire Marshal.	OFC 503.2.6
27	Y	N/A	Applicants shall provide documentation of a fire hydrant flow test or flow test modeling of water availability from the local water purveyor if the project includes a new structure or increase in the floor area of an existing structure. Tests shall be conducted from a fire hydrant within 400 feet for commercial projects, or 600 feet for residential development. Flow tests will be accepted if they were performed within 5 years as long as no adverse modifications have been made to the supply system. Water availability information may not be required to be submitted for every project.	OFC Appendix B
28	Y	N/A	Where a portion of a commercial building is more than 400 feet from a hydrant on a fire apparatus access road, as measured in an approved route around the exterior of the building, on-site fire hydrants and mains shall be provided.	OFC 507.5.1
29	Y	N/A	Where the most remote portion of a residential structure is more than 600 feet from a hydrant on a fire apparatus access road, as measured in an approved route around the exterior of the structure(s), on-site fire hydrants and mains shall be provided.	OFC 507.5.1
30	Y	N/A	Rural one-and-two-family dwellings, where there is no fixed and reliable water supply and there is approved access, shall not be required to provide a firefighting water supply.	OFC B103
31	Y	N/A	Detached U occupancies, in rural areas, that are in excess of 3,600 square feet are not required to have a water supply when they have approved fire department access.	OFC D102
32	Y	N/A	Fire hydrants shall be located not more than 15 feet from an approved fire apparatus access roadway unless approved by the Fire Marshal.	OFC C102.1
33	Y	N/A	Where fire hydrants are subject to impact by a motor vehicle, guard posts, bollards or other approved means of protection shall be provided.	OFC 507.5.6 & OFC 312
34	Y	N/A	FDCs shall be located within 100 feet of a fire hydrant (or as approved). Hydrants and FDC's shall be located on the same side of the fire apparatus access roadway or drive aisle, fully visible, and recognizable from the street or nearest point of the fire department vehicle access or as otherwise approved.	OFC 912.2.1 & NFPA 13

ITEM #	PROVIDED		REQUIREMENT	CODE REF
35	Y	N/A	<p>In new buildings where the design reduces the level of radio coverage for public safety communications systems below minimum performance levels, a distributed antenna system, signal booster, or other method approved by TVF&R and Washington County Consolidated Communications Agency shall be provided.</p> <p>http://www.tvfr.com/DocumentCenter/View/1296.</p> <ul style="list-style-type: none"> • Emergency responder radio system testing and/or system installation is required for this building. Please contact me (using my contact info below) for further information including an alternate means of compliance that is available. If the alternate method is preferred, it must be requested from TVF&R prior to issuance of building permit. • Testing shall take place after the installation of all roofing systems; exterior walls, glazing and siding/cladding; and all permanent interior walls, partitions, ceilings, and glazing. <p>MERRC Q&A MERRC Q&A MERRC Permit Application MERRC Permit Application</p>	OFC 510, Appendix F, & OSSC 915
36	Y	N/A	<p>A Knox box for building access may be required for structures and gates. See Appendix B for further information and detail on required installations. Order via www.knoxbox.com or contact TVF&R for assistance and instructions regarding installation and placement.</p>	OFC 506.1

A.R.E. MANUFACTURING EXPANSION

NEWBERG, OREGON

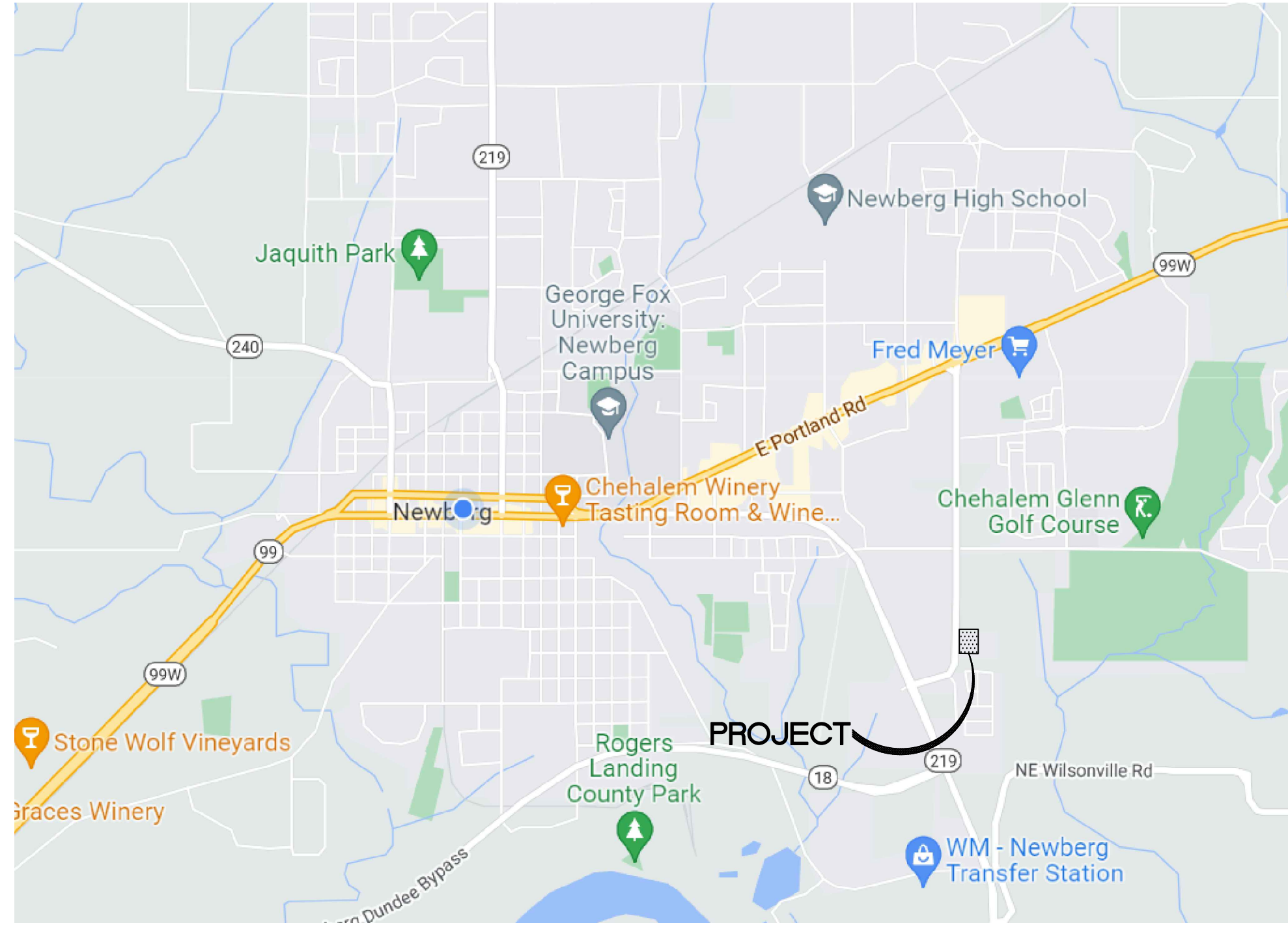


PRELIMINARY

501 E First Street
Newberg, Oregon 97132
518 S SPRINGBROOK RD
NEWBERG, OR 97132

H B H ENGINEERS CONSULTING
email: mail@hbh-engineers.com

DESIGNED BY: ARB
DRAWN BY: ARB
CHECKED BY: ARC
SUBMITTED NO.: L:\2022-008\4-Design\DWG\GT COVER & FRONT MATTER.dwg
FILE: 1ST ENGR



VICINITY MAP



CIVIL ENGINEER

HBH CONSULTING ENGINEERS, INC.
501 E FIRST STREET
NEWBERG, OREGON 97132
CONTACT: ANDREY CHERNISHOV, PE
PH: (503) 554-9553
FAX: (503) 537-9554
EMAIL: ACHERNISHOV@HBH-CONSULTING.COM

OWNER/DEVELOPER

ALVIN ELBERT
A.R.E. MANUFACTURING, INC.
518 S SPRINGBROOK RD
NEWBERG, OR 97132

PROJECT INFORMATION

518 S. SPRINGBROOK RD
NEWBERG, OR 97132

TAX LOT INFORMATION

THIS PROJECT IN SECTION 21 OF T. 3 S., R.2 W., W.M. CITY OF NEWBERG, YAMHILL COUNTY, OREGON (TAX LOT 3800 & 3801)

LOCATE

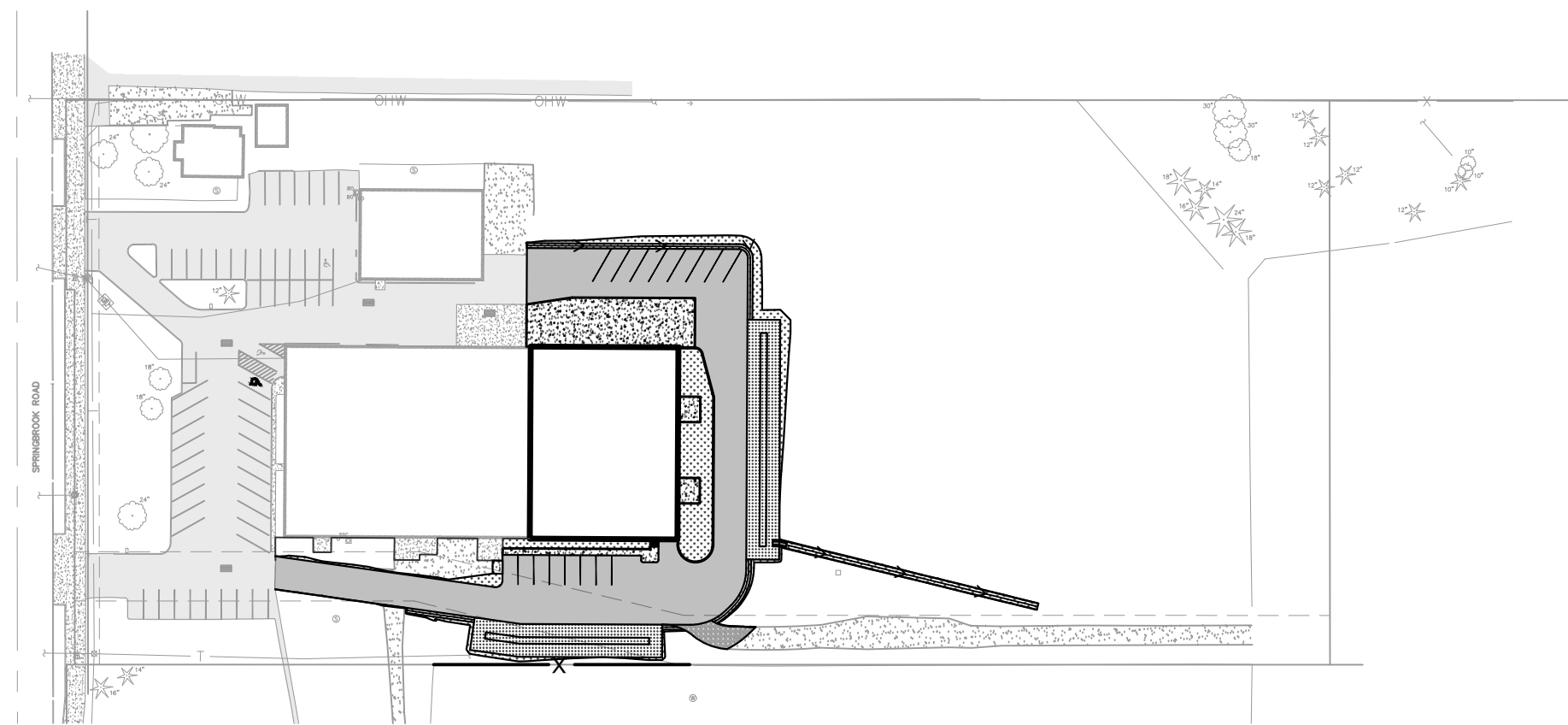
(48 HOUR NOTICE PRIOR TO EXCAVATION) OREGON LAW REQUIRES YOU TO FOLLOW THE RULES ADOPTED BY THE OREGON UTILITY NOTIFICATION CENTER. THOSE RULES ARE SET FORTH IN OAR 952-001-0010 THROUGH 952-001-0090 & ORS 757.542 THROUGH 757.562 AND ORS 757.993. YOU MAY OBTAIN COPIES OF THE RULES FROM THE CENTER BY CALLING (503) 242-1987. ONE CALL SYSTEM NUMBER 1-800-332-2344.

PROPOSED LEGEND

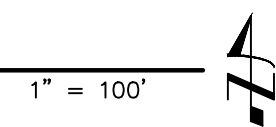
PROPOSED MINOR CONTOUR	—— 221' ——
PROPOSED MAJOR CONTOUR	—— 220' ——
LIMITS OF GRADING	-----
GRADING BREAK LINE	- - - - -
ASPHALT	[Pattern]
CONCRETE	[Pattern]
LANDSCAPING	[Pattern]
RIP RAP/GRAVEL ROADWAY	[Pattern]
STORM WATER PLANTINGS	[Pattern]

SHEET INDEX TABLE

#	TITLE
C1	COVER
C2	EXISTING CONDITIONS & DEMO
C3	SITE & UTILITY PLAN
C4	GRADING PLAN OVERALL
C5	DETAILED GRADING 1
C6	DETAILED GRADING 2
C7	DETAILED GRADING 3
C8	DETAILS 1
C9	CATCHMENTS



SITE PLAN



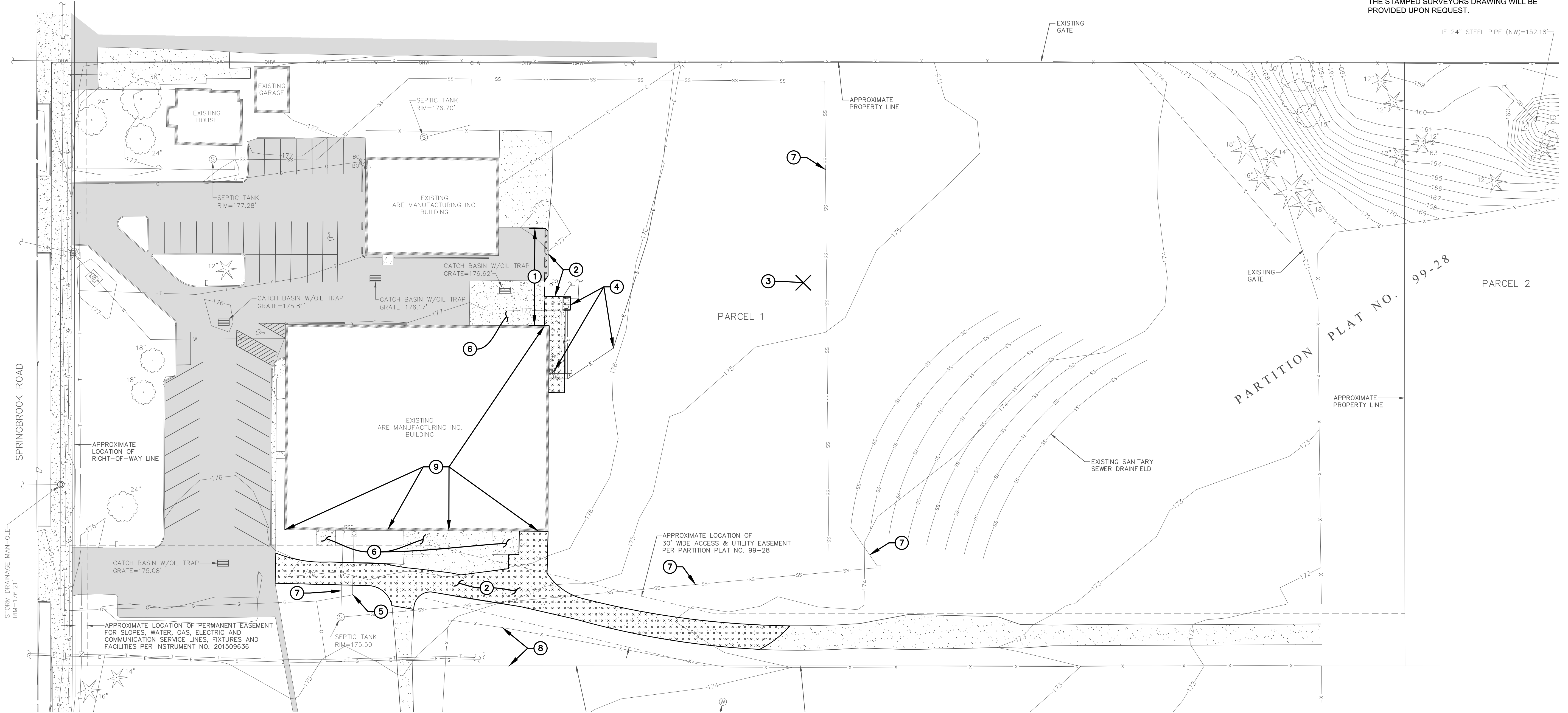
REV.	DATE	DESCRIPTION

IF THIS LINE IS NOT 1 INCH SCALE IS NOT AS SHOWN

ALVIN ELBERT
518 S SPRINGBROOK ROAD
A.R.E. MANUFACTURING EXPANSION
NE AARON DRIVE + NE DUNN PLACE
COVER

THIS IS NOT THE STAMPED SURVEYOR'S DRAWING.
THE STAMPED SURVEYORS DRAWING WILL BE
PROVIDED UPON REQUEST.

SEE
SURVEYOR'S
STAMPED
DRAWING



EXISTING CONDITIONS + DEMO
1" = 30'

⊗ EXISTING CONDITIONS + DEMO KEY NOTES

1. SAWCUT EXISTING CONCRETE AND ASPHALT
2. REMOVE EXISTING GRAVEL, ASPHALT AND CONCRETE. HAUL OFFSITE.
3. REMOVE EXISTING TREE AND HAUL OFFSITE
4. RELOCATE AND RECONNECT ELECTRICAL UTILITIES PER ELECTRICAL PLANS BY OTHERS
5. PRESERVE AND PROTECT EXISTING GAS SERVICE DURING CONSTRUCTION
6. PRESERVE AND PROTECT EXISTING CONCRETE PADS DURING CONSTRUCTION
7. PRESERVE AND PROTECT EXISTING SANITARY SERVICE DURING CONSTRUCTION
8. RELOCATE EXISTING FENCE TO PROPERTY LINE
9. PRESERVE AND PROTECT EXISTING DOWNSPOUTS DURING CONSTRUCTION

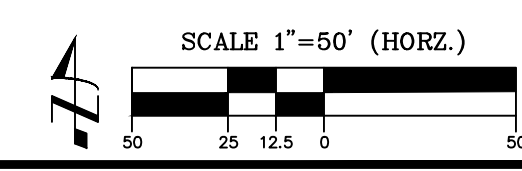
REV.	DATE	DESCRIPTION

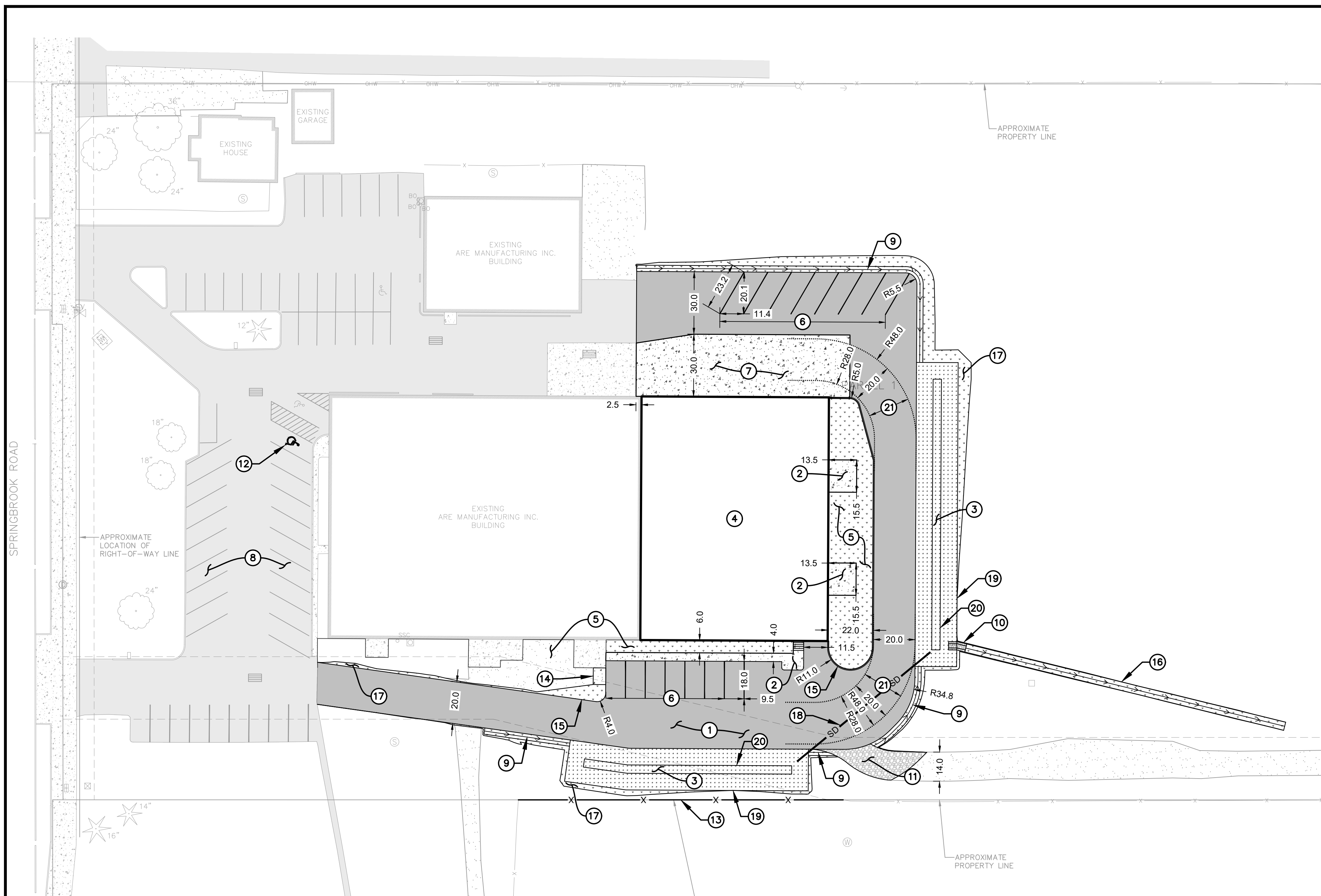
0' 1'
IF THIS LINE IS NOT 1 INCH
SCALE IS NOT AS SHOWN

ALVIN ELBERT
518 S. SPRINGBROOK ROAD
**A.R.E. MANUFACTURING EXPANSION
NE AARON DRIVE + NE DUNN PLACE**
EXISTING CONDITIONS + DEMO

501 E First Street
Newberg, Oregon 97132
CONSULTING 503/554-9553 ■ fax 503/537-9554
ENGINEERS email: mail@hbh-engineers.com

Designed By: ARB Drawn By: ARB Checked By: ARB Submittal No: 1ST ENGR
File: L:\2022-008\Design\DWG\1_1 EX & DEMO.dwg

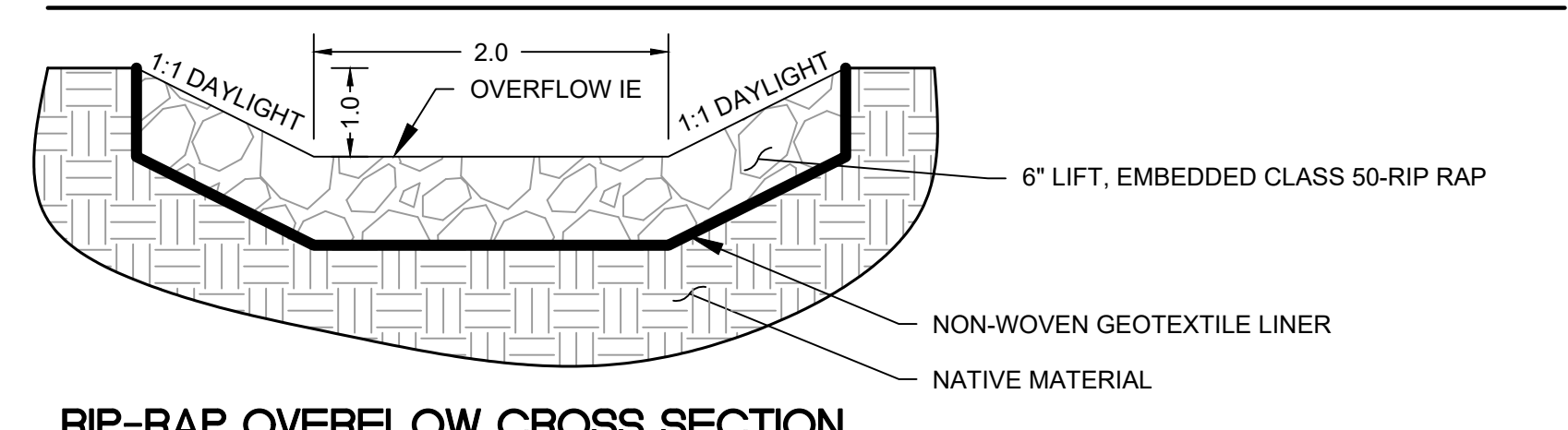
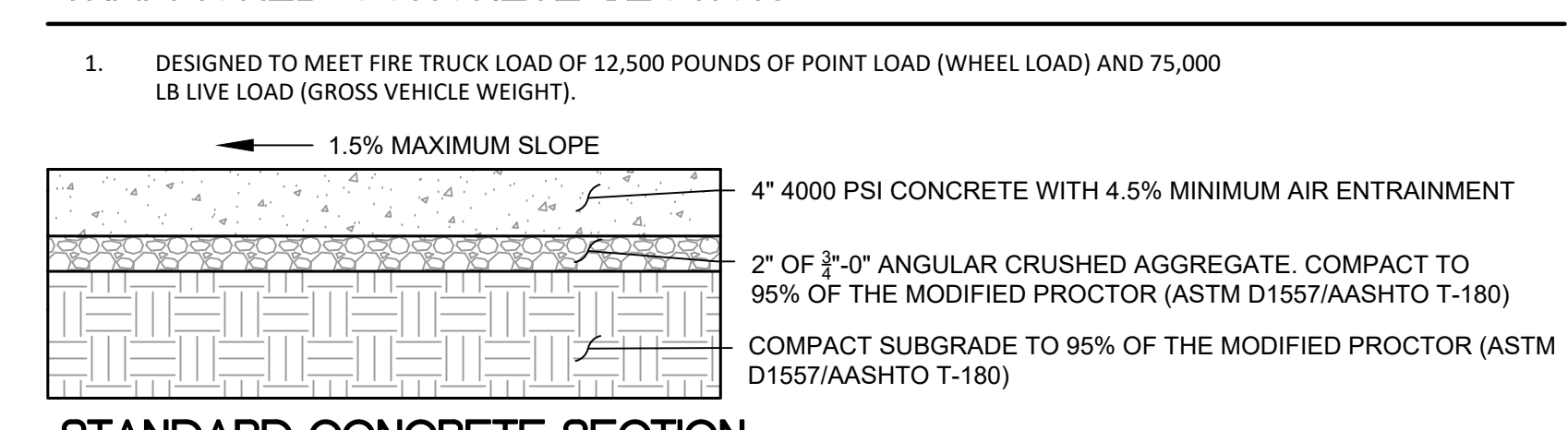
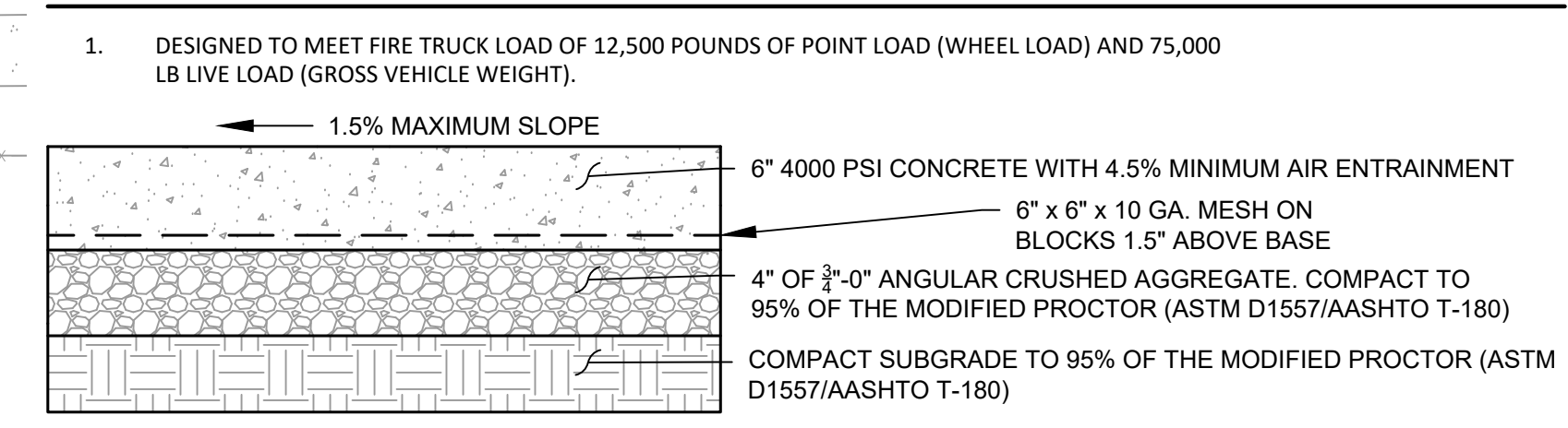
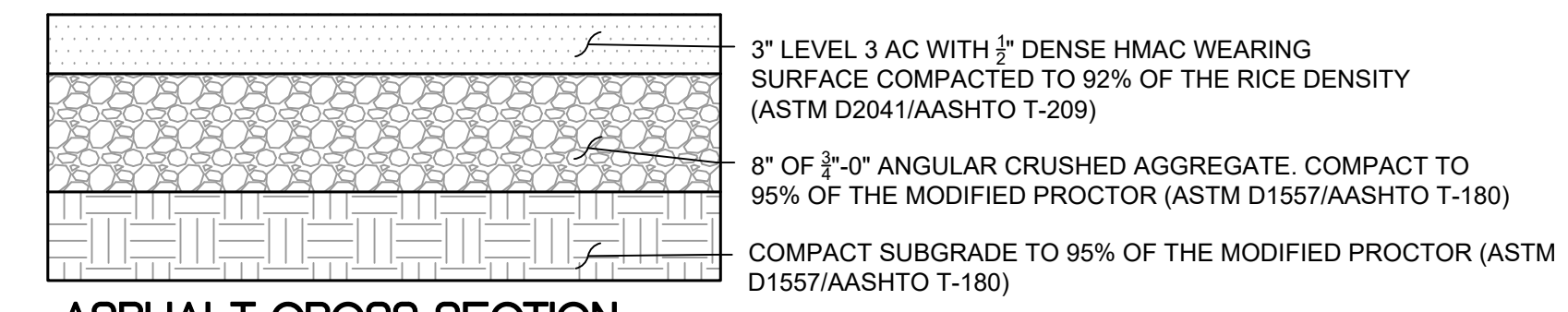




SITE PLAN
1" = 30'

XXX SITE + UTILITY PLAN KEY NOTES

1. INSTALL ASPHALT PER ASPHALT CROSS SECTION DETAIL LOCATED ON THIS SHEET
2. INSTALL CONCRETE PER STANDARD CONCRETE CROSS SECTION DETAIL LOCATED ON THIS SHEET. SEE SHEETS C5 THROUGH C7 FOR DETAILED GRADING
3. INSTALL 2' DEEP SWALE WITH 4' WIDE BASE AND 4:1 MOW-ABLE SIDE SLOPES PER CITY OF NEWBERG DETAIL 460. SEE LANDSCAPING PLANS BY OTHERS FOR PLANTING SCHEDULE. CONTRACTOR TO BRING GRASS TO FULL FRUITATION AS CONDITION OF PROJECT COMPLETION. SEE SHEET C5 FOR GRADING.
4. PROPOSED BUILDING EXTENSION. SEE ARCHITECTURAL AND STRUCTURAL PLANS BY OTHERS.
5. SEE LANDSCAPING PLANS BY OTHERS
6. 14 TOTAL NEW PARKING STALLS. STRIPE WITH 4" WIDE YELLOW, WATER BASED ACRYLIC PAINT.
7. INSTALL CONCRETE PER TRAFFICKED CONCRETE CROSS SECTION DETAIL LOCATED ON THIS SHEET
8. 53 EXISTING PARKING STALLS TO REMAIN (TYP)
9. DRAINAGE DEPRESSION TO SWALE
10. EMBEDDED RIP-RAP OVERFLOW CHANNEL FOR SWALE PER RIP-RAP CROSS SECTION DETAIL ON THIS SHEET AND CITY OF NEWBERG DETAIL 422. CHANNEL SERVES AS SPILLWAY FOR 50- AND 100-YEAR EVENTS.
11. ADJUST GRAVEL DRIVEWAY TO TRANSITION INTO NEW PARKING LOT
12. STRIPE NEW ADA STALL PER OREGON TRANSPORTATION COMMISSION STANDARDS FOR ACCESSIBLE PARKING PLACES FIGURE 6
13. RELOCATED EXISTING FENCE
14. INSTALL 8.0' x 6.0' CONCRETE PAD PER STANDARD CONCRETE SECTION DETAIL ON THIS SHEET. INSTALL SIX STALL BICYCLE RACK ON CONCRETE PAD. SEE SHEET C5 FOR DETAILED GRADING.
15. CONSTRUCT CURB AROUND EASTERN AND SOUTHERN LANDSCAPE ISLAND PER MODIFIED CITY OF NEWBERG DETAIL 502 ON SHEET C9
16. GRASSED DITCH TO FIELD. DITCH DIMENSIONS TO MATCH RIP RAP OVERFLOW CROSS SECTION DETAILED ON THIS SHEET.
17. DAYLIGHT AT 4:1 OUTSIDE OF DITCHES, DEPRESSIONS AND SWALES TO EXISTING GRADE (TYP)
18. INSTALL 83 LF 8" CLASS 52 DUCTILE IRON SWALE CONNECTOR PIPE. IE = 172.21, S=0.00%. PIPE SECTION IS PARTIALLY LOCATED IN 3/4"-0" GRAVEL FOR ASPHALT SECTION. CONTRACTOR TO PROTECT AND PRESERVE PIPE AFTER INSTALLATION FROM VEHICLE TRAFFIC DURING CONSTRUCTION UNTIL SUCH A POINT THAT THE PIPE HAS BEEN PAVED OVER.
19. TOP OF SWALE
20. BOTTOM OF SWALE
21. FIRE TRUCK TURNING PATH



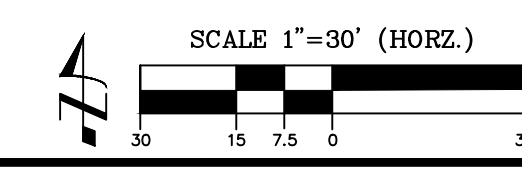
H B H
ENGINEERS
501 E First Street
Newberg, Oregon 97132
CONSULTING 503/594-9553 fax 503/537-9554
email: mail@hbh-engineers.com

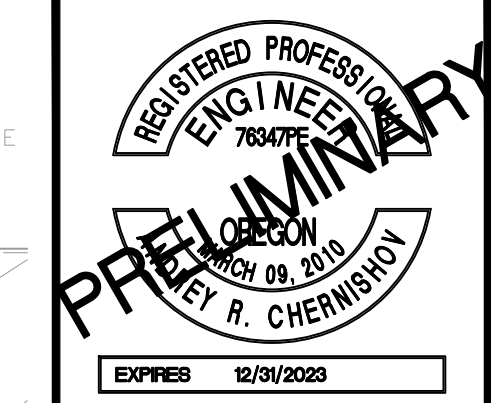
Designed By: ARB | Drawn By: ARB | Checked By: ARC | Submittal No.: L:\2022-0084-Design\DWG\2 SITE PLAN.dwg
1ST ENGR

REV.	DATE	DESCRIPTION

IF THIS LINE IS NOT 1/8" INCH SCALE IS NOT AS SHOWN

ALVIN ELBERT
518 S SPRINGBROOK ROAD
A.R.E. MANUFACTURING EXPANSION
NE AARON DRIVE + NE DUNN PLACE
SITE + UTILITY PLAN





H B H
ENGINEERS
 501 E First Street
 Newberg, Oregon 97132
 CONSULTING 503/554-9553 fax 503/537-9554
 email: mail@hbh-engineers.com

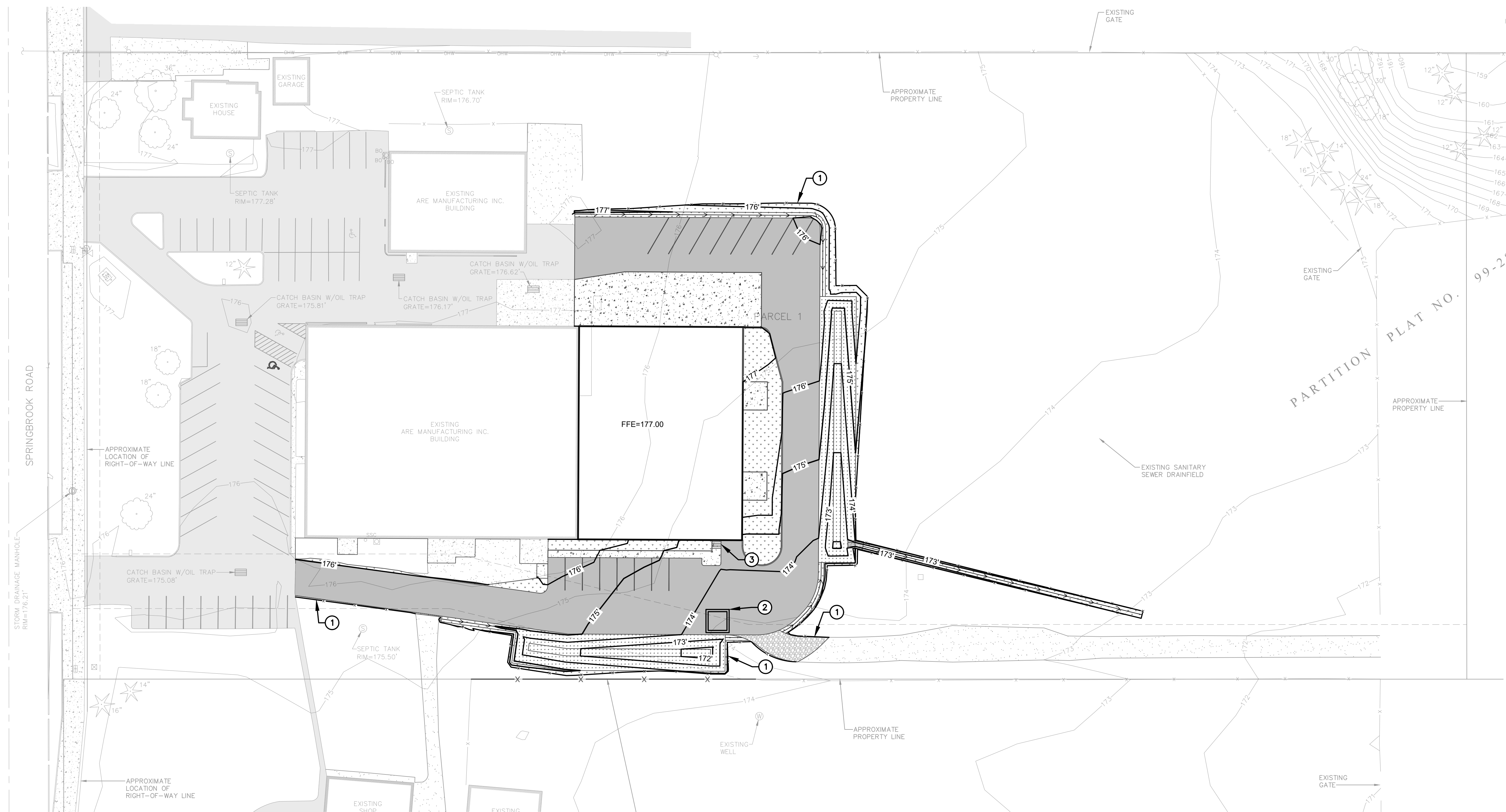
Designed By: ARB | Drawn By: ARB | Checked By: ARC | Submitted No.: 1ST ENGR
 File: L:\2022-00814-Design\DWG\4 GRADING PLAN.dwg

REV.	DATE	DESCRIPTION	BY

IF THIS LINE IS NOT 1/8" INCH SCALE IS NOT AS SHOWN

ALVIN ELBERT
 518 S SPRINGBROOK ROAD
A.R.E. MANUFACTURING EXPANSION
NE AARON DRIVE + NE DUNN PLACE
GRADING PLAN OVERALL

Date: Sheet No. **G4**
6/20/2023
2022-008
 4 of 9

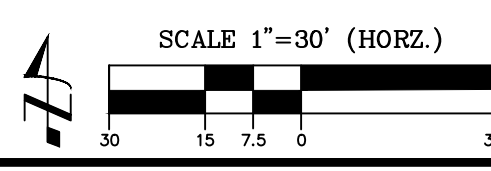


GRADING PLAN OVERALL

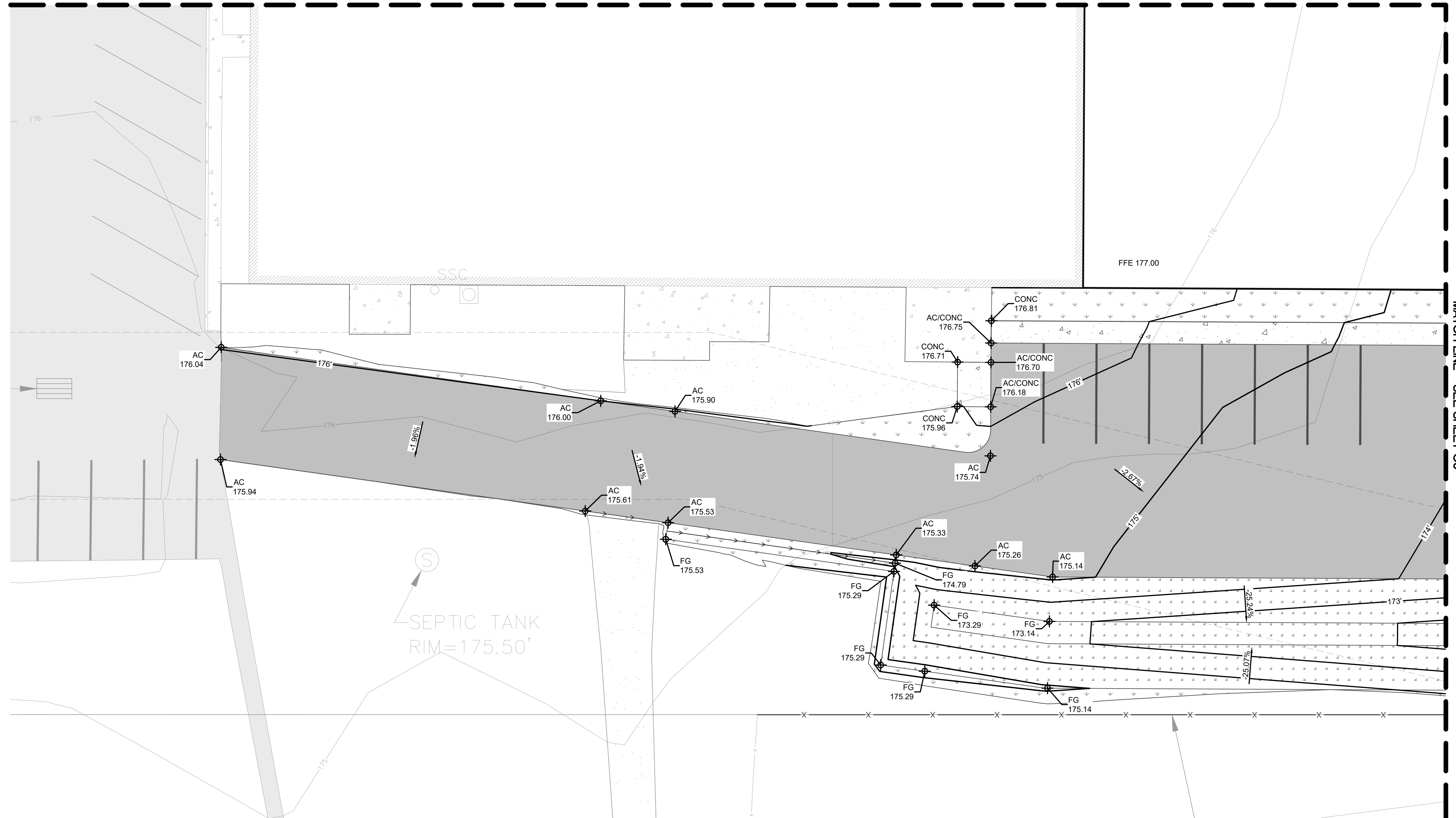
1" = 30'

⊗ GRADING PLAN OVERALL KEY NOTES

1. INSTALL SEDIMENT FENCE PER CITY OF NEWBERG DETAIL 602
2. INSTALL CONCRETE WASHOUT PER CITY OF NEWBERG DETAIL 607
3. INSTALL CONCRETE STAIRCASE BETWEEN SIDEWALK AND BUILDING FFE. CONTRACTOR TO FIELD GRADE STAIRCASE. STAIR CASE TO MEET BUILDING CODE.



MATCH LINE - SEE SHEET C7




DETAILED GRADING 1

1" = 10'

DETAILED GRADING 1 LEGEND

- AC ASPHALT FINISHED GRADE
- CONC CONCRETE FINISHED GRADE
- CCUT CURB CUT DEPRESSION GRADE
- FG FINISHED GRADE
- GUT GUTTER GRADE. TO BE USED TO ESTABLISHED PAVEMENT GRADES. ACTUAL FINISHED GRADE OF CATCH BASIN RIMS OR CURB CUT DEPRESSIONS MAY VARY FROM THIS ELEVATION
- TFC TOP FACE OF CURB
- TBC TOP BACK OF CURB (TYPICALLY THE SAME AS TOP FACE OF CURB).

NOTE: TFC AND TBC ARE ASSUMED TO BE +0.5 FEET FROM AC OR GUT ELEVATIONS UNLESS OTHERWISE STATED

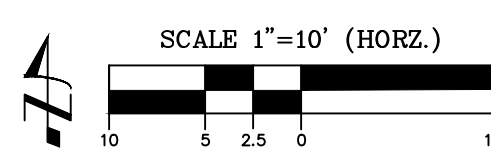


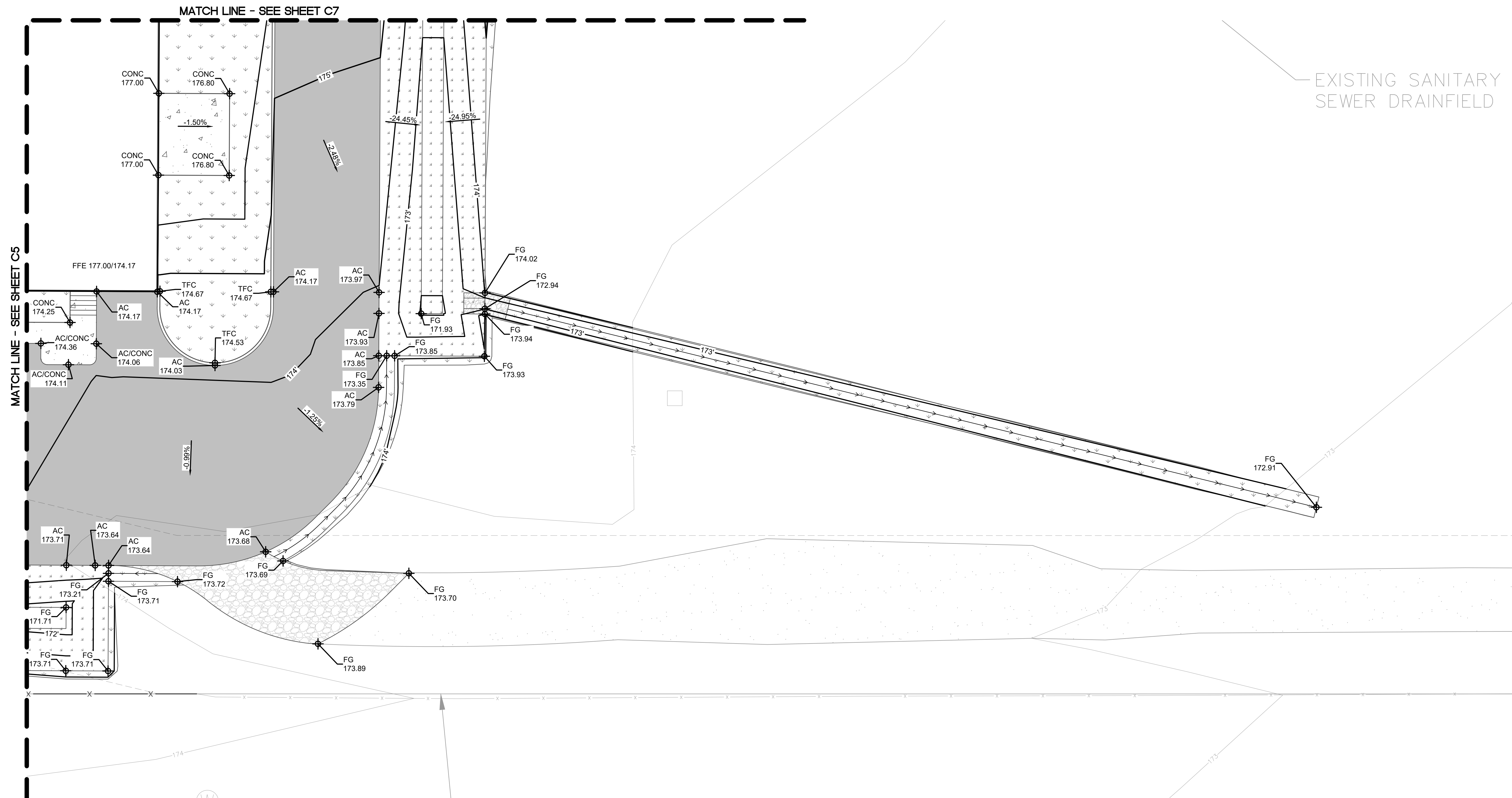
H B H
ENGINEERS
 CONSULTING
 501 E First Street
 Newberg, Oregon 97132
 503/554-9553 fax 503/537-9554
 email: mail@hbh-engineers.com

REV.	DATE	DESCRIPTION	BY

IF THIS LINE IS NOT 1 INCH SCALE IS NOT AS SHOWN

ALVIN ELBERT
 518 S SPRINGBROOK ROAD
A.R.E. MANUFACTURING EXPANSION
NE AARON DRIVE + NE DUNN PLACE
DETAILED GRADING 1






EXISTING SANITARY
SEWER DRAINFIELD

DETAILED GRADING 2
1" = 10'

DETAILED GRADING 2 LEGEND

- AC ASPHALT FINISHED GRADE
- CONC CONCRETE FINISHED GRADE
- CCUT CURB CUT DEPRESSION GRADE
- FG FINISHED GRADE
- GUT GUTTER GRADE. TO BE USED TO ESTABLISHED PAVEMENT GRADES. ACTUAL FINISHED GRADE OF CATCH BASIN RIMS OR CURB CUT DEPRESSIONS MAY VARY FROM THIS ELEVATION
- TFC TOP FACE OF CURB
- TBC TOP BACK OF CURB (TYPICALLY THE SAME AS TOP FACE OF CURB).

NOTE: TFC AND TBC ARE ASSUMED TO BE +0.5 FEET FROM AC OR GUT ELEVATIONS UNLESS OTHERWISE STATED

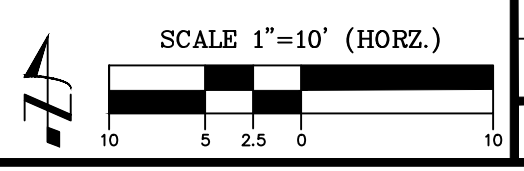



H B H
CONSULTING ENGINEERS
501 E First Street
Newberg, Oregon 97132
503/554-9553 fax 503/537-9554
email: mail@hbh-engineers.com

REV.	DATE	DESCRIPTION	BY

IF THIS LINE IS NOT 1 INCH
SCALE IS NOT AS SHOWN

ALVIN ELBERT
518 S SPRINGBROOK ROAD
A.R.E. MANUFACTURING EXPANSION
NE AARON DRIVE + NE DUNN PLACE
DETAILED GRADING 2

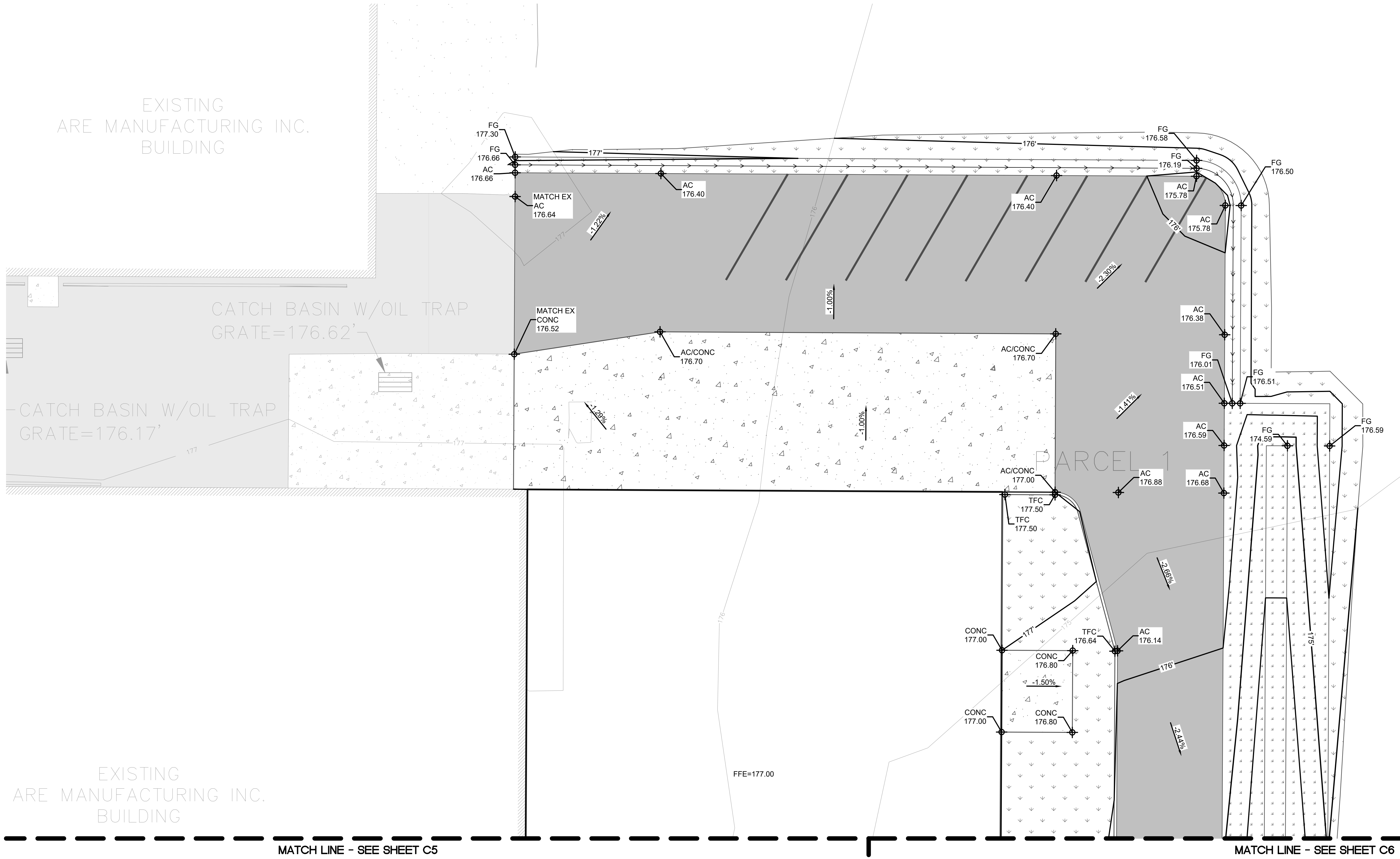




PRELIMINARY
 EPPFB 12/31/2023

H B H
 CONSULTING ENGINEERS
 501 E First Street
 Newberg, Oregon 97132
 503/554-9553 fax 503/537-9554
 email: mail@hbh-engineers.com

Designed By: ARB | Drawn By: ARB | Checked By: ARC | Submitted No.: | 1ST ENGR
 File: L:\2022-00814-Design\DWG4-Grading\PLAN.dwg



REV.	DATE	DESCRIPTION	BY

IF THIS LINE IS NOT 1 INCH SCALE IS NOT AS SHOWN

ALVIN ELBERT
 518 S SPRINGBROOK ROAD
A.R.E. MANUFACTURING EXPANSION
NE AARON DRIVE + NE DUNN PLACE
DETAILED GRADING 3

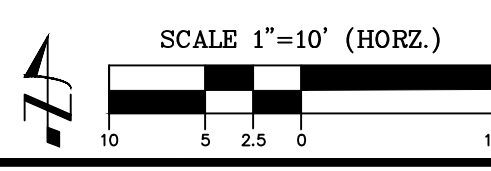
Date: Sheet No. **C7** of **9**
6/20/2023
2022-008

DETAILED GRADING 3 LEGEND

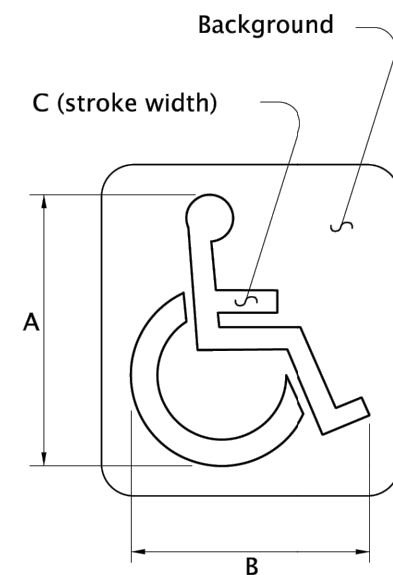
AC	ASPHALT FINISHED GRADE
CONC	CONCRETE FINISHED GRADE
CCUT	CURB CUT DEPRESSION GRADE
FG	FINISHED GRADE
GUT	GUTTER GRADE. TO BE USED TO ESTABLISHED PAVEMENT GRADES. ACTUAL FINISHED GRADE OF CATCH BASIN RIMS OR CURB CUT DEPRESSIONS MAY VARY FROM THIS ELEVATION
TFC	TOP FACE OF CURB
TBC	TOP BACK OF CURB (TYPICALLY THE SAME AS TOP FACE OF CURB).

NOTE: TFC AND TBC ARE ASSUMED TO BE +0.5 FEET FROM AC OR GUT ELEVATIONS UNLESS OTHERWISE STATED

DETAILED GRADING 3
 1" = 10'



PAVEMENT MARKING STENCIL



Pavement Marking Background: Optional: Blue, Retroreflective
Pavement Marking Stencil: White, Retroreflective

LEGEND	DIMENSIONS (INCHES)						
	A	B	C	D	E	F	G
MINIMUM	28	24	3				
STANDARD	41	36	4				

The pavement marking stencil shall be used to designate an accessible parking area reserved for vehicles with DMV permits.

Figure 6

RIPRAP:

- ROCK FOR RIPRAP SHALL BE ANGULAR IN SHAPE.
- THICKNESS OF A SINGLE ROCK SHALL NOT BE LESS THAN ONE-THIRD ITS LENGTH.

RIPRAP INSTALLATION:

- EXCAVATE BELOW FINISH GRADE TO DEPTH & DIMENSIONS SHOWN ON APPROVED PLANS.
- INSTALL WOVEN GEOTEXTILE FABRIC.
- PLACE RIP RAP TO FINISH GRADE.

● GRADE RIPRAP SHALL BE THE CLASS AND SIZE OF ROCK ACCORDING TO THE FOLLOWING:

CLASS	CLASS	CLASS	CLASS	CLASS	PERCENT (BY WEIGHT)
50	100	200	700	2000	
WEIGHT OF ROCK (LBS)					
50-30	100-60	200-140	700-500	2000-1400	20
30-15	60-25	140-80	500-200	1400-700	30
15-2	25-2	80-8	200-20	700-40	40
2-0	2-0	8-0	20-0	40-0	10

City of Newberg
PUBLIC WORKS ENGINEERING DIVISION
414 E. FIRST STREET NEWBERG, OR 97132
PHONE: 503-537-1240
FAX: 503-537-1277

REVISIONS:	
DATE:	MARCH 2014
APPROVED BY:	JAY H.
STANDARD DRAWING	422

RIPRAP

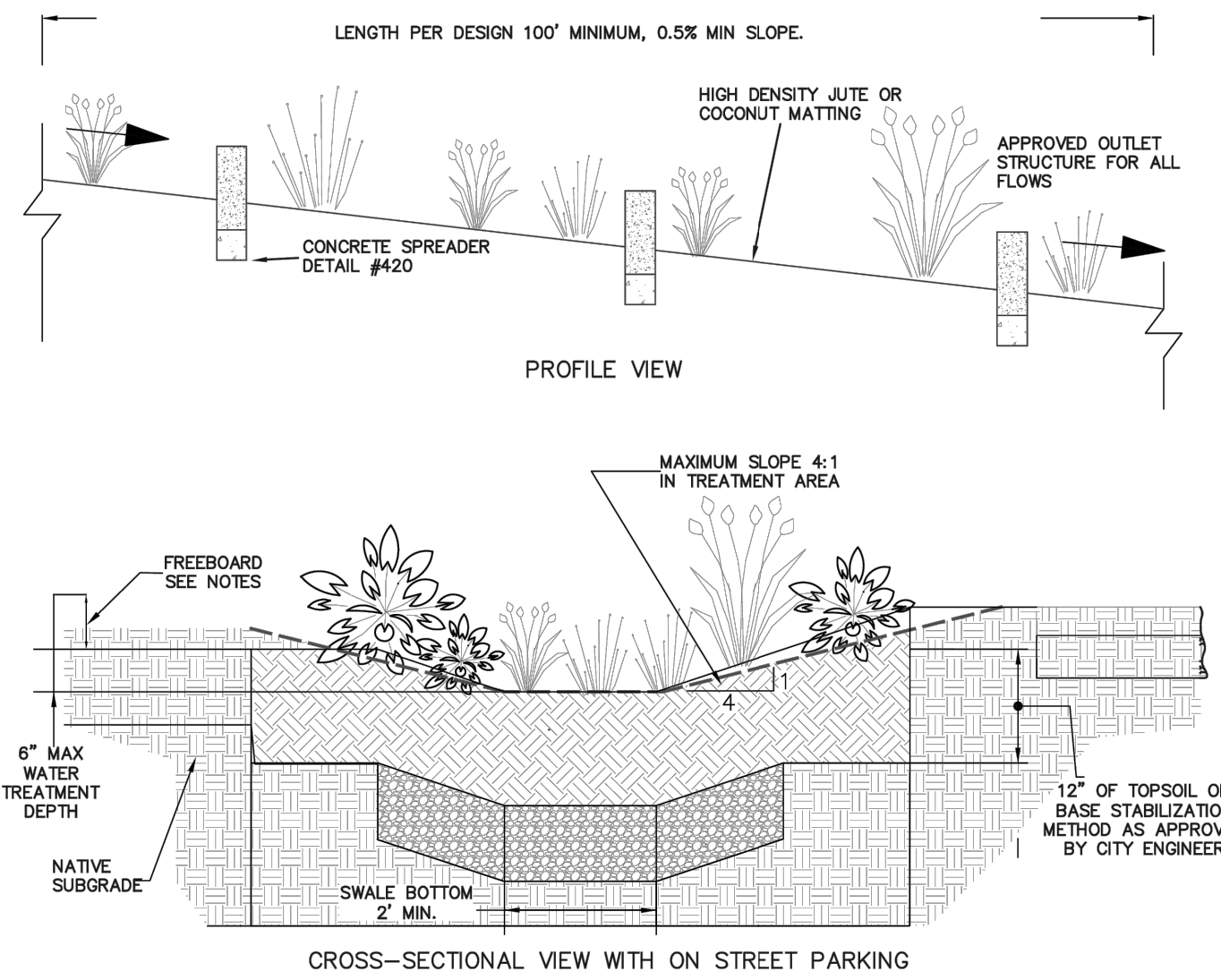
SCALE: N.T.S.
DATE: MARCH 2014
APPROVED BY: JAY H.
STANDARD DRAWING: 422

City of Newberg
PUBLIC WORKS ENGINEERING DIVISION
414 E. FIRST STREET NEWBERG, OR 97132
PHONE: 503-537-1240
FAX: 503-537-1277

REVISIONS:	
DATE:	MARCH 2014
APPROVED BY:	JAY H.
STANDARD DRAWING	460

VEGETATED SWALE

SCALE: N.T.S.
DATE: MARCH 2014
APPROVED BY: JAY H.
STANDARD DRAWING: 460

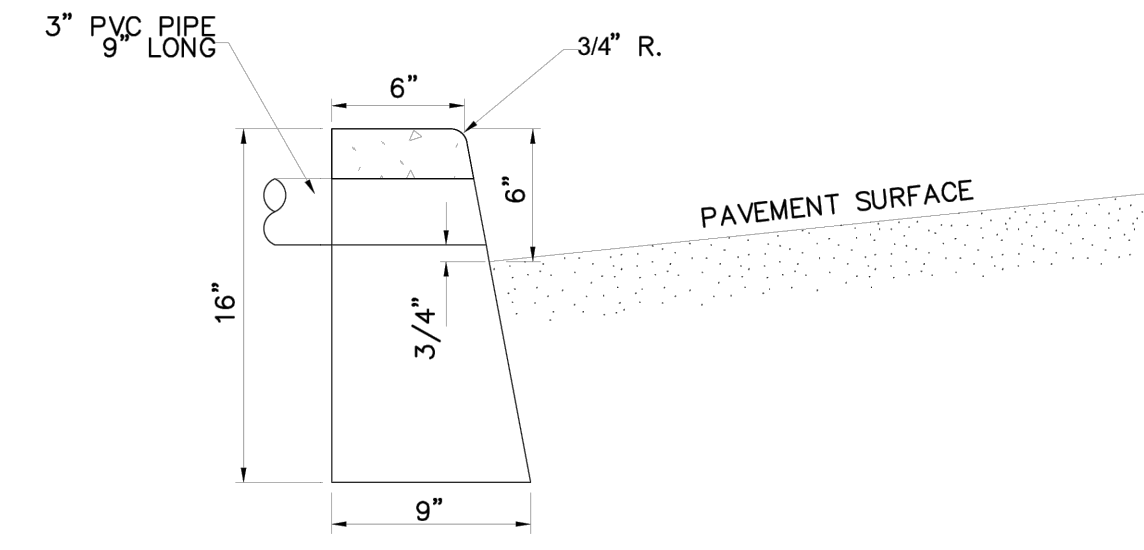


HYDRAULIC DESIGN CRITERIA:

- DESIGN FLOW: WATER QUALITY FLOW
- MIN. HYDRAULIC RESIDENCE TIME: 9 MINUTES
- MAXIMUM WATER DESIGN DEPTH: 0.5 FEET
- MINIMUM FREE BOARD: 1.0 FOOT (FOR FACILITIES NOT PROTECTED FROM HIGH FLOWS)
- MANNING "n" VALUE: 0.24
- MAXIMUM VELOCITY: 2.0 FPS BASED ON 25-YEAR FLOW

FACILITY DESIGN CRITERIA:

- UP UNTIL THE MAX WATER SURFACE, INTERIOR SIDE SLOPES, MAX SLOPE IS 4H:1V
- ABOVE MAX WATER SURFACE, INTERIOR SIDE SLOPES, MAX SLOPE IS 2H:1V
- IF INTERIOR SIDE SLOPES MUST BE MOWED SIDE SLOPE THEN THE MAX SLOPE IS 4H:1V
- EXTERIOR SIDE SLOPES MAX 2H:1V
- MINIMUM FREEBOARD 1 FOOT FROM 25 YEAR DESIGN WATER SURFACE ELEVATION
- PROVIDE AN ENERGY DISSIPATER AT THE ENTRANCE OF SWALE, WITH A MINIMUM LENGTH OF 4 FEET. IT WILL BE DESIGNED TO REDUCE VELOCITIES AND SPREAD THE FLOW ACROSS THE TREATMENT CROSS SECTION.
- THE USE OF INTERMEDIATE FLOW SPREADERS IS REQUIRED, SPACING FOR CONCRETE SPREADERS TO BE DETERMINED BY DESIGN ENGINEER.
- EXTEND RIVER ROCK, TOPSOIL, AND HIGH DENSITY JUTE OR COCONUT MATTING TO TOP OF TREATMENT AREA (OR NOW LEVEL). EXTEND TOPSOIL AND LOW DENSITY JUTE MATTING TO THE EDGE OF WATER QUALITY TRACT.
- WHERE SWALES WRAP 180-DEGREES FORMING PARALLEL CHANNELS, FREEBOARD SHALL BE PROVIDED BETWEEN EACH OF THE PARALLEL CHANNELS. A 1 FOOT WALL ABOVE GROUND SURFACE MAY ALSO BE USED. ALTERNATIVE: A SOIL BASED BERM WITH A MIN. TOP WIDTH OF 1 FOOT & MAX 2.5H:1V SIDE SLOPES MAY BE USED.
- WHERE SWALES ARE DESIGNED WITH DITCH INLETS & OUTLET STRUCTURES & DESIGN OF MAINTENANCE ACCESS TO SUCH STRUCTURES MAY BE DIFFICULT DUE TO SWALE LOCATION, SWALES MAYBE DESIGNED AS FLOW THROUGH FACILITIES WITH UNSUMPED STRUCTURES. MAINTENANCE ACCESS TO STRUCTURE END OF THE FACILITY IS REQUIRED.



NOTES:

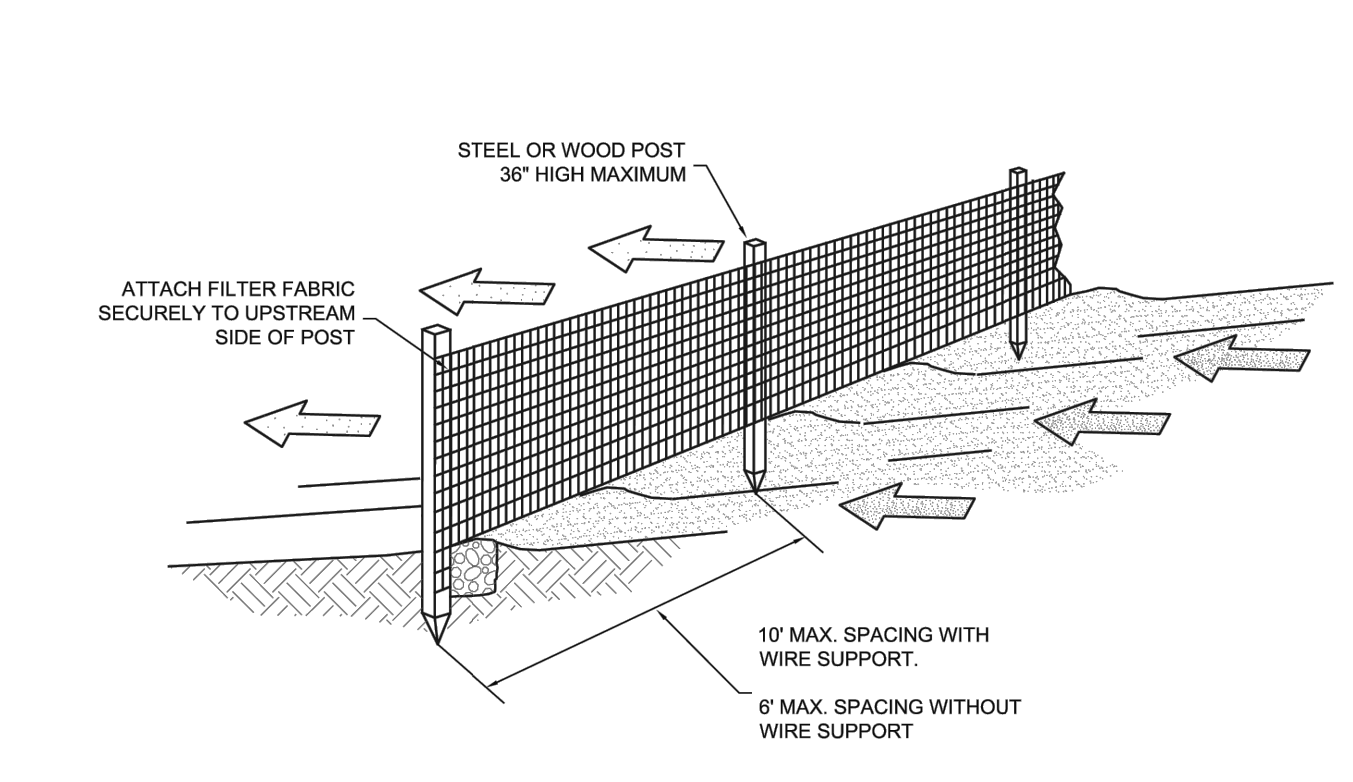
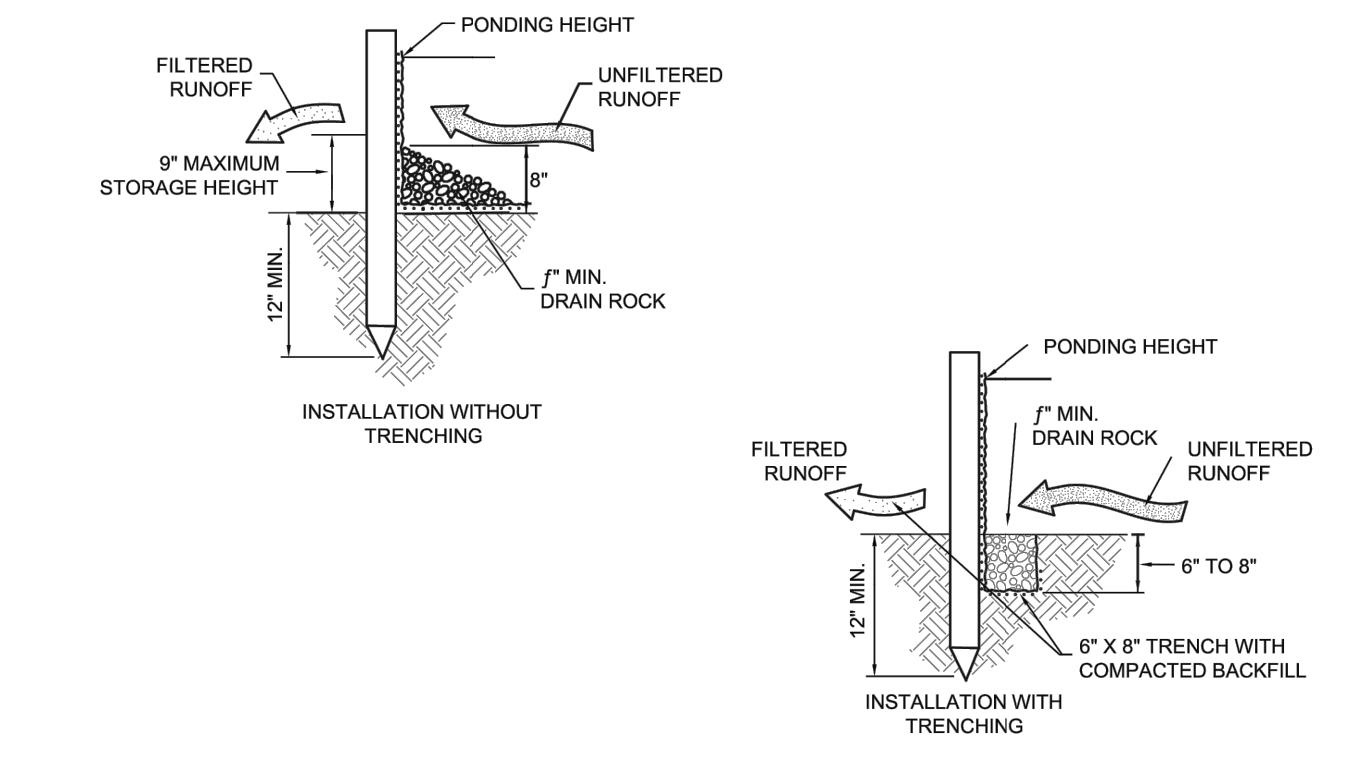
- CONCRETE SHALL HAVE STRENGTH OF 3300 P.S.I. AT 28 DAYS.
- TRANSVERSE CONTRACTION JOINTS - MAKE 1/8" x 1 1/2" DEEP CUT SPACED AT 15' INTERVALS.
- THIS TYPE OF CURB TO BE USED ONLY WHERE SPECIFIED.
- APPLY CURING COMPOUND (PETROLEUM BASE) TO FRESH CONCRETE TO RETAIN MOISTURE.
- CURB TO BE BEDDED ON A FOUR INCH LIFT OF 3/4"-0" COMPACTED TO 95% OF THE MODIFIED PROCTOR (ASTM D1557/AASHTO T-180)

MODIFIED
CURB - TYPE "C"

City of Newberg
PUBLIC WORKS ENGINEERING DIVISION
414 E. FIRST STREET NEWBERG, OR 97132
PHONE: 503-537-1240
FAX: 503-537-1277

REVISIONS:	
DATE:	05/05/2015 - ASH
APPROVED BY:	
STANDARD DRAWING	502

SCALE: N.T.S.
DATE: May 2015
APPROVED BY: K. Hoffmann
STANDARD DRAWING: 502

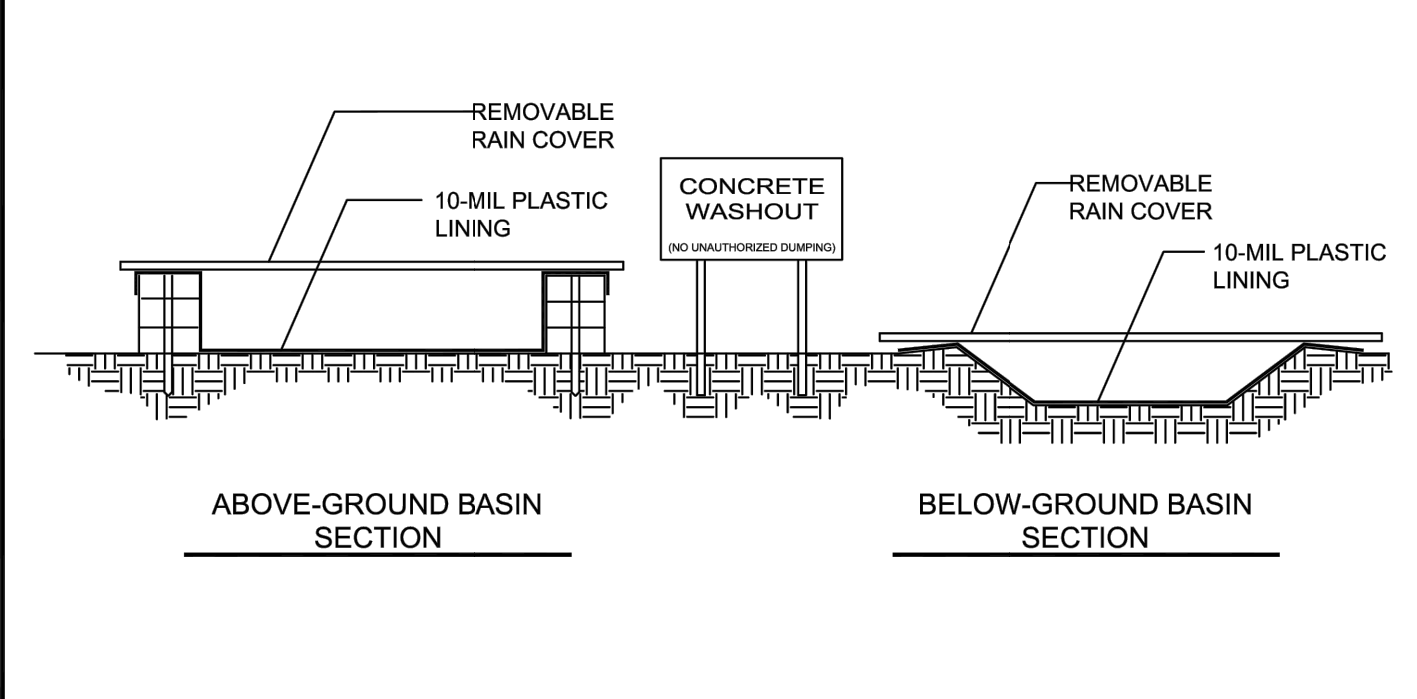
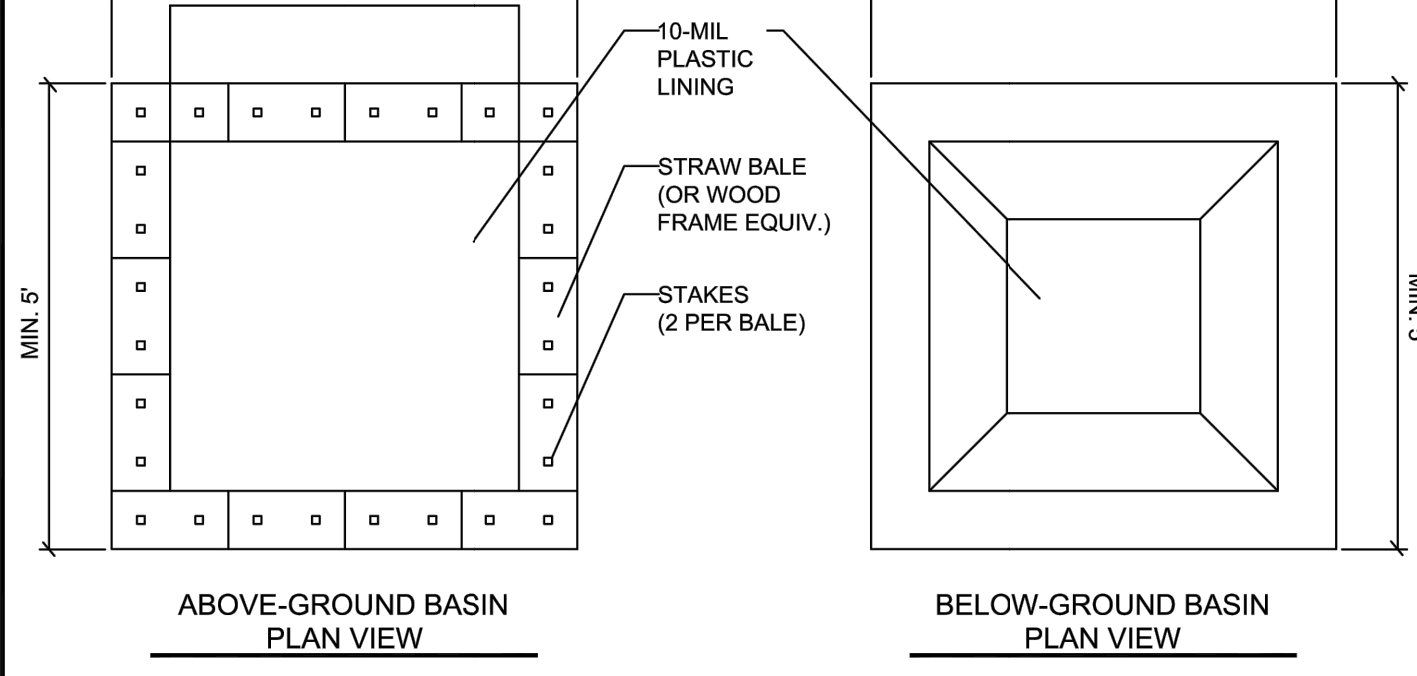


City of Newberg
PUBLIC WORKS ENGINEERING DIVISION
414 E. FIRST STREET NEWBERG, OR 97132
PHONE: 503-537-1240
FAX: 503-537-1277

REVISIONS:	
DATE:	MAY 2007
APPROVED BY:	D. DANICIC
STANDARD DRAWING	602

SILT FENCE

SCALE: N.T.S.
DATE: MAY 2007
APPROVED BY: D. DANICIC
STANDARD DRAWING: 602




- NOTES:
- ACTUAL LAYOUT DETERMINED IN THE FIELD.
 - "CONCRETE WASHOUT" SIGN TO BE LOCATED ADJACENT TO WASHOUT FACILITY.
 - REMOVABLE RAIN COVER REQUIRED DURING WET WEATHER SEASON.

City of Newberg
PUBLIC WORKS ENGINEERING DIVISION
414 E. FIRST STREET NEWBERG, OR 97132
PHONE: 503-537-1240
FAX: 503-537-1277

REVISIONS:	NA
DATE:	01/10/2014
APPROVED BY:	
STANDARD DRAWING	607

CONCRETE WASTE MANAGEMENT

SCALE: N.T.S.
DATE: 01/10/2014
APPROVED BY:
STANDARD DRAWING: 607

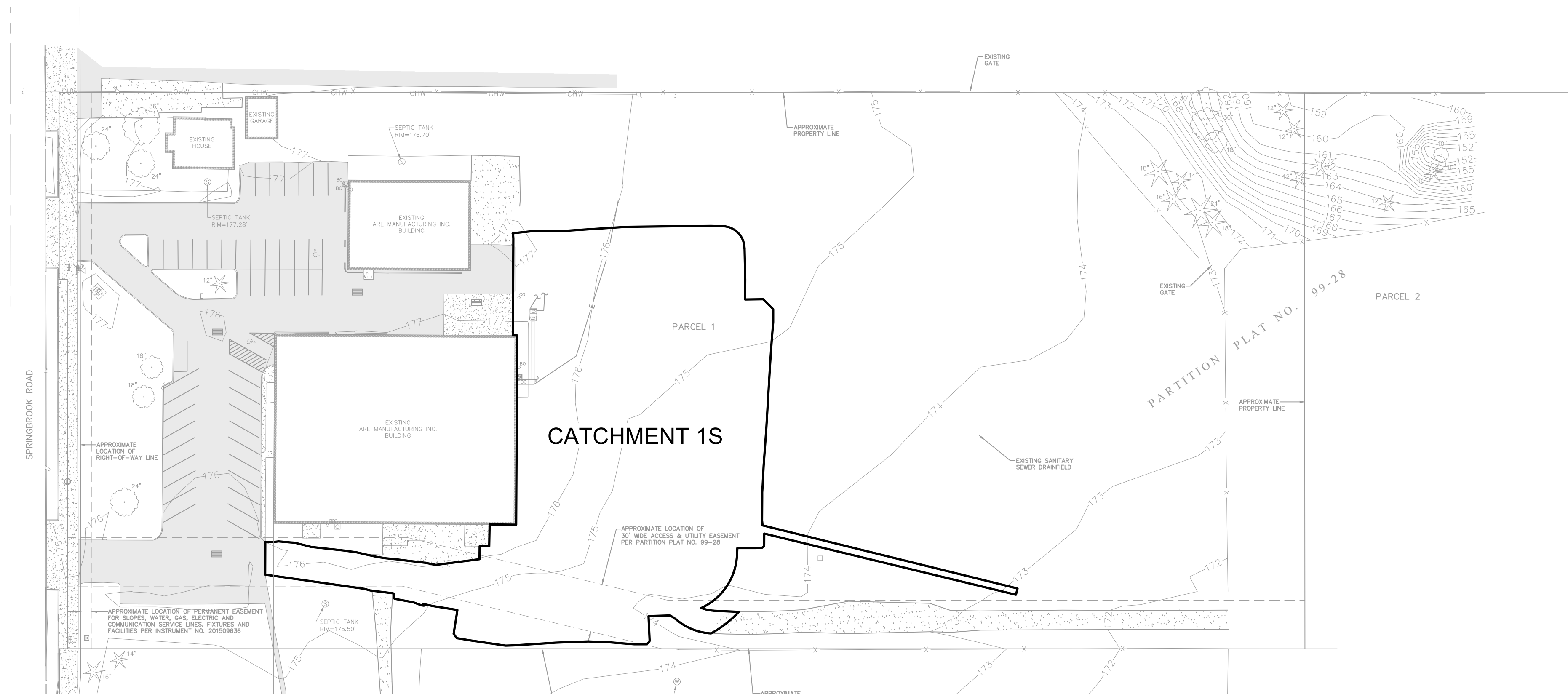


501 E First Street
Newberg, Oregon 97132
CONSULTING 503/54-9553 fax 503/537-9554
email: mail@hbh-engineers.com

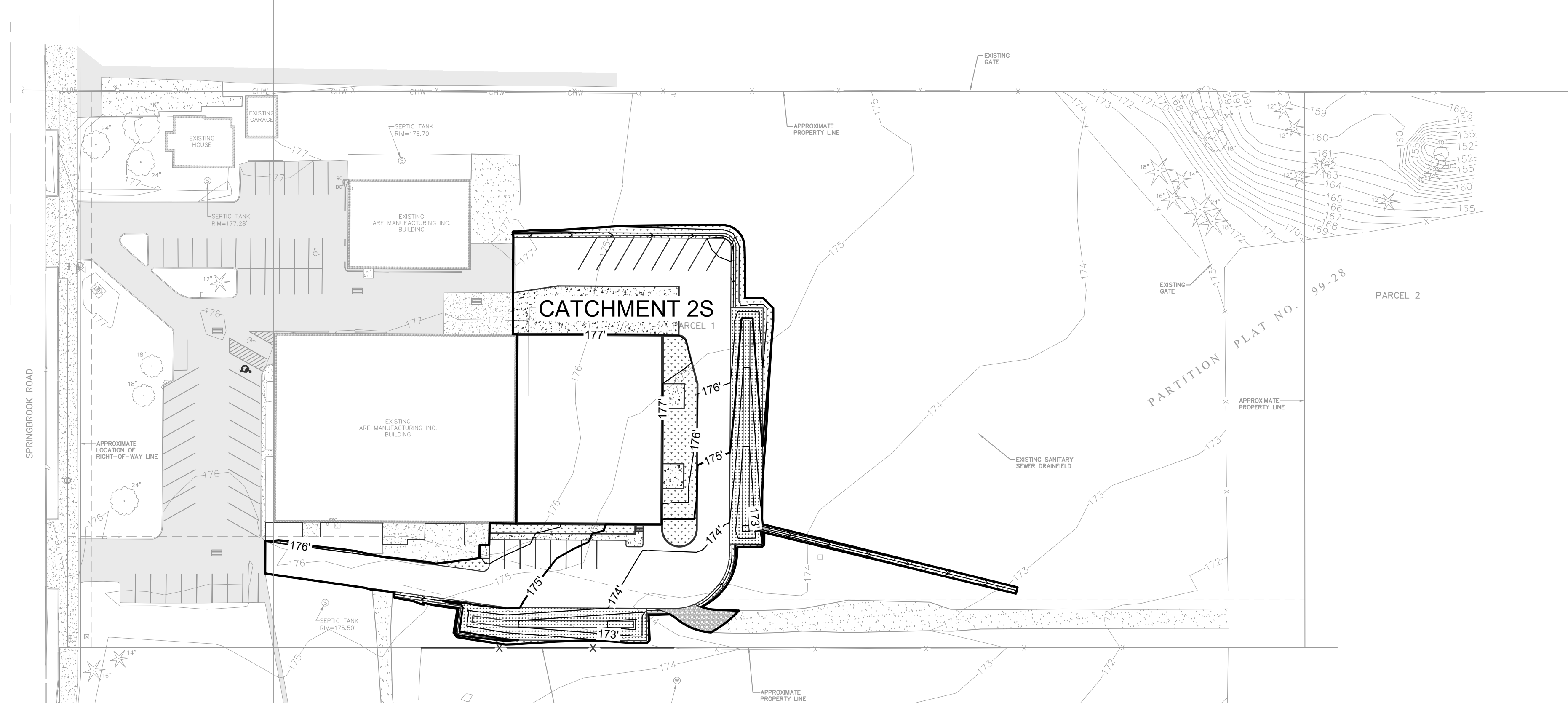
REV.	DATE	DESCRIPTION

IF THIS LINE IS NOT 1/8" SCALE IS NOT AS SHOWN


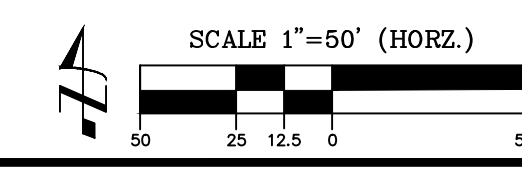
ALVIN ELBERT
518 S SPRINGBROOK ROAD
A.R.E. MANUFACTURING EXPANSION
NE AARON DRIVE + NE DUNN PLACE
DETAILS 1



PREDEVELOPED CATCHMENTS
1" = 50'



DEVELOPED CATCHMENTS
1" = 50'




H B H
ENGINEERS
CONSULTING
503/554-9553
501 E First Street
Newberg, Oregon 97132
fax 503/537-9554
email: mail@hbh-engineers.com

Designed By: ARB | Drawn By: ARB | Checked By: ARC | Submittal No.: 1ST ENGR
File: L:\2022-0084-Design\DWG\6 Catchments.dwg


REV.	DATE	DESCRIPTION	BY

IF THIS LINE IS NOT 1 INCH SCALE IS NOT AS SHOWN

ALVIN ELBERT
518 S SPRINGBROOK ROAD
A.R.E. MANUFACTURING EXPANSION
NE AARON DRIVE + NE DUNN PLACE
CATCHMENTS



501 E First Street
 Newberg, Oregon 97132
 Ph. 503-554-9553 | Fax 503-0537-9554



STORMWATER MEMORANDUM

Date: **April 30, 2023**
 To: **To Whom It May Concern**
 From: **Andrey Chernishov, PE**
 RE: **A.R.E. Manufacturing Expansion: HydroCAD Report**

Project Number: **2022-008**

Overview

The proposed development is a building expansion on a 5.99 acre lot located at 518 S Springbrook Road in Newberg, Oregon. The limits of drainage associated with the development are approximately 0.986 acres of the property. The development area is approximately 98.6% pervious and drains to the southeast. The proposed project reduces the pervious area of the development to approximately 28%. A pair of swales connected via culvert will be added to the east and south sides of the development, as shown in Attachment C. These will treat and retain the increased runoff due to the added impervious area. The retention provided by the swale reduces the developed peak runoff to zero through the 100-year event. HydroCAD was used to model stormwater on the site. The data is included in Attachment A.

Design Methodology

HydroCAD 10 computer software ran with the Santa Barbara Urban Hydrograph (SBUH) Method was used to analyze stormwater runoff for the site. This method utilizes the SCS Type 1A 24-hour design storm. The 24-hour storm rainfall intensities listed in the City of Newberg Design Standards were used in the model.

For quantity treatment, the City of Newberg requires that stormwater runoff be detained onsite such that developed runoff rates do not exceed predeveloped runoff rates for 1/2 of the 2-year, 2-year, 10-year, and 25-year return storms. For quality treatment, the City of Newberg requires stormwater quality facilities to be designed to treat a dry weather storm event totaling 1.0 inches of precipitation falling in 24 hours, with an average storm return period of 96 hours using a Type IA rainfall distribution. This storm event was also modeled in HydroCAD.

Existing Conditions

Per USDA NRCS WSS records, the soils underlying the project site are 100% Aloha Silt Loam with a Hydrological Soil Group (HSG) rating of C/D. The Aloha Silt Loam is in a drained condition which increases the HSG to rating C. The predeveloped soil conditions are summarized in Table 1 below.

Table 1 – Subcatchment 1S – Predeveloped

Surface	CN	Area (SF)	% of Total Area
Asphalt (HSG C)	98	50	0%
Gravel (HSG C)	96	4,727	11%
Concrete (HSG C)	98	550	1%
Grass Cover > 75% (HSG C)	98	37,628	88%
<i>Total</i>	<i>77</i>	<i>42,955</i>	<i>100%</i>

Infiltration testing was performed at the proposed swale's location and depth. This yielded a factored infiltration rate of 3.83 in/hr. The report for this test is included as Attachment B.

Proposed Conditions

Fill will retain the same soil characteristics as what is currently onsite. The proposed improvements will reduce pervious areas and increase impervious areas. This triggers the need for both quantity and quality treatment per City of Newberg Design Standards. Runoff will drain on the site via roof drains and surface flows to a set of interconnected swales located at the east and south sides of the development. This developed area is classified as Subcatchment 2S in the HydroCAD models and summarized in Table 2 below.

Table 2 – Subcatchment 2S – Developed

Surface	CN	Area (SF)	% of Total Area
Asphalt (HSG C)	98	16,522	38%
Gravel (HSG C)	98	440	1%
Concrete (HSG C)	98	3,886	9%
Roofs (HSG C)	98	10,530	25%
Grass Cover > 75% (HSG C)	74	6,340	15%
Water Surface	98	5,237	12%
<i>Total</i>	<i>92</i>	<i>42,955</i>	<i>100%</i>

The two swales are combined into a single pond the HydroCAD models. The two combined swales will be 5,240 square feet and two feet deep in total. The swale side slopes will be 4:1 with a base four feet in width. The 5,801 CF swale volume retains flows up to the 100-year storm event. An emergency channel designed to dissipate overflow and convey the 100-year storm event into the property's eastern grassy field is included.

Water Quality and Quantity

The facility collects and holds stormwater runoff, allowing pollutants to filter out and settle to the vegetated bottom of the basin. The established infiltration rate was used in the HydroCAD model to show the water quality event is 100% infiltrated in the swales.

Stormwater quantity control is also provided by the swales. HydroCAD software was used to show and determine the capacity and conveyance of the proposed swale at each of the relevant storm events. The proposed swale is designed to have 1.0' of freeboard at the 25-year storm event, meeting City of Newberg standards. The overflow elevation is 172.94'. The swale elevations for respective storm events are summarized in Table 3 below.

Table 3 – Pond Max Water Surface Elevations

Design Storm Event	WQ	½ of 2-Year	2-Year	10-Year	25-Year	50-Year	100-Year
Maximum Water Surface Elevation	171.93'	171.96'	172.33'	172.62'	172.77'	172.83'	172.92'

Subcatchment flows are summarized in Table 4 below.

Table 4 – Runoff Summary

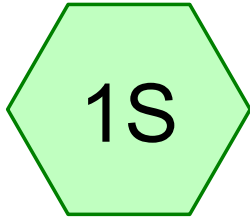
Development Condition	½ of 2 Year Storm	2-Year Storm	10-Year Storm	25-Year Storm
Predeveloped (1S)	0.008 cfs	0.108 cfs	0.269 cfs	0.361 cfs
Developed (2S)	0.000 cfs	0.000 cfs	0.000 cfs	0.000 cfs

There will be a net decrease in peak runoff rates for all relevant storm events when comparing developed peak runoff rates to predeveloped rates. The proposed development complies with the City of Newberg requirements for stormwater quality and quantity treatment.

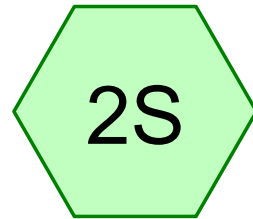
Attachments

- Attachment A – HydroCAD Data
- Attachment B – Infiltration Test Report
- Attachment C – Utility Plan/Details
- Attachment D – Catchment Maps

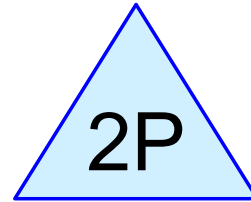
BEGIN ATTACHMENT A



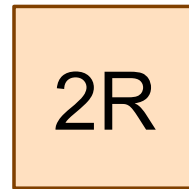
PREDEVELOPED



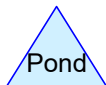
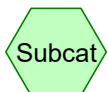
DEVELOPED



SWALE



OVERFLOW



SWALE ARE Manufacturing 2022-008

Prepared by HBH Consulting Engineers

HydroCAD® 10.00-22 s/n 01354 © 2018 HydroCAD Software Solutions LLC

Printed 4/30/2023

Page 2

Area Listing (all nodes)

Area (sq-ft)	CN	Description (subcatchment-numbers)
43,968	74	>75% Grass cover, Good, HSG C (1S, 2S)
4,436	98	Concrete, HSG C (1S, 2S)
5,167	96	Gravel surface, HSG C (1S, 2S)
16,572	98	Paved parking, HSG C (1S, 2S)
10,530	98	Unconnected roofs, HSG C (2S)
5,237	98	Water Surface, 0% imp, HSG C (2S)
85,910	86	TOTAL AREA

Summary for Subcatchment 1S: PREDEVELOPED

Runoff = 0.008 cfs @ 18.75 hrs, Volume= 409 cf, Depth= 0.11"

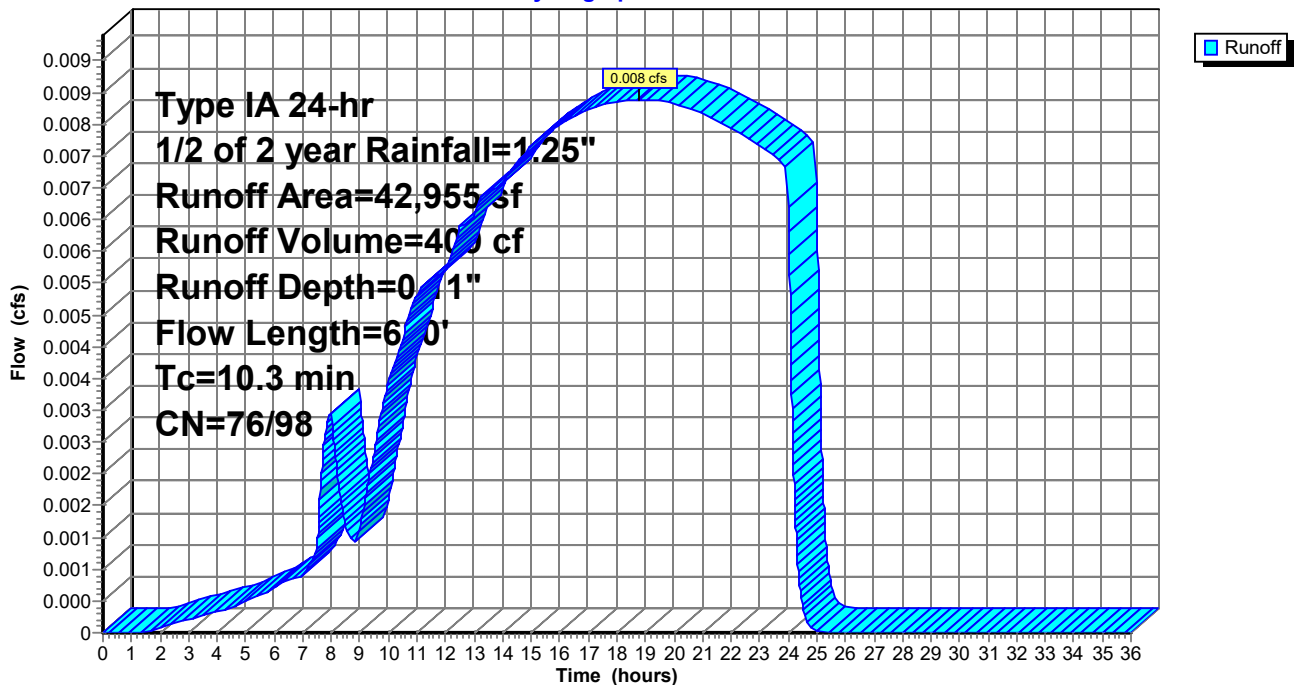
Runoff by SBUH method, Split Pervious/Imperv., Time Span= 0.00-36.00 hrs, dt= 0.01 hrs
Type IA 24-hr 1/2 of 2 year Rainfall=1.25"

Area (sf)	CN	Description
50	98	Paved parking, HSG C
4,727	96	Gravel surface, HSG C
* 550	98	Concrete, HSG C
37,628	74	>75% Grass cover, Good, HSG C
42,955	77	Weighted Average
42,355	76	98.60% Pervious Area
600	98	1.40% Impervious Area

Tc (min)	Length (feet)	Slope (ft/ft)	Velocity (ft/sec)	Capacity (cfs)	Description
0.6	86	0.1000	2.29		Sheet Flow, Roof Smooth surfaces n= 0.011 P2= 2.60"
0.2	31	0.0200	2.28		Shallow Concentrated Flow, Gravel Unpaved Kv= 16.1 fps
9.5	563	0.0200	0.99		Shallow Concentrated Flow, Grass Short Grass Pasture Kv= 7.0 fps
10.3	680	Total			

Subcatchment 1S: PREDEVELOPED

Hydrograph



Summary for Subcatchment 2S: DEVELOPED

Runoff = 0.199 cfs @ 7.93 hrs, Volume= 2,970 cf, Depth= 0.83"

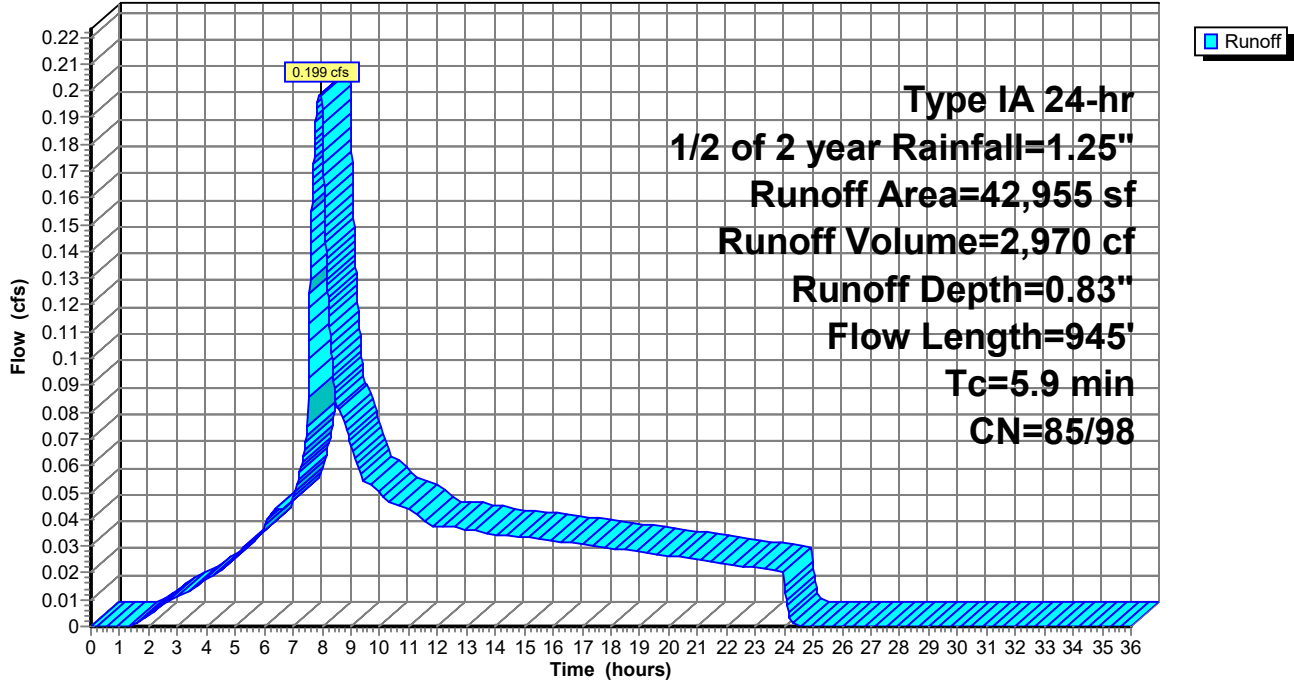
Runoff by SBUH method, Split Pervious/Imperv., Time Span= 0.00-36.00 hrs, dt= 0.01 hrs
 Type IA 24-hr 1/2 of 2 year Rainfall=1.25"

Area (sf)	CN	Description
16,522	98	Paved parking, HSG C
* 3,886	98	Concrete, HSG C
10,530	98	Unconnected roofs, HSG C
5,237	98	Water Surface, 0% imp, HSG C
6,340	74	>75% Grass cover, Good, HSG C
440	96	Gravel surface, HSG C
42,955	94	Weighted Average
12,017	85	27.98% Pervious Area
30,938	98	72.02% Impervious Area

Tc (min)	Length (feet)	Slope (ft/ft)	Velocity (ft/sec)	Capacity (cfs)	Description
0.4	56	0.1000	2.10		Sheet Flow, Roof Smooth surfaces n= 0.011 P2= 2.60"
1.3	77	0.0200	0.99		Shallow Concentrated Flow, Landscape Short Grass Pasture Kv= 7.0 fps
0.1	22	0.0500	4.54		Shallow Concentrated Flow, Pavement Paved Kv= 20.3 fps
4.1	790	0.0050	3.21	2.519	Pipe Channel, 12.0" Round Area= 0.8 sf Perim= 3.1' r= 0.25' n= 0.013 PVC, smooth interior
5.9	945	Total			

Subcatchment 2S: DEVELOPED

Hydrograph



Summary for Reach 2R: OVERFLOW

Inflow Area = 42,955 sf, 72.02% Impervious, Inflow Depth = 0.00" for 1/2 of 2 year event
Inflow = 0.000 cfs @ 0.00 hrs, Volume= 0 cf
Outflow = 0.000 cfs @ 0.00 hrs, Volume= 0 cf, Atten= 0%, Lag= 0.0 min

Routing by Dyn-Stor-Ind method, Time Span= 0.00-36.00 hrs, dt= 0.01 hrs
Max. Velocity= 0.00 fps, Min. Travel Time= 0.0 min
Avg. Velocity = 0.00 fps, Avg. Travel Time= 0.0 min

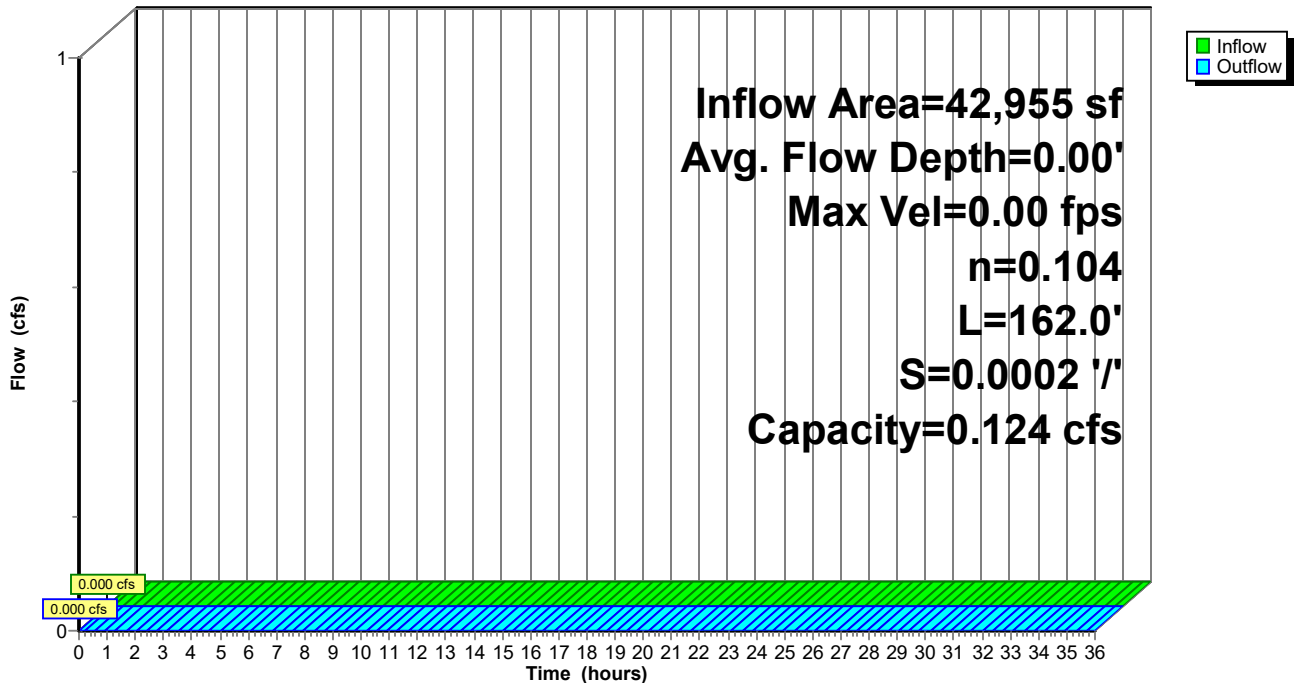
Peak Storage= 0 cf @ 0.00 hrs
Average Depth at Peak Storage= 0.00'
Bank-Full Depth= 0.50' Flow Area= 1.3 sf, Capacity= 0.124 cfs

2.00' x 0.50' deep channel, n= 0.104 Riprap, 6-inch
Side Slope Z-value= 1.0 '/' Top Width= 3.00'
Length= 162.0' Slope= 0.0002 '/'
Inlet Invert= 172.94', Outlet Invert= 172.91'



Reach 2R: OVERFLOW

Hydrograph



Summary for Pond 2P: SWALE

Inflow Area = 42,955 sf, 72.02% Impervious, Inflow Depth = 0.83" for 1/2 of 2 year event
 Inflow = 0.199 cfs @ 7.93 hrs, Volume= 2,970 cf
 Outflow = 0.169 cfs @ 8.06 hrs, Volume= 2,970 cf, Atten= 15%, Lag= 7.8 min
 Discarded = 0.169 cfs @ 8.06 hrs, Volume= 2,970 cf
 Primary = 0.000 cfs @ 0.00 hrs, Volume= 0 cf

Routing by Dyn-Stor-Ind method, Time Span= 0.00-36.00 hrs, dt= 0.01 hrs
 Peak Elev= 171.96' @ 8.06 hrs Surf.Area= 1,901 sf Storage= 77 cf

Plug-Flow detention time= (not calculated: outflow precedes inflow)
 Center-of-Mass det. time= 1.7 min (723.9 - 722.3)

Volume	Invert	Avail.Storage	Storage Description
#1	171.93'	5,755 cf	4.00'W x 230.00'L x 2.00'H Swale Z=4.0
#2	170.93'	46 cf	4.00'W x 230.00'L x 1.00'H Planting Media 920 cf Overall x 5.0% Voids
		5,801 cf	Total Available Storage

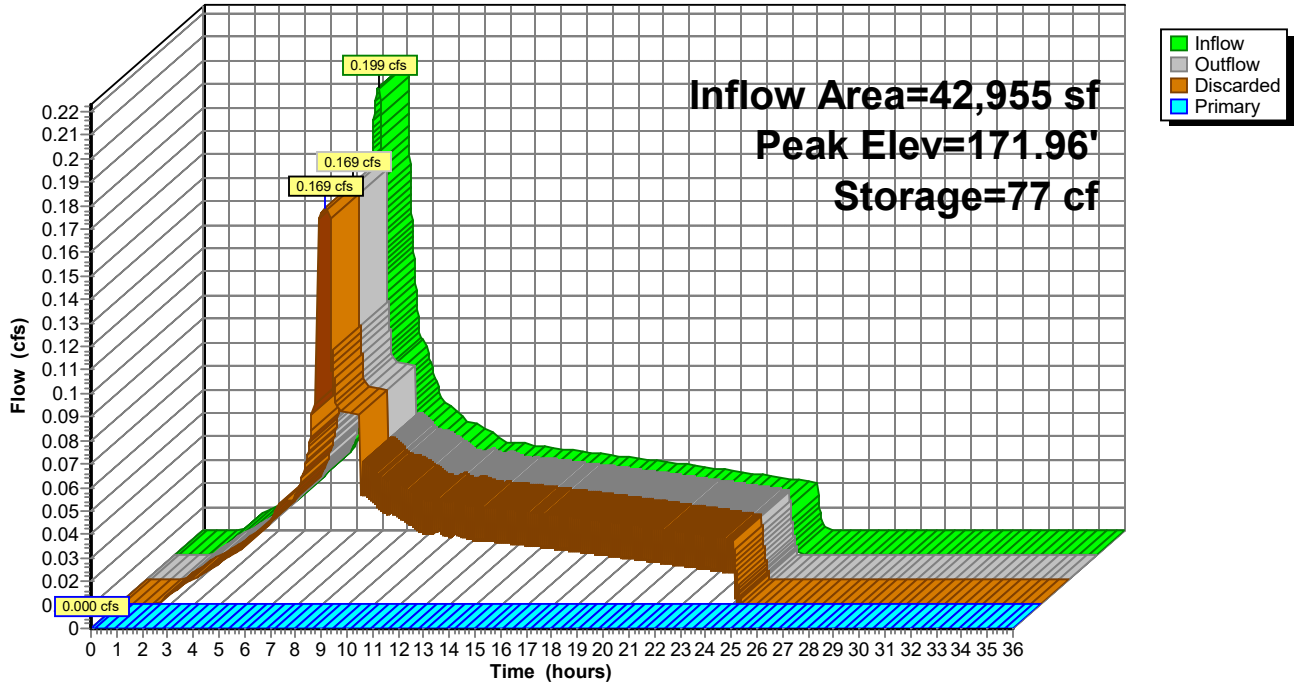
Device	Routing	Invert	Outlet Devices
#1	Primary	172.94'	45.0 deg x 2.0' long x 0.50' rise Sharp-Crested Vee/Trap Weir Cv= 2.56 (C= 3.20)
#2	Discarded	170.93'	3.830 in/hr Exfiltration over Surface area

Discarded OutFlow Max=0.169 cfs @ 8.06 hrs HW=171.96' (Free Discharge)
 ↑2=Exfiltration (Exfiltration Controls 0.169 cfs)

Primary OutFlow Max=0.000 cfs @ 0.00 hrs HW=170.93' TW=172.94' (Dynamic Tailwater)
 ↑1=Sharp-Crested Vee/Trap Weir (Controls 0.000 cfs)

Pond 2P: SWALE

Hydrograph



Summary for Subcatchment 1S: PREDEVELOPED

Runoff = 0.108 cfs @ 8.01 hrs, Volume= 2,565 cf, Depth= 0.72"

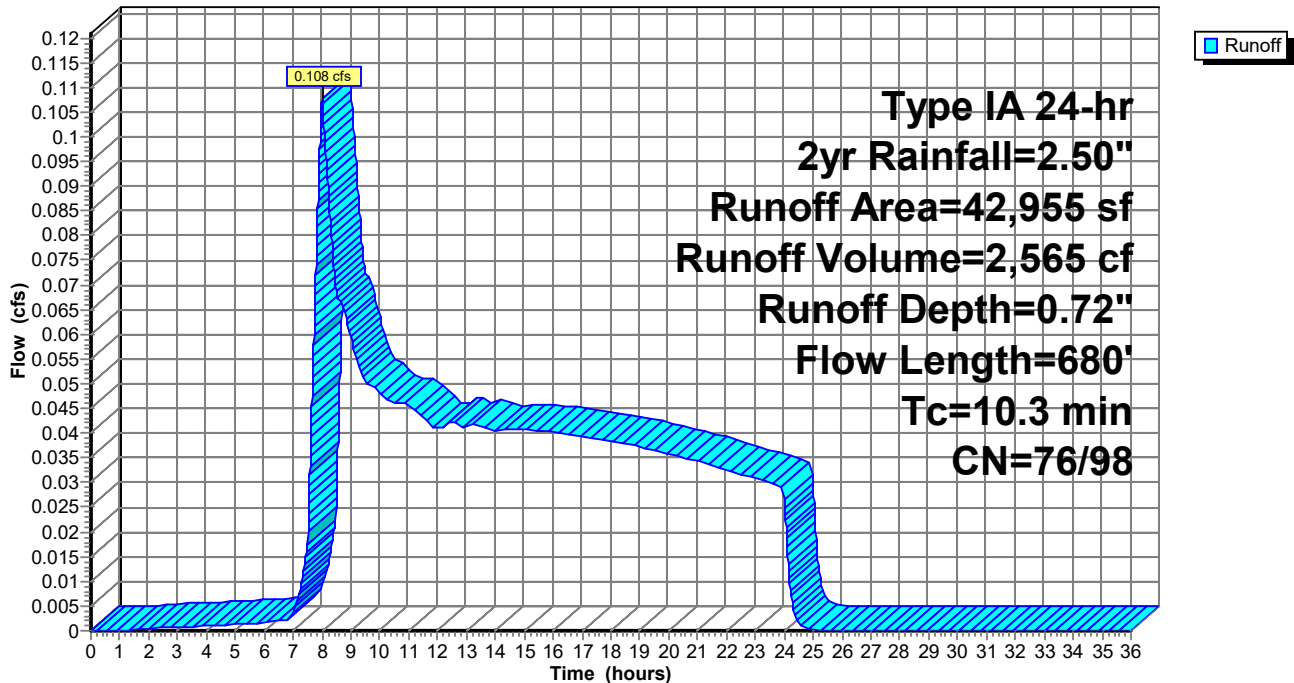
Runoff by SBUH method, Split Pervious/Imperv., Time Span= 0.00-36.00 hrs, dt= 0.01 hrs
Type IA 24-hr 2yr Rainfall=2.50"

Area (sf)	CN	Description
50	98	Paved parking, HSG C
4,727	96	Gravel surface, HSG C
* 550	98	Concrete, HSG C
37,628	74	>75% Grass cover, Good, HSG C
42,955	77	Weighted Average
42,355	76	98.60% Pervious Area
600	98	1.40% Impervious Area

Tc (min)	Length (feet)	Slope (ft/ft)	Velocity (ft/sec)	Capacity (cfs)	Description
0.6	86	0.1000	2.29		Sheet Flow, Roof Smooth surfaces n= 0.011 P2= 2.60"
0.2	31	0.0200	2.28		Shallow Concentrated Flow, Gravel Unpaved Kv= 16.1 fps
9.5	563	0.0200	0.99		Shallow Concentrated Flow, Grass Short Grass Pasture Kv= 7.0 fps
10.3	680	Total			

Subcatchment 1S: PREDEVELOPED

Hydrograph



Summary for Subcatchment 2S: DEVELOPED

Runoff = 0.478 cfs @ 7.91 hrs, Volume= 7,034 cf, Depth= 1.97"

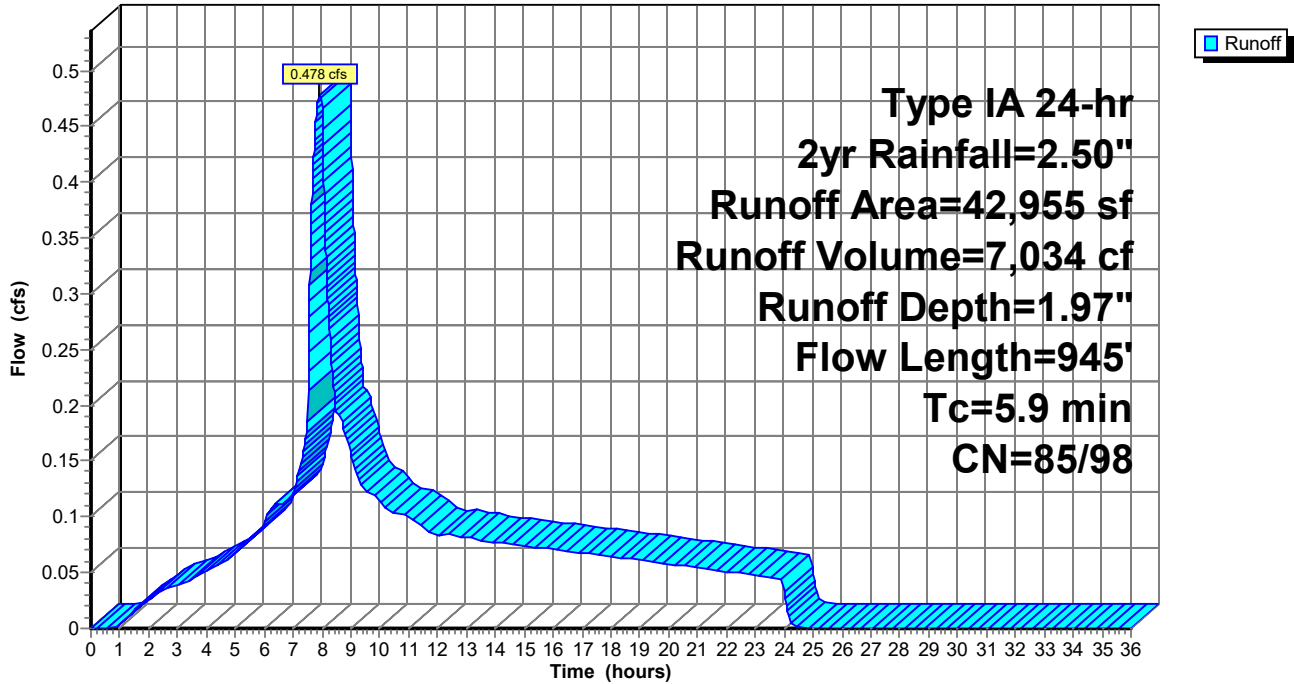
Runoff by SBUH method, Split Pervious/Imperv., Time Span= 0.00-36.00 hrs, dt= 0.01 hrs
 Type IA 24-hr 2yr Rainfall=2.50"

Area (sf)	CN	Description
16,522	98	Paved parking, HSG C
* 3,886	98	Concrete, HSG C
10,530	98	Unconnected roofs, HSG C
5,237	98	Water Surface, 0% imp, HSG C
6,340	74	>75% Grass cover, Good, HSG C
440	96	Gravel surface, HSG C
42,955	94	Weighted Average
12,017	85	27.98% Pervious Area
30,938	98	72.02% Impervious Area

Tc (min)	Length (feet)	Slope (ft/ft)	Velocity (ft/sec)	Capacity (cfs)	Description
0.4	56	0.1000	2.10		Sheet Flow, Roof Smooth surfaces n= 0.011 P2= 2.60"
1.3	77	0.0200	0.99		Shallow Concentrated Flow, Landscape Short Grass Pasture Kv= 7.0 fps
0.1	22	0.0500	4.54		Shallow Concentrated Flow, Pavement Paved Kv= 20.3 fps
4.1	790	0.0050	3.21	2.519	Pipe Channel, 12.0" Round Area= 0.8 sf Perim= 3.1' r= 0.25' n= 0.013 PVC, smooth interior
5.9	945	Total			

Subcatchment 2S: DEVELOPED

Hydrograph



Summary for Reach 2R: OVERFLOW

Inflow Area = 42,955 sf, 72.02% Impervious, Inflow Depth = 0.00" for 2yr event
 Inflow = 0.000 cfs @ 0.00 hrs, Volume= 0 cf
 Outflow = 0.000 cfs @ 0.00 hrs, Volume= 0 cf, Atten= 0%, Lag= 0.0 min

Routing by Dyn-Stor-Ind method, Time Span= 0.00-36.00 hrs, dt= 0.01 hrs
 Max. Velocity= 0.00 fps, Min. Travel Time= 0.0 min
 Avg. Velocity = 0.00 fps, Avg. Travel Time= 0.0 min

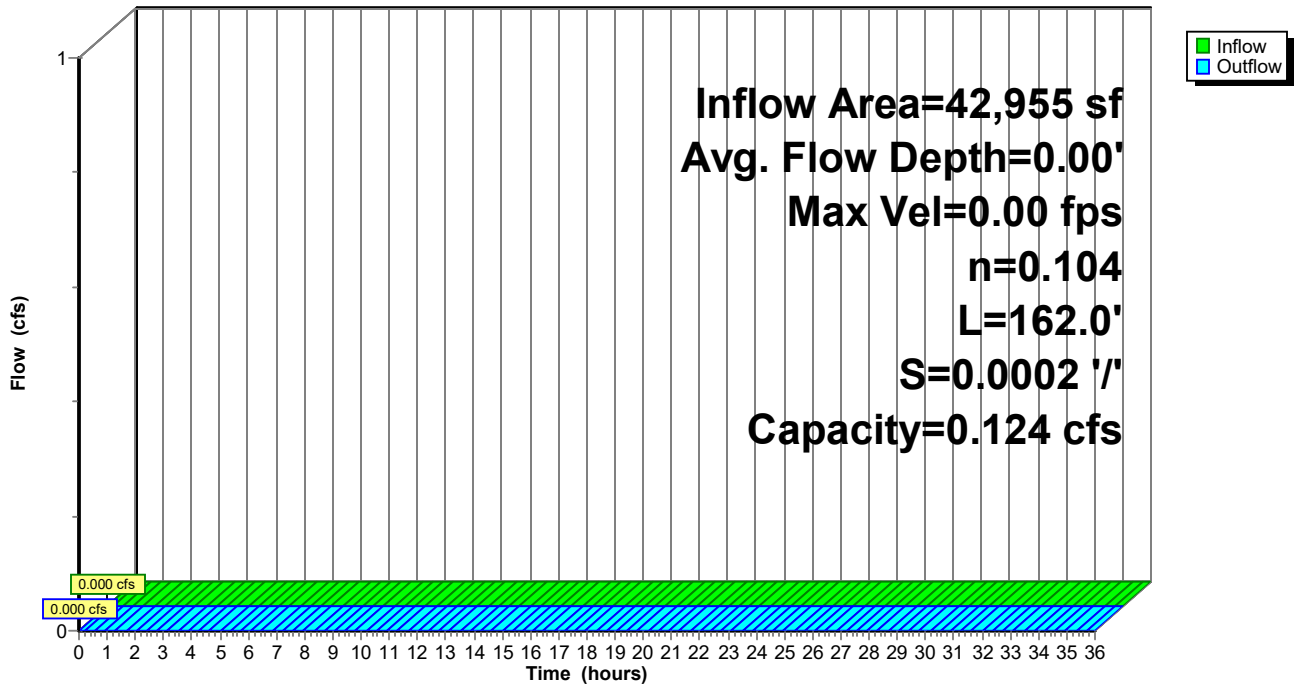
Peak Storage= 0 cf @ 0.00 hrs
 Average Depth at Peak Storage= 0.00'
 Bank-Full Depth= 0.50' Flow Area= 1.3 sf, Capacity= 0.124 cfs

2.00' x 0.50' deep channel, n= 0.104 Riprap, 6-inch
 Side Slope Z-value= 1.0 '/' Top Width= 3.00'
 Length= 162.0' Slope= 0.0002 '/'
 Inlet Invert= 172.94', Outlet Invert= 172.91'



Reach 2R: OVERFLOW

Hydrograph



Summary for Pond 2P: SWALE

Inflow Area = 42,955 sf, 72.02% Impervious, Inflow Depth = 1.97" for 2yr event
 Inflow = 0.478 cfs @ 7.91 hrs, Volume= 7,034 cf
 Outflow = 0.230 cfs @ 8.35 hrs, Volume= 7,035 cf, Atten= 52%, Lag= 26.4 min
 Discarded = 0.230 cfs @ 8.35 hrs, Volume= 7,035 cf
 Primary = 0.000 cfs @ 0.00 hrs, Volume= 0 cf

Routing by Dyn-Stor-Ind method, Time Span= 0.00-36.00 hrs, dt= 0.01 hrs
 Peak Elev= 172.33' @ 8.35 hrs Surf.Area= 2,597 sf Storage= 563 cf

Plug-Flow detention time= (not calculated: outflow precedes inflow)
 Center-of-Mass det. time= 10.9 min (707.5 - 696.5)

Volume	Invert	Avail.Storage	Storage Description
#1	171.93'	5,755 cf	4.00'W x 230.00'L x 2.00'H Swale Z=4.0
#2	170.93'	46 cf	4.00'W x 230.00'L x 1.00'H Planting Media 920 cf Overall x 5.0% Voids
		5,801 cf	Total Available Storage

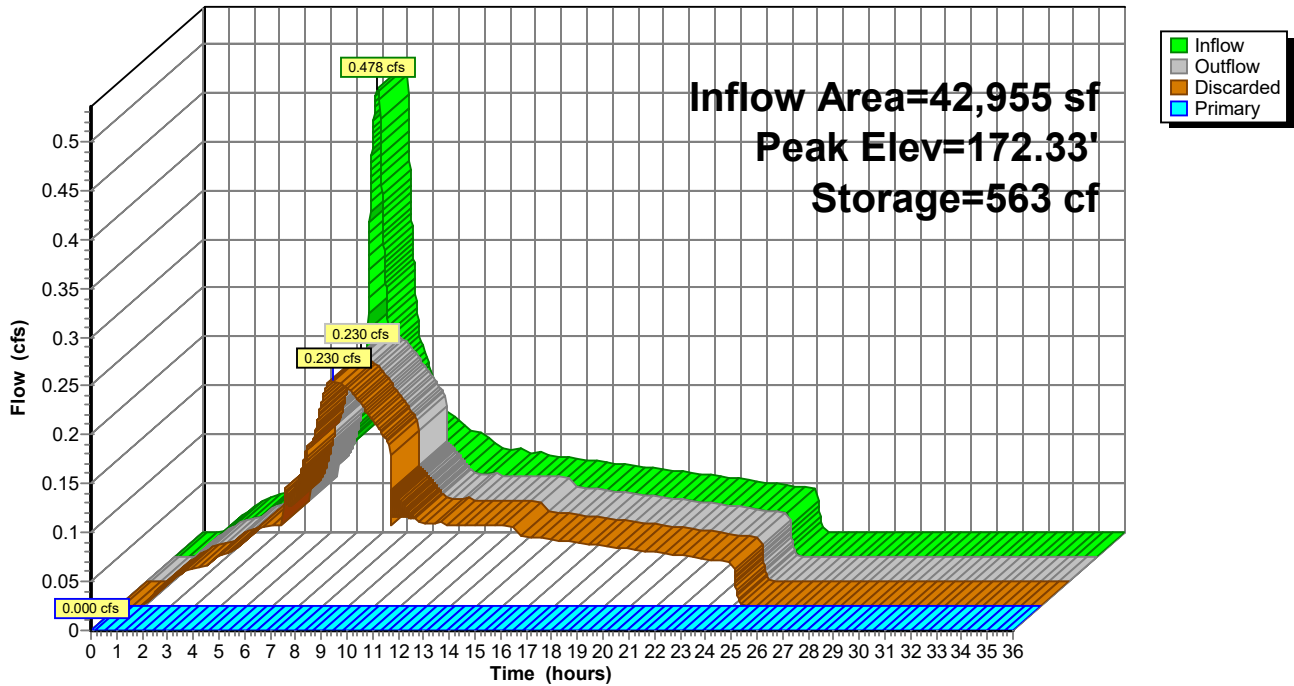
Device	Routing	Invert	Outlet Devices
#1	Primary	172.94'	45.0 deg x 2.0' long x 0.50' rise Sharp-Crested Vee/Trap Weir Cv= 2.56 (C= 3.20)
#2	Discarded	170.93'	3.830 in/hr Exfiltration over Surface area

Discarded OutFlow Max=0.230 cfs @ 8.35 hrs HW=172.33' (Free Discharge)
 ↑2=Exfiltration (Exfiltration Controls 0.230 cfs)

Primary OutFlow Max=0.000 cfs @ 0.00 hrs HW=170.93' TW=172.94' (Dynamic Tailwater)
 ↑1=Sharp-Crested Vee/Trap Weir (Controls 0.000 cfs)

Pond 2P: SWALE

Hydrograph



Summary for Subcatchment 1S: PREDEVELOPED

Runoff = 0.269 cfs @ 8.00 hrs, Volume= 4,982 cf, Depth= 1.39"

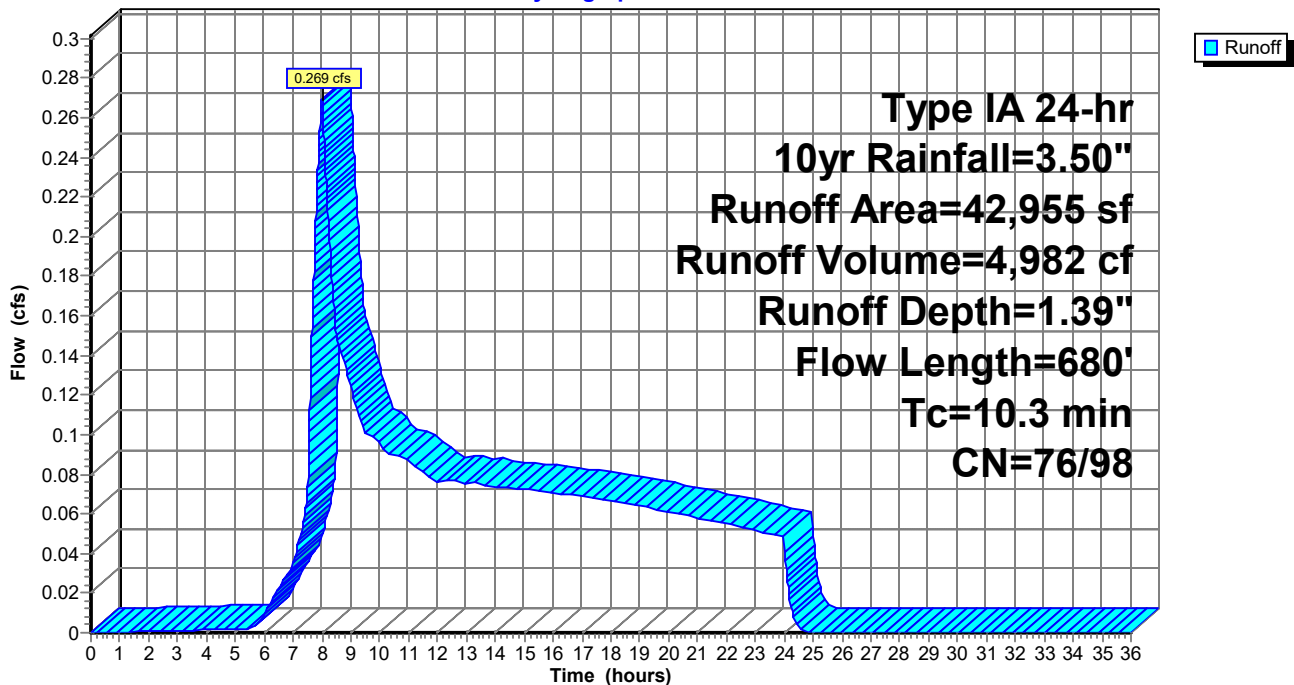
Runoff by SBUH method, Split Pervious/Imperv., Time Span= 0.00-36.00 hrs, dt= 0.01 hrs
Type IA 24-hr 10yr Rainfall=3.50"

Area (sf)	CN	Description
50	98	Paved parking, HSG C
4,727	96	Gravel surface, HSG C
* 550	98	Concrete, HSG C
37,628	74	>75% Grass cover, Good, HSG C
42,955	77	Weighted Average
42,355	76	98.60% Pervious Area
600	98	1.40% Impervious Area

Tc (min)	Length (feet)	Slope (ft/ft)	Velocity (ft/sec)	Capacity (cfs)	Description
0.6	86	0.1000	2.29		Sheet Flow, Roof Smooth surfaces n= 0.011 P2= 2.60"
0.2	31	0.0200	2.28		Shallow Concentrated Flow, Gravel Unpaved Kv= 16.1 fps
9.5	563	0.0200	0.99		Shallow Concentrated Flow, Grass Short Grass Pasture Kv= 7.0 fps
10.3	680	Total			

Subcatchment 1S: PREDEVELOPED

Hydrograph



Summary for Subcatchment 2S: DEVELOPED

Runoff = 0.711 cfs @ 7.91 hrs, Volume= 10,441 cf, Depth= 2.92"

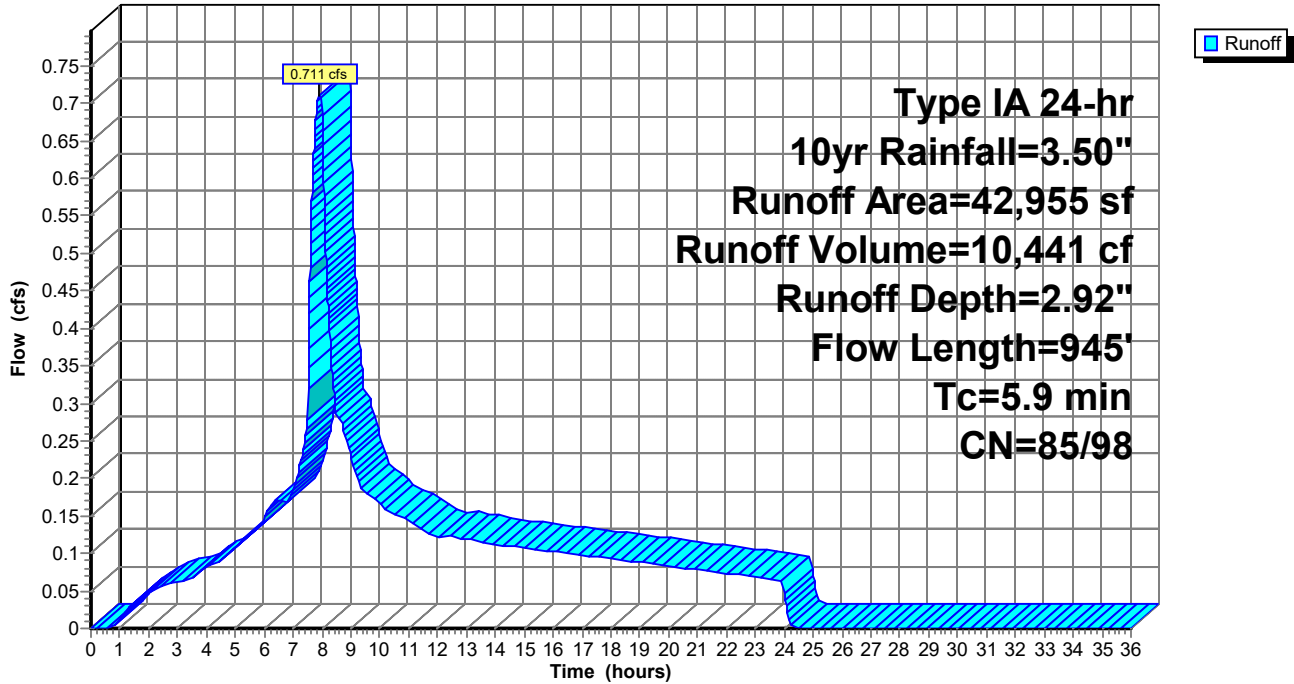
Runoff by SBUH method, Split Pervious/Imperv., Time Span= 0.00-36.00 hrs, dt= 0.01 hrs
 Type IA 24-hr 10yr Rainfall=3.50"

Area (sf)	CN	Description
16,522	98	Paved parking, HSG C
* 3,886	98	Concrete, HSG C
10,530	98	Unconnected roofs, HSG C
5,237	98	Water Surface, 0% imp, HSG C
6,340	74	>75% Grass cover, Good, HSG C
440	96	Gravel surface, HSG C
42,955	94	Weighted Average
12,017	85	27.98% Pervious Area
30,938	98	72.02% Impervious Area

Tc (min)	Length (feet)	Slope (ft/ft)	Velocity (ft/sec)	Capacity (cfs)	Description
0.4	56	0.1000	2.10		Sheet Flow, Roof Smooth surfaces n= 0.011 P2= 2.60"
1.3	77	0.0200	0.99		Shallow Concentrated Flow, Landscape Short Grass Pasture Kv= 7.0 fps
0.1	22	0.0500	4.54		Shallow Concentrated Flow, Pavement Paved Kv= 20.3 fps
4.1	790	0.0050	3.21	2.519	Pipe Channel, 12.0" Round Area= 0.8 sf Perim= 3.1' r= 0.25' n= 0.013 PVC, smooth interior
5.9	945	Total			

Subcatchment 2S: DEVELOPED

Hydrograph



Summary for Reach 2R: OVERFLOW

Inflow Area = 42,955 sf, 72.02% Impervious, Inflow Depth = 0.00" for 10yr event
 Inflow = 0.000 cfs @ 0.00 hrs, Volume= 0 cf
 Outflow = 0.000 cfs @ 0.00 hrs, Volume= 0 cf, Atten= 0%, Lag= 0.0 min

Routing by Dyn-Stor-Ind method, Time Span= 0.00-36.00 hrs, dt= 0.01 hrs
 Max. Velocity= 0.00 fps, Min. Travel Time= 0.0 min
 Avg. Velocity = 0.00 fps, Avg. Travel Time= 0.0 min

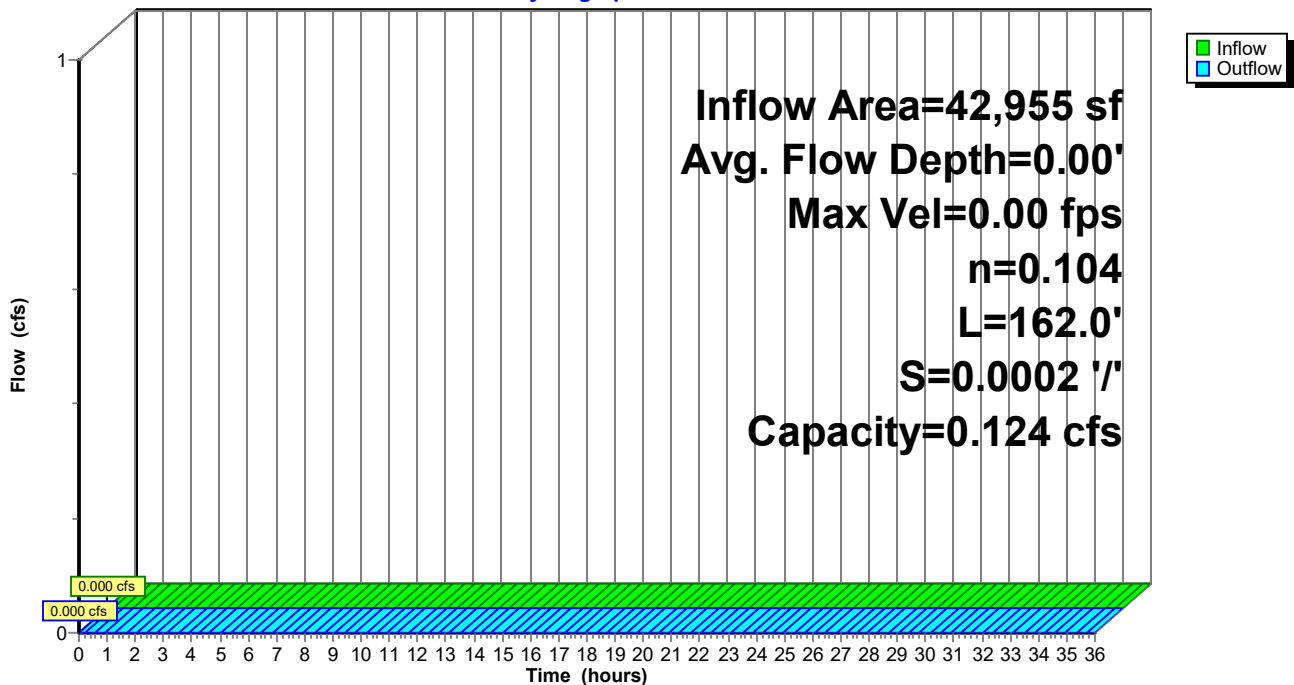
Peak Storage= 0 cf @ 0.00 hrs
 Average Depth at Peak Storage= 0.00'
 Bank-Full Depth= 0.50' Flow Area= 1.3 sf, Capacity= 0.124 cfs

2.00' x 0.50' deep channel, n= 0.104 Riprap, 6-inch
 Side Slope Z-value= 1.0 '/' Top Width= 3.00'
 Length= 162.0' Slope= 0.0002 '/'
 Inlet Invert= 172.94', Outlet Invert= 172.91'



Reach 2R: OVERFLOW

Hydrograph



Summary for Pond 2P: SWALE

Inflow Area = 42,955 sf, 72.02% Impervious, Inflow Depth = 2.92" for 10yr event
 Inflow = 0.711 cfs @ 7.91 hrs, Volume= 10,441 cf
 Outflow = 0.280 cfs @ 8.62 hrs, Volume= 10,441 cf, Atten= 61%, Lag= 42.6 min
 Discarded = 0.280 cfs @ 8.62 hrs, Volume= 10,441 cf
 Primary = 0.000 cfs @ 0.00 hrs, Volume= 0 cf

Routing by Dyn-Stor-Ind method, Time Span= 0.00-36.00 hrs, dt= 0.01 hrs
 Peak Elev= 172.62' @ 8.62 hrs Surf.Area= 3,162 sf Storage= 1,133 cf

Plug-Flow detention time= (not calculated: outflow precedes inflow)
 Center-of-Mass det. time= 23.0 min (708.9 - 685.9)

Volume	Invert	Avail.Storage	Storage Description
#1	171.93'	5,755 cf	4.00'W x 230.00'L x 2.00'H Swale Z=4.0
#2	170.93'	46 cf	4.00'W x 230.00'L x 1.00'H Planting Media
			920 cf Overall x 5.0% Voids
		5,801 cf	Total Available Storage

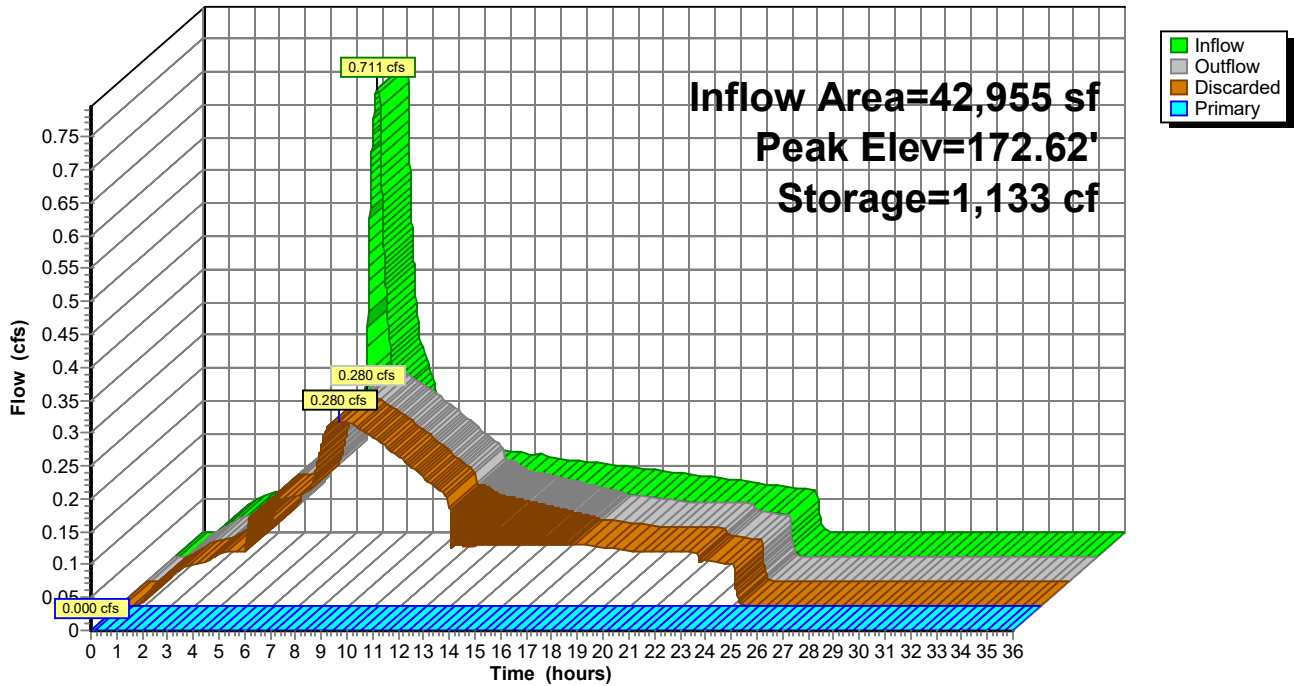
Device	Routing	Invert	Outlet Devices
#1	Primary	172.94'	45.0 deg x 2.0' long x 0.50' rise Sharp-Crested Vee/Trap Weir Cv= 2.56 (C= 3.20)
#2	Discarded	170.93'	3.830 in/hr Exfiltration over Surface area

Discarded OutFlow Max=0.280 cfs @ 8.62 hrs HW=172.62' (Free Discharge)
 ↑2=Exfiltration (Exfiltration Controls 0.280 cfs)

Primary OutFlow Max=0.000 cfs @ 0.00 hrs HW=170.93' TW=172.94' (Dynamic Tailwater)
 ↑1=Sharp-Crested Vee/Trap Weir (Controls 0.000 cfs)

Pond 2P: SWALE

Hydrograph



Summary for Subcatchment 1S: PREDEVELOPED

Runoff = 0.361 cfs @ 8.00 hrs, Volume= 6,325 cf, Depth= 1.77"

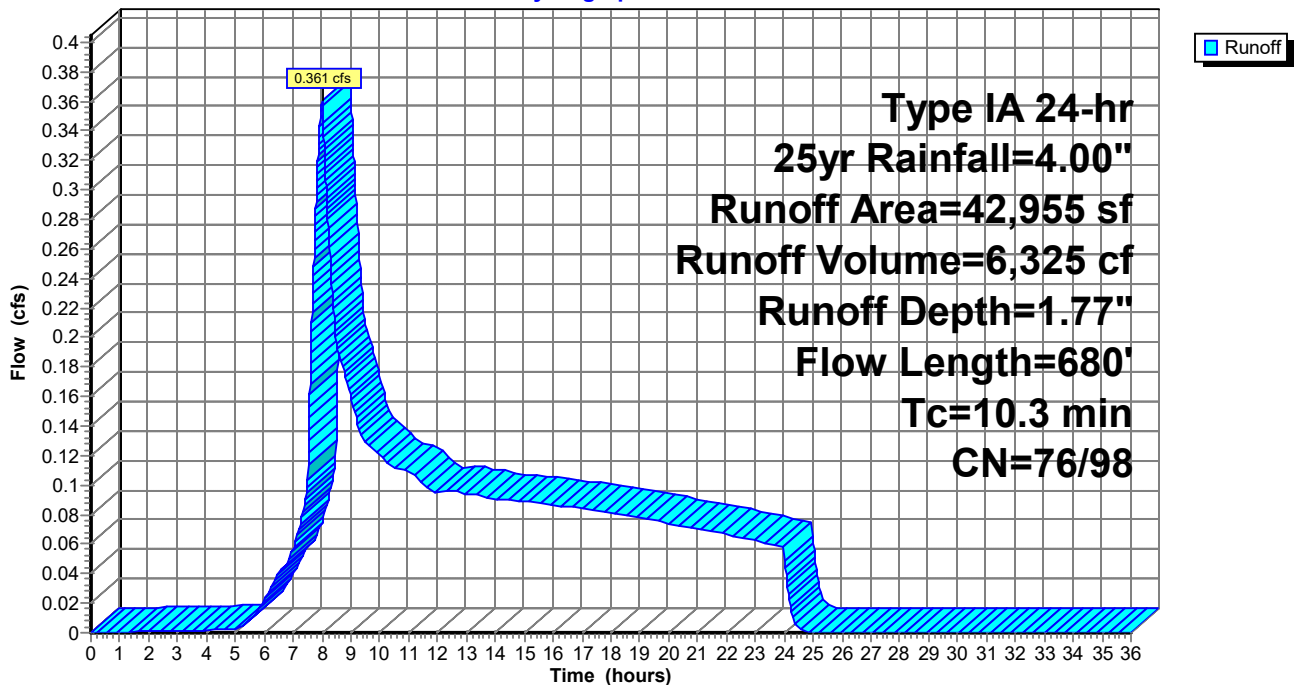
Runoff by SBUH method, Split Pervious/Imperv., Time Span= 0.00-36.00 hrs, dt= 0.01 hrs
Type IA 24-hr 25yr Rainfall=4.00"

Area (sf)	CN	Description
50	98	Paved parking, HSG C
4,727	96	Gravel surface, HSG C
* 550	98	Concrete, HSG C
37,628	74	>75% Grass cover, Good, HSG C
42,955	77	Weighted Average
42,355	76	98.60% Pervious Area
600	98	1.40% Impervious Area

Tc (min)	Length (feet)	Slope (ft/ft)	Velocity (ft/sec)	Capacity (cfs)	Description
0.6	86	0.1000	2.29		Sheet Flow, Roof Smooth surfaces n= 0.011 P2= 2.60"
0.2	31	0.0200	2.28		Shallow Concentrated Flow, Gravel Unpaved Kv= 16.1 fps
9.5	563	0.0200	0.99		Shallow Concentrated Flow, Grass Short Grass Pasture Kv= 7.0 fps
10.3	680	Total			

Subcatchment 1S: PREDEVELOPED

Hydrograph



Summary for Subcatchment 2S: DEVELOPED

Runoff = 0.829 cfs @ 7.91 hrs, Volume= 12,168 cf, Depth= 3.40"

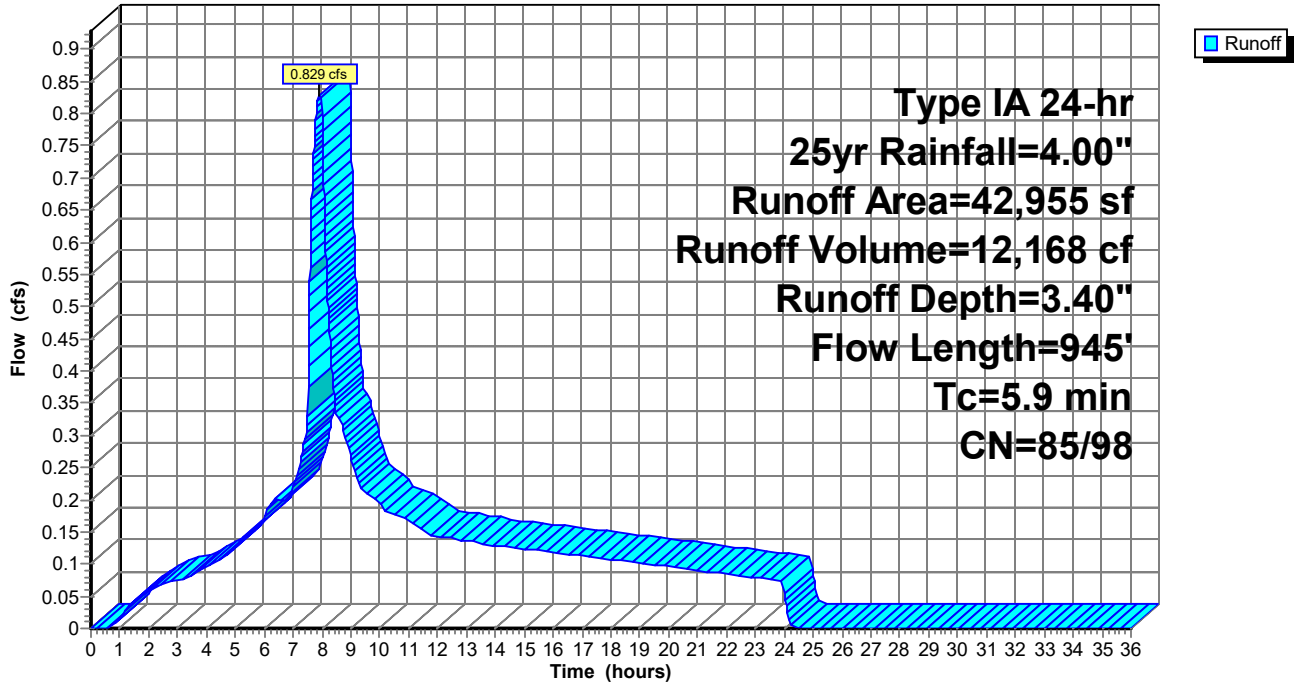
Runoff by SBUH method, Split Pervious/Imperv., Time Span= 0.00-36.00 hrs, dt= 0.01 hrs
 Type IA 24-hr 25yr Rainfall=4.00"

Area (sf)	CN	Description
16,522	98	Paved parking, HSG C
* 3,886	98	Concrete, HSG C
10,530	98	Unconnected roofs, HSG C
5,237	98	Water Surface, 0% imp, HSG C
6,340	74	>75% Grass cover, Good, HSG C
440	96	Gravel surface, HSG C
42,955	94	Weighted Average
12,017	85	27.98% Pervious Area
30,938	98	72.02% Impervious Area

Tc (min)	Length (feet)	Slope (ft/ft)	Velocity (ft/sec)	Capacity (cfs)	Description
0.4	56	0.1000	2.10		Sheet Flow, Roof Smooth surfaces n= 0.011 P2= 2.60"
1.3	77	0.0200	0.99		Shallow Concentrated Flow, Landscape Short Grass Pasture Kv= 7.0 fps
0.1	22	0.0500	4.54		Shallow Concentrated Flow, Pavement Paved Kv= 20.3 fps
4.1	790	0.0050	3.21	2.519	Pipe Channel, 12.0" Round Area= 0.8 sf Perim= 3.1' r= 0.25' n= 0.013 PVC, smooth interior
5.9	945	Total			

Subcatchment 2S: DEVELOPED

Hydrograph



Summary for Reach 2R: OVERFLOW

Inflow Area = 42,955 sf, 72.02% Impervious, Inflow Depth = 0.00" for 25yr event
 Inflow = 0.000 cfs @ 0.00 hrs, Volume= 0 cf
 Outflow = 0.000 cfs @ 0.00 hrs, Volume= 0 cf, Atten= 0%, Lag= 0.0 min

Routing by Dyn-Stor-Ind method, Time Span= 0.00-36.00 hrs, dt= 0.01 hrs
 Max. Velocity= 0.00 fps, Min. Travel Time= 0.0 min
 Avg. Velocity = 0.00 fps, Avg. Travel Time= 0.0 min

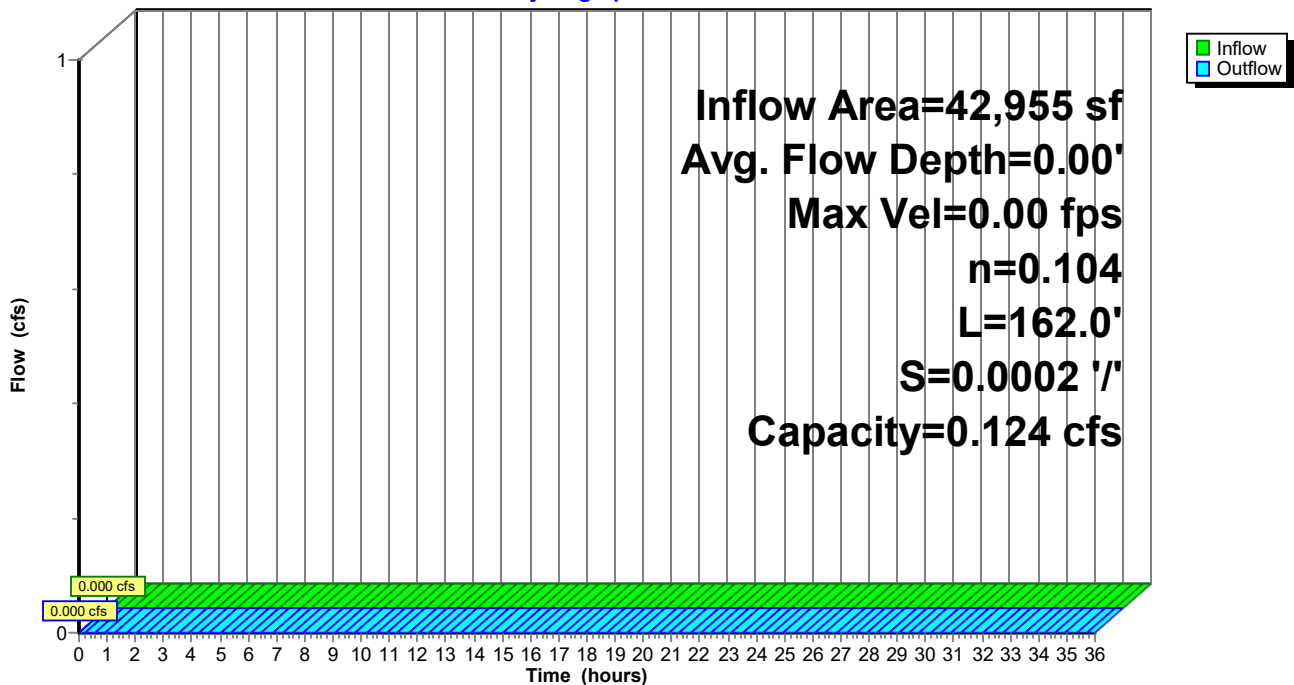
Peak Storage= 0 cf @ 0.00 hrs
 Average Depth at Peak Storage= 0.00'
 Bank-Full Depth= 0.50' Flow Area= 1.3 sf, Capacity= 0.124 cfs

2.00' x 0.50' deep channel, n= 0.104 Riprap, 6-inch
 Side Slope Z-value= 1.0 '/' Top Width= 3.00'
 Length= 162.0' Slope= 0.0002 '/'
 Inlet Invert= 172.94', Outlet Invert= 172.91'



Reach 2R: OVERFLOW

Hydrograph



Summary for Pond 2P: SWALE

Inflow Area = 42,955 sf, 72.02% Impervious, Inflow Depth = 3.40" for 25yr event
 Inflow = 0.829 cfs @ 7.91 hrs, Volume= 12,168 cf
 Outflow = 0.307 cfs @ 8.75 hrs, Volume= 12,169 cf, Atten= 63%, Lag= 50.9 min
 Discarded = 0.307 cfs @ 8.75 hrs, Volume= 12,169 cf
 Primary = 0.000 cfs @ 0.00 hrs, Volume= 0 cf

Routing by Dyn-Stor-Ind method, Time Span= 0.00-36.00 hrs, dt= 0.01 hrs
 Peak Elev= 172.77' @ 8.75 hrs Surf.Area= 3,462 sf Storage= 1,497 cf

Plug-Flow detention time= (not calculated: outflow precedes inflow)
 Center-of-Mass det. time= 30.3 min (712.3 - 681.9)

Volume	Invert	Avail.Storage	Storage Description
#1	171.93'	5,755 cf	4.00'W x 230.00'L x 2.00'H Swale Z=4.0
#2	170.93'	46 cf	4.00'W x 230.00'L x 1.00'H Planting Media 920 cf Overall x 5.0% Voids
		5,801 cf	Total Available Storage

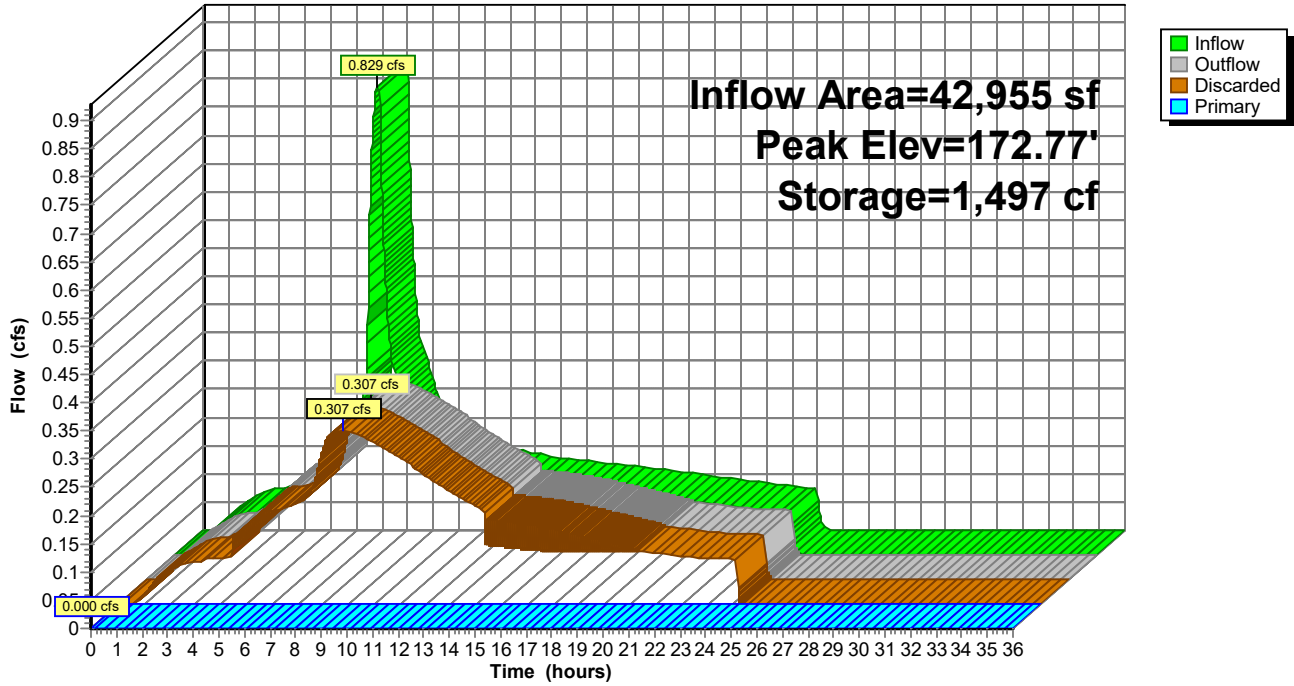
Device	Routing	Invert	Outlet Devices
#1	Primary	172.94'	45.0 deg x 2.0' long x 0.50' rise Sharp-Crested Vee/Trap Weir Cv= 2.56 (C= 3.20)
#2	Discarded	170.93'	3.830 in/hr Exfiltration over Surface area

Discarded OutFlow Max=0.307 cfs @ 8.75 hrs HW=172.77' (Free Discharge)
 ↑2=Exfiltration (Exfiltration Controls 0.307 cfs)

Primary OutFlow Max=0.000 cfs @ 0.00 hrs HW=170.93' TW=172.94' (Dynamic Tailwater)
 ↑1=Sharp-Crested Vee/Trap Weir (Controls 0.000 cfs)

Pond 2P: SWALE

Hydrograph



Summary for Subcatchment 1S: PREDEVELOPED

Runoff = 0.459 cfs @ 8.00 hrs, Volume= 7,731 cf, Depth= 2.16"

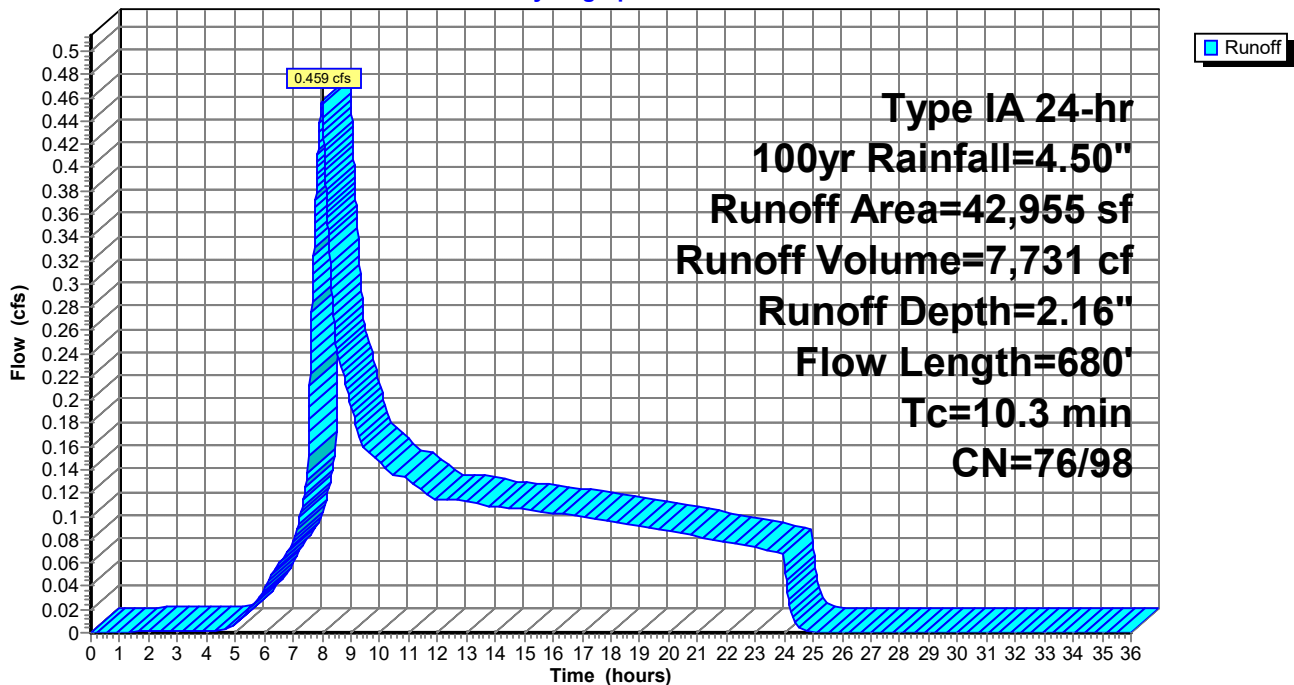
Runoff by SBUH method, Split Pervious/Imperv., Time Span= 0.00-36.00 hrs, dt= 0.01 hrs
Type IA 24-hr 100yr Rainfall=4.50"

Area (sf)	CN	Description
50	98	Paved parking, HSG C
4,727	96	Gravel surface, HSG C
* 550	98	Concrete, HSG C
37,628	74	>75% Grass cover, Good, HSG C
42,955	77	Weighted Average
42,355	76	98.60% Pervious Area
600	98	1.40% Impervious Area

Tc (min)	Length (feet)	Slope (ft/ft)	Velocity (ft/sec)	Capacity (cfs)	Description
0.6	86	0.1000	2.29		Sheet Flow, Roof Smooth surfaces n= 0.011 P2= 2.60"
0.2	31	0.0200	2.28		Shallow Concentrated Flow, Gravel Unpaved Kv= 16.1 fps
9.5	563	0.0200	0.99		Shallow Concentrated Flow, Grass Short Grass Pasture Kv= 7.0 fps
10.3	680	Total			

Subcatchment 1S: PREDEVELOPED

Hydrograph



Summary for Subcatchment 2S: DEVELOPED

Runoff = 0.947 cfs @ 7.91 hrs, Volume= 13,907 cf, Depth= 3.88"

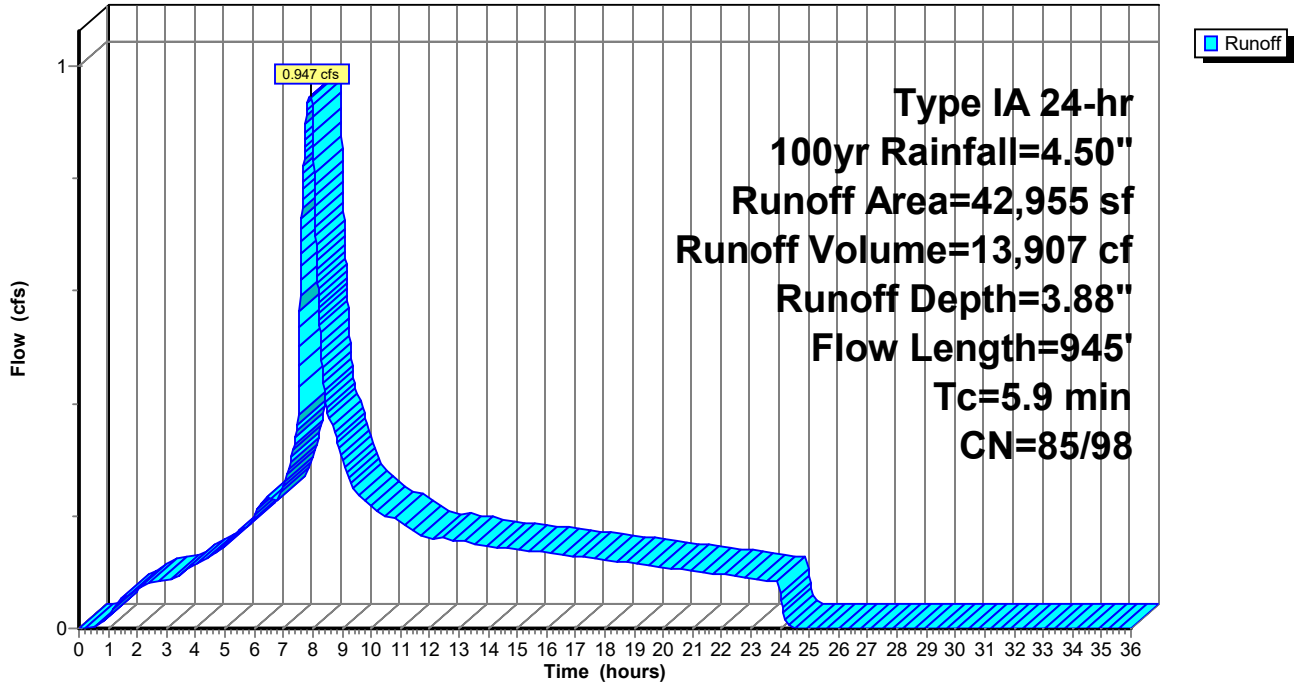
Runoff by SBUH method, Split Pervious/Imperv., Time Span= 0.00-36.00 hrs, dt= 0.01 hrs
Type IA 24-hr 100yr Rainfall=4.50"

Area (sf)	CN	Description
16,522	98	Paved parking, HSG C
* 3,886	98	Concrete, HSG C
10,530	98	Unconnected roofs, HSG C
5,237	98	Water Surface, 0% imp, HSG C
6,340	74	>75% Grass cover, Good, HSG C
440	96	Gravel surface, HSG C
42,955	94	Weighted Average
12,017	85	27.98% Pervious Area
30,938	98	72.02% Impervious Area

Tc (min)	Length (feet)	Slope (ft/ft)	Velocity (ft/sec)	Capacity (cfs)	Description
0.4	56	0.1000	2.10		Sheet Flow, Roof Smooth surfaces n= 0.011 P2= 2.60"
1.3	77	0.0200	0.99		Shallow Concentrated Flow, Landscape Short Grass Pasture Kv= 7.0 fps
0.1	22	0.0500	4.54		Shallow Concentrated Flow, Pavement Paved Kv= 20.3 fps
4.1	790	0.0050	3.21	2.519	Pipe Channel, 12.0" Round Area= 0.8 sf Perim= 3.1' r= 0.25' n= 0.013 PVC, smooth interior
5.9	945	Total			

Subcatchment 2S: DEVELOPED

Hydrograph



Summary for Reach 2R: OVERFLOW

Inflow Area = 42,955 sf, 72.02% Impervious, Inflow Depth = 0.00" for 100yr event
 Inflow = 0.000 cfs @ 0.00 hrs, Volume= 0 cf
 Outflow = 0.000 cfs @ 0.00 hrs, Volume= 0 cf, Atten= 0%, Lag= 0.0 min

Routing by Dyn-Stor-Ind method, Time Span= 0.00-36.00 hrs, dt= 0.01 hrs
 Max. Velocity= 0.00 fps, Min. Travel Time= 0.0 min
 Avg. Velocity = 0.00 fps, Avg. Travel Time= 0.0 min

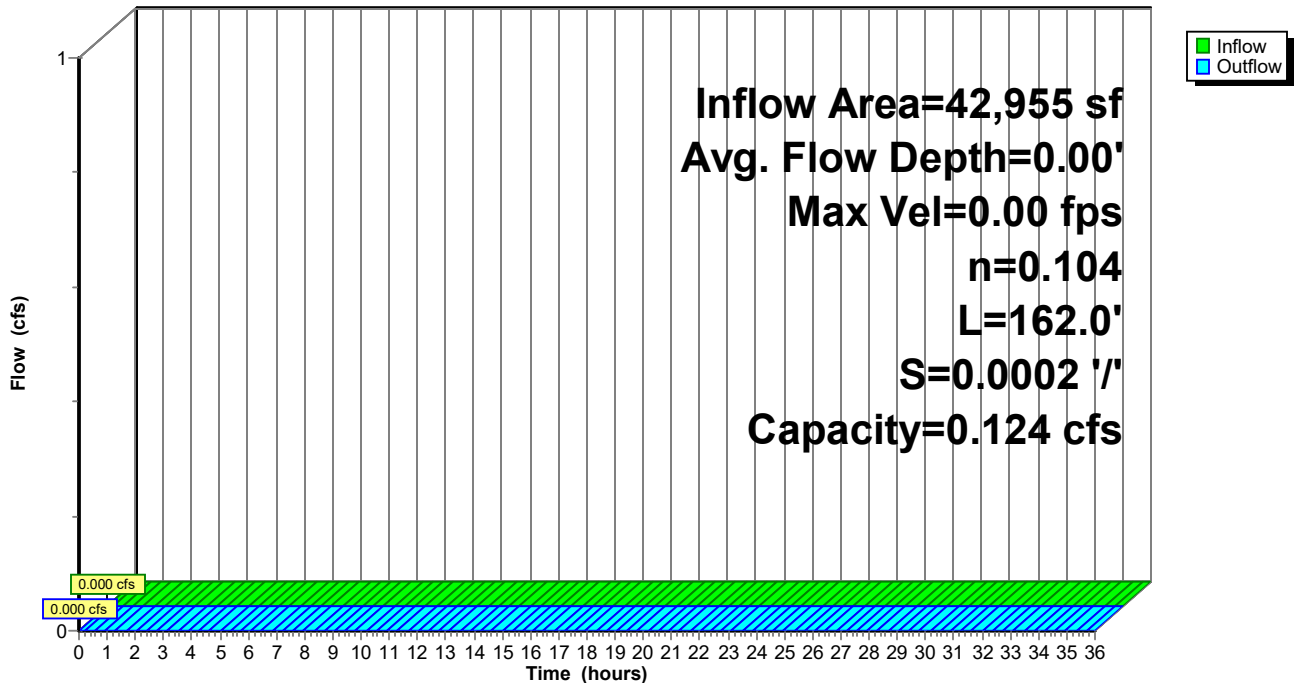
Peak Storage= 0 cf @ 0.00 hrs
 Average Depth at Peak Storage= 0.00'
 Bank-Full Depth= 0.50' Flow Area= 1.3 sf, Capacity= 0.124 cfs

2.00' x 0.50' deep channel, n= 0.104 Riprap, 6-inch
 Side Slope Z-value= 1.0 '/' Top Width= 3.00'
 Length= 162.0' Slope= 0.0002 '/'
 Inlet Invert= 172.94', Outlet Invert= 172.91'



Reach 2R: OVERFLOW

Hydrograph



Summary for Pond 2P: SWALE

Inflow Area = 42,955 sf, 72.02% Impervious, Inflow Depth = 3.88" for 100yr event
 Inflow = 0.947 cfs @ 7.91 hrs, Volume= 13,907 cf
 Outflow = 0.333 cfs @ 8.84 hrs, Volume= 13,907 cf, Atten= 65%, Lag= 56.2 min
 Discarded = 0.333 cfs @ 8.84 hrs, Volume= 13,907 cf
 Primary = 0.000 cfs @ 0.00 hrs, Volume= 0 cf

Routing by Dyn-Stor-Ind method, Time Span= 0.00-36.00 hrs, dt= 0.01 hrs
 Peak Elev= 172.92' @ 8.84 hrs Surf.Area= 3,755 sf Storage= 1,893 cf

Plug-Flow detention time= (not calculated: outflow precedes inflow)
 Center-of-Mass det. time= 38.0 min (716.6 - 678.6)

Volume	Invert	Avail.Storage	Storage Description
#1	171.93'	5,755 cf	4.00'W x 230.00'L x 2.00'H Swale Z=4.0
#2	170.93'	46 cf	4.00'W x 230.00'L x 1.00'H Planting Media 920 cf Overall x 5.0% Voids
		5,801 cf	Total Available Storage

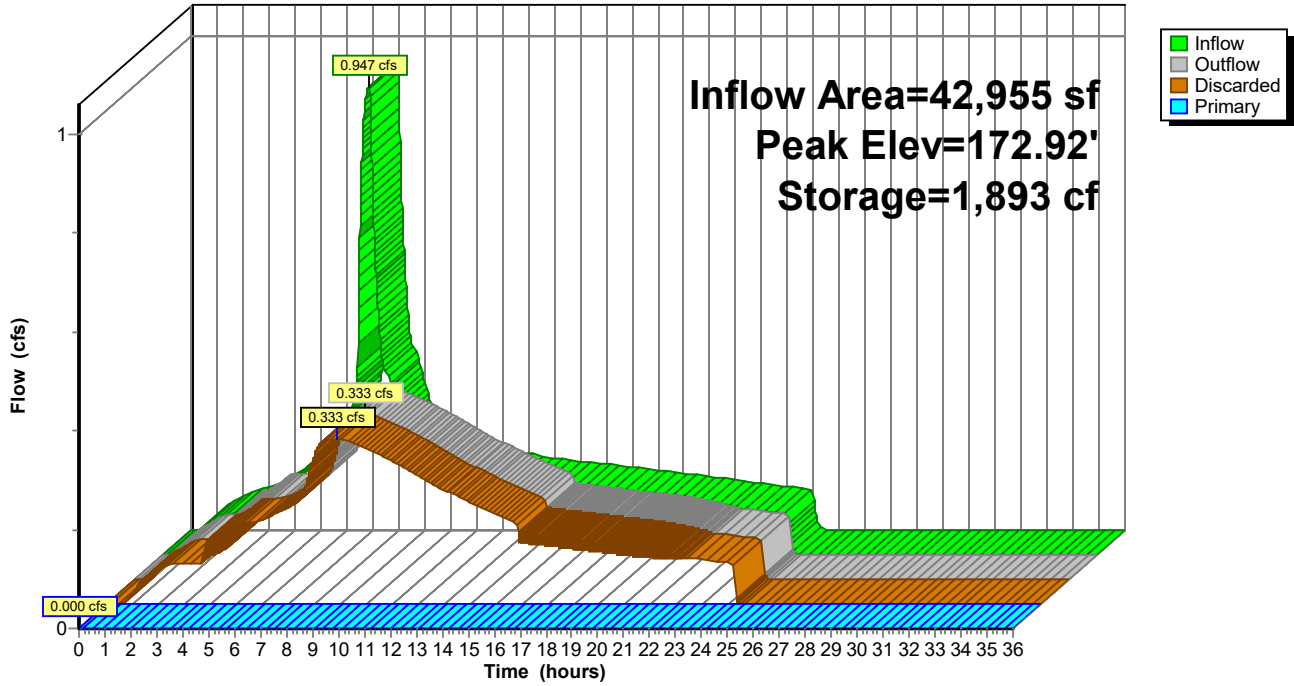
Device	Routing	Invert	Outlet Devices
#1	Primary	172.94'	45.0 deg x 2.0' long x 0.50' rise Sharp-Crested Vee/Trap Weir Cv= 2.56 (C= 3.20)
#2	Discarded	170.93'	3.830 in/hr Exfiltration over Surface area

Discarded OutFlow Max=0.333 cfs @ 8.84 hrs HW=172.92' (Free Discharge)
 ↑**2=Exfiltration** (Exfiltration Controls 0.333 cfs)

Primary OutFlow Max=0.000 cfs @ 0.00 hrs HW=170.93' TW=172.94' (Dynamic Tailwater)
 ↑**1=Sharp-Crested Vee/Trap Weir** (Controls 0.000 cfs)

Pond 2P: SWALE

Hydrograph



Summary for Subcatchment 1S: PREDEVELOPED

Runoff = 0.004 cfs @ 20.93 hrs, Volume= 175 cf, Depth= 0.05"

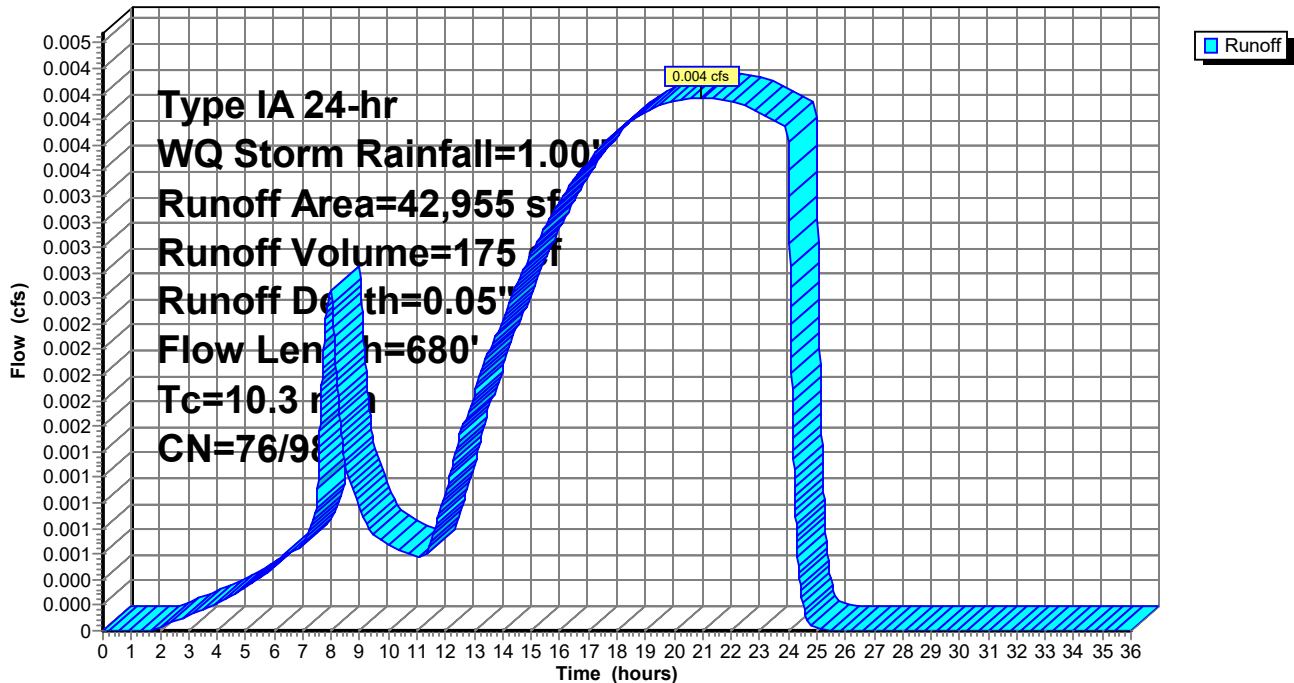
Runoff by SBUH method, Split Pervious/Imperv., Time Span= 0.00-36.00 hrs, dt= 0.01 hrs
Type IA 24-hr WQ Storm Rainfall=1.00"

Area (sf)	CN	Description
50	98	Paved parking, HSG C
4,727	96	Gravel surface, HSG C
* 550	98	Concrete, HSG C
37,628	74	>75% Grass cover, Good, HSG C
42,955	77	Weighted Average
42,355	76	98.60% Pervious Area
600	98	1.40% Impervious Area

Tc (min)	Length (feet)	Slope (ft/ft)	Velocity (ft/sec)	Capacity (cfs)	Description
0.6	86	0.1000	2.29		Sheet Flow, Roof Smooth surfaces n= 0.011 P2= 2.60"
0.2	31	0.0200	2.28		Shallow Concentrated Flow, Gravel Unpaved Kv= 16.1 fps
9.5	563	0.0200	0.99		Shallow Concentrated Flow, Grass Short Grass Pasture Kv= 7.0 fps
10.3	680	Total			

Subcatchment 1S: PREDEVELOPED

Hydrograph



Summary for Subcatchment 2S: DEVELOPED

Runoff = 0.147 cfs @ 7.94 hrs, Volume= 2,213 cf, Depth= 0.62"

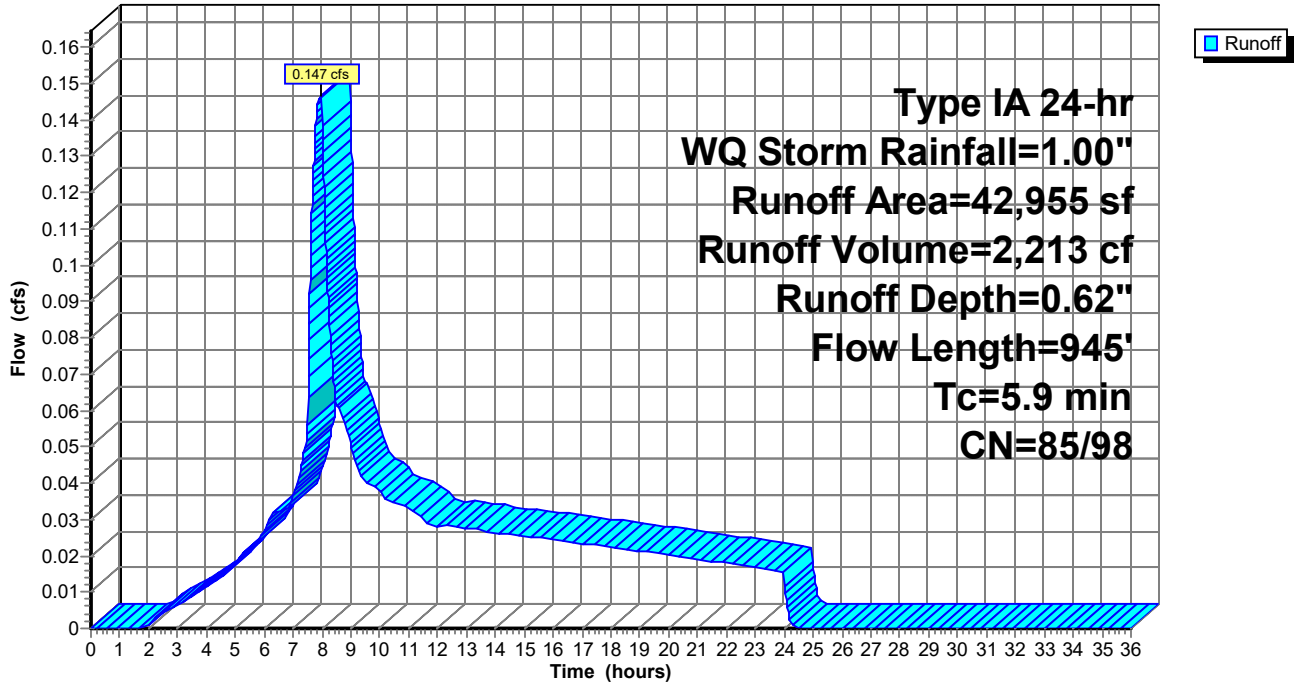
Runoff by SBUH method, Split Pervious/Imperv., Time Span= 0.00-36.00 hrs, dt= 0.01 hrs
 Type IA 24-hr WQ Storm Rainfall=1.00"

Area (sf)	CN	Description
16,522	98	Paved parking, HSG C
* 3,886	98	Concrete, HSG C
10,530	98	Unconnected roofs, HSG C
5,237	98	Water Surface, 0% imp, HSG C
6,340	74	>75% Grass cover, Good, HSG C
440	96	Gravel surface, HSG C
42,955	94	Weighted Average
12,017	85	27.98% Pervious Area
30,938	98	72.02% Impervious Area

Tc (min)	Length (feet)	Slope (ft/ft)	Velocity (ft/sec)	Capacity (cfs)	Description
0.4	56	0.1000	2.10		Sheet Flow, Roof Smooth surfaces n= 0.011 P2= 2.60"
1.3	77	0.0200	0.99		Shallow Concentrated Flow, Landscape Short Grass Pasture Kv= 7.0 fps
0.1	22	0.0500	4.54		Shallow Concentrated Flow, Pavement Paved Kv= 20.3 fps
4.1	790	0.0050	3.21	2.519	Pipe Channel, 12.0" Round Area= 0.8 sf Perim= 3.1' r= 0.25' n= 0.013 PVC, smooth interior
5.9	945	Total			

Subcatchment 2S: DEVELOPED

Hydrograph



Summary for Reach 2R: OVERFLOW

Inflow Area = 42,955 sf, 72.02% Impervious, Inflow Depth = 0.00" for WQ Storm event
 Inflow = 0.000 cfs @ 0.00 hrs, Volume= 0 cf
 Outflow = 0.000 cfs @ 0.00 hrs, Volume= 0 cf, Atten= 0%, Lag= 0.0 min

Routing by Dyn-Stor-Ind method, Time Span= 0.00-36.00 hrs, dt= 0.01 hrs
 Max. Velocity= 0.00 fps, Min. Travel Time= 0.0 min
 Avg. Velocity = 0.00 fps, Avg. Travel Time= 0.0 min

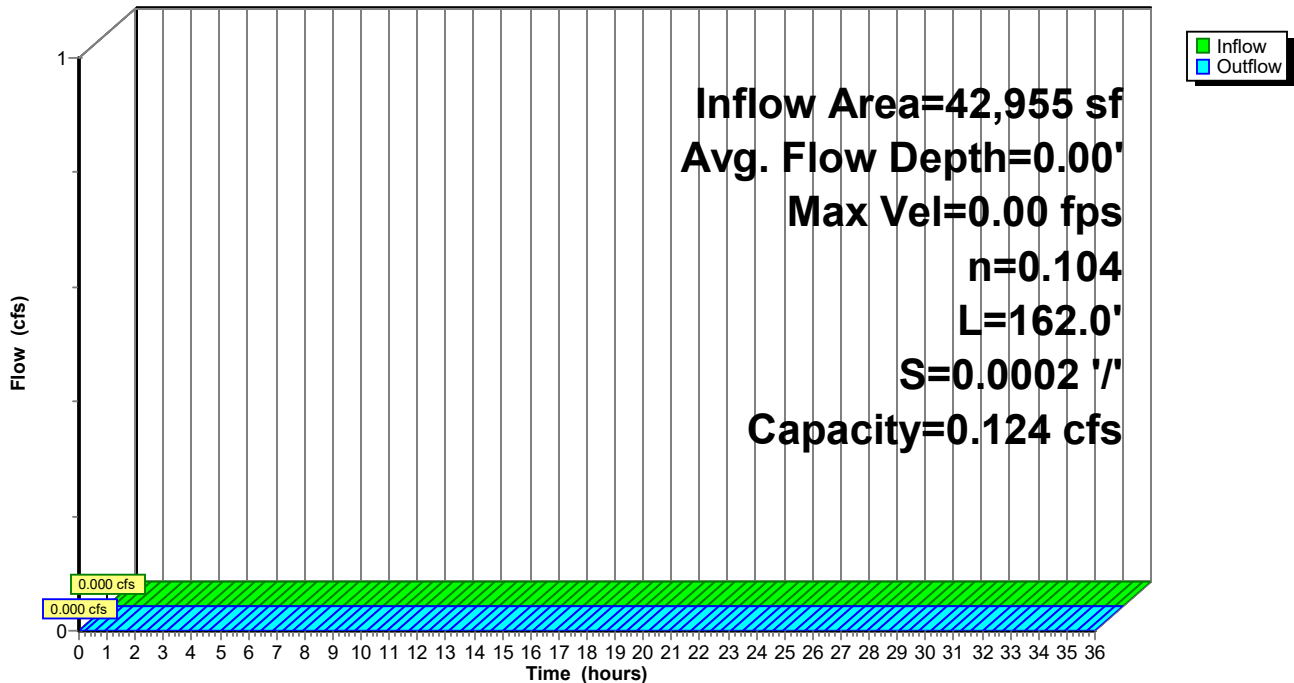
Peak Storage= 0 cf @ 0.00 hrs
 Average Depth at Peak Storage= 0.00'
 Bank-Full Depth= 0.50' Flow Area= 1.3 sf, Capacity= 0.124 cfs

2.00' x 0.50' deep channel, n= 0.104 Riprap, 6-inch
 Side Slope Z-value= 1.0 '/' Top Width= 3.00'
 Length= 162.0' Slope= 0.0002 '/'
 Inlet Invert= 172.94', Outlet Invert= 172.91'



Reach 2R: OVERFLOW

Hydrograph



Summary for Pond 2P: SWALE

Inflow Area = 42,955 sf, 72.02% Impervious, Inflow Depth = 0.62" for WQ Storm event
 Inflow = 0.147 cfs @ 7.94 hrs, Volume= 2,213 cf
 Outflow = 0.148 cfs @ 7.93 hrs, Volume= 2,213 cf, Atten= 0%, Lag= 0.0 min
 Discarded = 0.148 cfs @ 7.93 hrs, Volume= 2,213 cf
 Primary = 0.000 cfs @ 0.00 hrs, Volume= 0 cf

Routing by Dyn-Stor-Ind method, Time Span= 0.00-36.00 hrs, dt= 0.01 hrs
 Peak Elev= 171.93' @ 7.87 hrs Surf.Area= 1,840 sf Storage= 46 cf

Plug-Flow detention time= (not calculated: outflow precedes inflow)
 Center-of-Mass det. time= 1.2 min (733.0 - 731.9)

Volume	Invert	Avail.Storage	Storage Description
#1	171.93'	5,755 cf	4.00'W x 230.00'L x 2.00'H Swale Z=4.0
#2	170.93'	46 cf	4.00'W x 230.00'L x 1.00'H Planting Media 920 cf Overall x 5.0% Voids
		5,801 cf	Total Available Storage

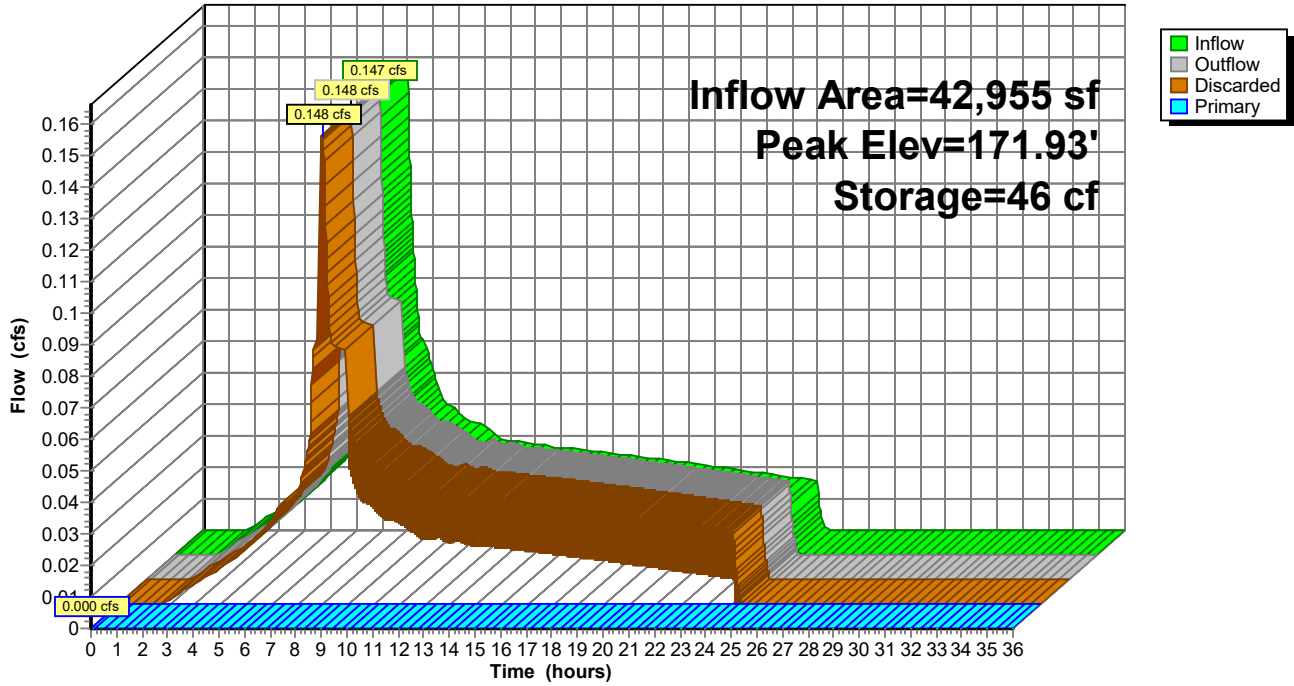
Device	Routing	Invert	Outlet Devices
#1	Primary	172.94'	45.0 deg x 2.0' long x 0.50' rise Sharp-Crested Vee/Trap Weir Cv= 2.56 (C= 3.20)
#2	Discarded	170.93'	3.830 in/hr Exfiltration over Surface area

Discarded OutFlow Max=0.163 cfs @ 7.93 hrs HW=171.93' (Free Discharge)
 ↑**2=Exfiltration** (Exfiltration Controls 0.163 cfs)

Primary OutFlow Max=0.000 cfs @ 0.00 hrs HW=170.93' TW=172.94' (Dynamic Tailwater)
 ↑**1=Sharp-Crested Vee/Trap Weir** (Controls 0.000 cfs)

Pond 2P: SWALE

Hydrograph



END ATTACHMENT A

ATTACHMENT B (1/2)



501 E First Street
Newberg, Oregon 97132
Ph. 503-554-9553 | Fax 503-537-9554

MEMORANDUM

Date: **January 26, 2023**
To: **To Whom This May Concern**
From: **Andrey Chenishov, PE**
RE: **A.R.E. Manufacturing: Infiltration Test**

Project Number: **2022-008**

Performed by: Andrew Bates, PE

Test Location: Tax Lots 3800 & 3801, Newberg, 97132 OR (see Figure 1 for Test Pit Locations)

Depth of Infiltration Test: 30" Below Ground Surface (BGS)

Test Method: Falling Head Infiltration Test

Test Notes: Tests performed in grassy field east end of existing building and parking lot. Two test pits were dug using a skid-steer excavator to approximately 30" depth. Soil was firm and held the bladed cut of an excavator. Test Pit #2 had some organic material present at the test depth (roots). The test pits were approximately 1.5 x 5 feet in area in 2.5 feet deep. Beginning at 9:22 AM the test pits was wetted and filled to approximately 6" below the brim by 9:35 AM. The test pits were kept filled at that level for approximately a half hour when the testing period began at 10:00 AM. The testing period concluded at 1:01 PM.

Time	Lapse (HR)	Test Pit #1 Level	Test Pit #2 Level	Test Pit #1 Drop (ft)	Test Pit #2 Drop (ft)	Infiltration Rates (in/hr)
10:00 AM		1.65				
10:04 AM			1.85			
10:33 AM	0.550	0.9		0.75		16.4
10:35 AM	0.517		1.5		0.35	8.1
10:43 AM		1.55				
10:47 AM			1.7			
11:15 AM	0.533	1		0.55		12.4
11:16 AM	0.483		1.4		0.3	7.4
11:23 AM		1.7				
11:28 AM			1.75			
12:03 PM	0.667	0.9		0.8		14.4
12:05 PM	0.617		1.3		0.45	8.8
12:12 PM		1.7				
12:17 PM			1.75			
12:59 PM	0.783	0.7		1		15.3
1:01 PM	0.733		1.2		0.55	9.0

Results:

Average Raw Rate = 11.47 in/hr

Factored Infiltration Rate (33%) = $11.47/3 = \underline{3.83 \text{ in/hr}}$



Figure 1. Test Pit Locations

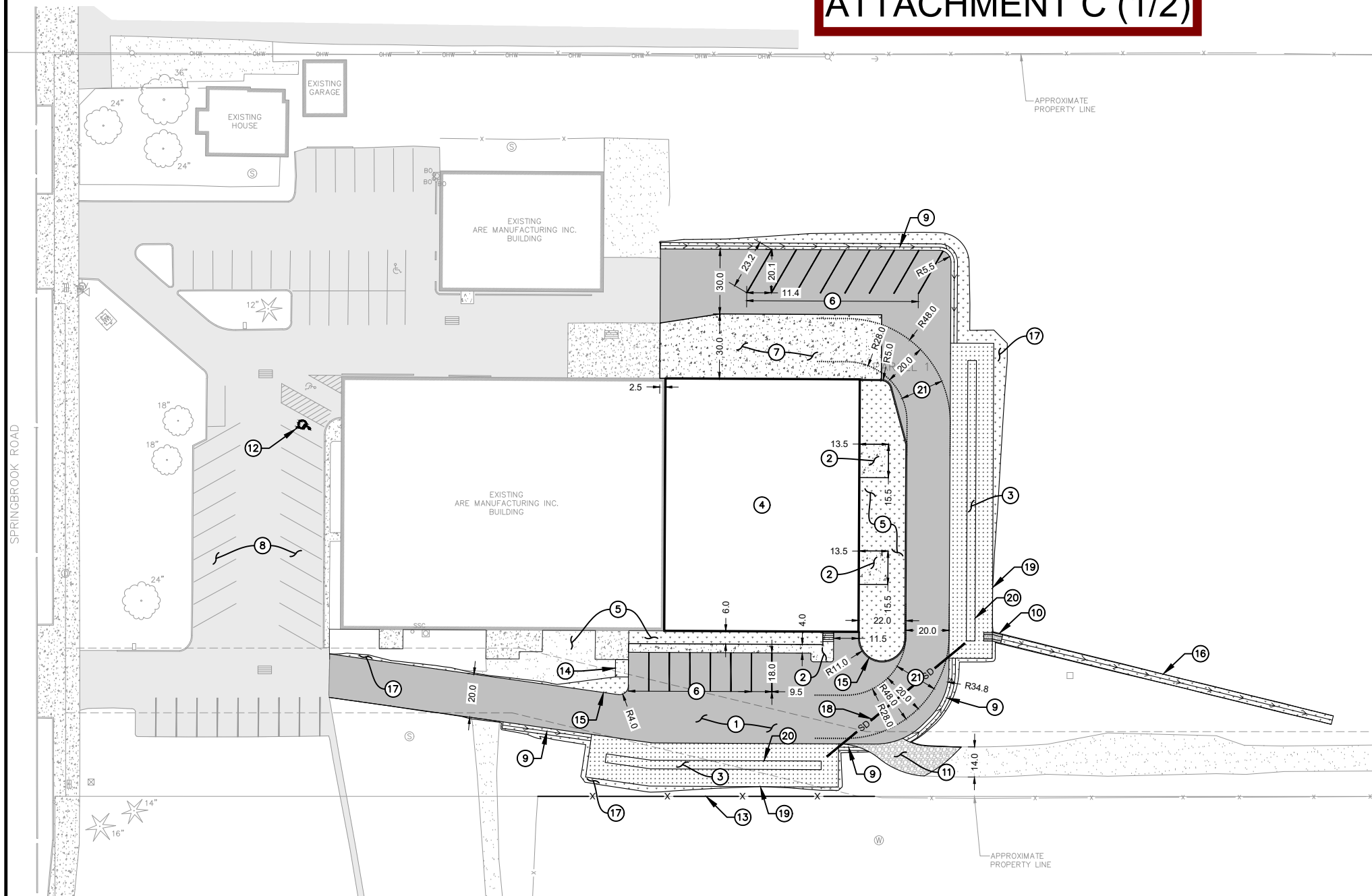


Figure 2. Test Pit #1



Figure 3. Test Pit #2

ATTACHMENT C (1/2)

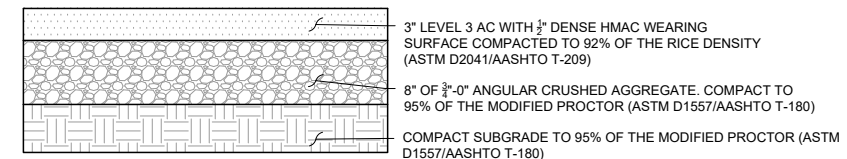


SITE PLAN

1" = 30'

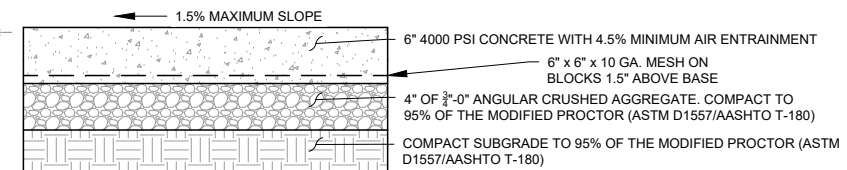
ⓧ SITE + UTILITY PLAN KEY NOTES

1. INSTALL ASPHALT PER ASPHALT CROSS SECTION DETAIL LOCATED ON THIS SHEET
2. INSTALL CONCRETE PER STANDARD CONCRETE CROSS SECTION DETAIL LOCATED ON THIS SHEET. SEE SHEETS C5 THROUGH C7 FOR DETAILED GRADING
3. INSTALL 2' DEEP SWALE WITH 4.0' WIDE BASE AND 4:1 MOW-ABLE SIDE SLOPES PER CITY OF NEWBERG DETAIL 460. SEE LANDSCAPING PLANS BY OTHERS FOR PLANTING SCHEDULE. CONTRACTOR TO BRING GRASS TO FULL FRUITION AS CONDITION OF PROJECT COMPLETION. SEE SHEET C5 FOR GRADING.
4. PROPOSED BUILDING EXTENSION. SEE ARCHITECTURAL AND STRUCTURAL PLANS BY OTHERS.
5. SEE LANDSCAPING PLANS BY OTHERS
6. 14 TOTAL NEW PARKING STALLS. STRIPE WITH 4" WIDE YELLOW, WATER BASED ACRYLIC PAINT.
7. INSTALL CONCRETE PER TRAFFICKED CONCRETE CROSS SECTION DETAIL LOCATED ON THIS SHEET
8. 53 EXISTING PARKING STALLS TO REMAIN (TYP)
9. DRAINAGE DEPRESSION TO SWALE
10. EMBEDDED RIP-RAP OVERFLOW CHANNEL FOR SWALE PER RIP-RAP CROSS SECTION DETAIL ON THIS SHEET AND CITY OF NEWBERG DETAIL 422. CHANNEL SERVES AS SPILLWAY FOR 50- AND 100-YEAR EVENTS.
11. ADJUST GRAVEL DRIVEWAY TO TRANSITION INTO NEW PARKING LOT
12. STRIPE NEW ADA STALL PER OREGON TRANSPORTATION COMMISSION STANDARDS FOR ACCESSIBLE PARKING PLACES FIGURE 6
13. RELOCATED EXISTING FENCE
14. INSTALL 8.0' x 6.0' CONCRETE PAD PER STANDARD CONCRETE SECTION DETAIL ON THIS SHEET. INSTALL SIX STALL BICYCLE RACK ON CONCRETE PAD. SEE SHEET C5 FOR DETAILED GRADING.
15. CONSTRUCT CURB AROUND EASTERN AND SOUTHERN LANDSCAPE ISLAND PER MODIFIED CITY OF NEWBERG DETAIL 502 ON SHEET C9
16. GRASSED DITCH TO FIELD. DITCH DIMENSIONS TO MATCH RIP RAP OVERFLOW CROSS SECTION DETAILED ON THIS SHEET.
17. DAYLIGHT AT 4:1 OUTSIDE OF DITCHES, DEPRESSIONS AND SWALES TO EXISTING GRADE (TYP)
18. INSTALL 83 LF 8" CLASS 52 DUCTILE IRON SWALE CONNECTOR PIPE. IE = 172.21, S=0.00%. PIPE SECTION IS PARTIALLY LOCATED IN 3/4"-0" GRAVEL FOR ASPHALT SECTION. CONTRACTOR TO PROTECT AND PRESERVE PIPE AFTER INSTALLATION FROM VEHICLE TRAFFIC DURING CONSTRUCTION UNTIL SUCH A POINT THAT THE PIPE HAS BEEN PAVED OVER.
19. TOP OF SWALE
20. BOTTOM OF SWALE
21. FIRE TRUCK TURNING PATH



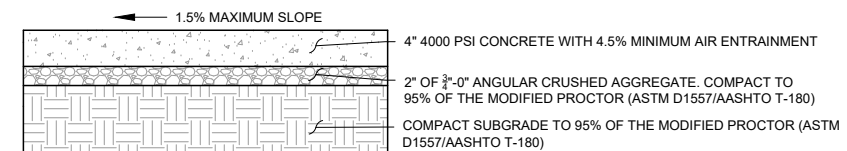
ASPHALT CROSS SECTION

1. DESIGNED TO MEET FIRE TRUCK LOAD OF 12,500 POUNDS OF POINT LOAD (WHEEL LOAD) AND 75,000 LB LIVE LOAD (GROSS VEHICLE WEIGHT).

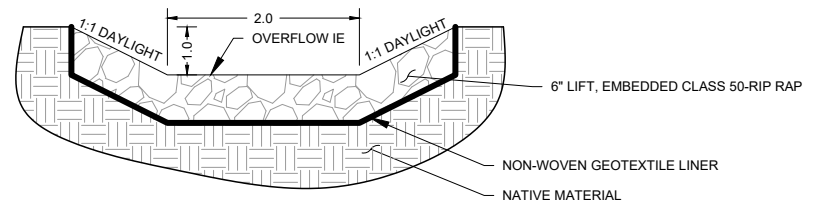


TRAFFICKED CONCRETE SECTION

1. DESIGNED TO MEET FIRE TRUCK LOAD OF 12,500 POUNDS OF POINT LOAD (WHEEL LOAD) AND 75,000 LB LIVE LOAD (GROSS VEHICLE WEIGHT).



STANDARD CONCRETE SECTION



RIP-RAP OVERFLOW CROSS SECTION




H B H
 CONSULTING ENGINEERS
 501 E First Street
 Newberg, Oregon 97132
 503/537-9554
 fax 503/537-9554
 email: mail@hbh-engineers.com

REV.	DATE	DESCRIPTION

IF THIS LINE IS NOT 1/8" INCH SCALE IS NOT AS SHOWN

ALVIN ELBERT
 518 S SPRINGBROOK ROAD
A.R.E. MANUFACTURING EXPANSION
 NE AARON DRIVE + NE DUNN PLACE
SITE + UTILITY PLAN

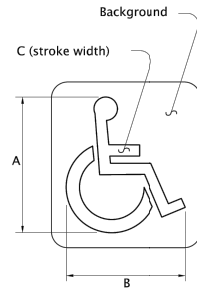
4/30/2023
 2022-008



ATTACHMENT C (2/2)

OREGON TRANSPORTATION COMMISSION
Standards for Accessible Parking Places
August 2018

PAVEMENT MARKING STENCIL



Pavement Marking Background: Optional: Blue, Retroreflective
Pavement Marking Stencil: White, Retroreflective

LEGEND	DIMENSIONS (INCHES)						
	A	B	C	D	E	F	G
MINIMUM	28	24	3				
STANDARD	41	36	4				

The pavement marking stencil shall be used to designate an accessible parking area reserved for vehicles with DMV permits.

Figure 6

RIPRAP:

- ROCK FOR RIPRAP SHALL BE ANGULAR IN SHAPE.
- THICKNESS OF A SINGLE ROCK SHALL NOT BE LESS THAN ONE-THIRD ITS LENGTH.

RIPRAP INSTALLATION:

- EXCAVATE BELOW FINISH GRADE TO DEPTH & DIMENSIONS SHOWN ON APPROVED PLANS.
- INSTALL WOVEN GEOTEXTILE FABRIC.
- PLACE RIP RAP TO FINISH GRADE.

- GRADE RIPRAP SHALL BE THE CLASS AND SIZE OF ROCK ACCORDING TO THE FOLLOWING:

CLASS	CLASS	CLASS	CLASS	CLASS	PERCENT (BY WEIGHT)
50	100	200	700	2000	
WEIGHT OF ROCK (LBS)					
50-30	100-60	200-140	700-500	2000-1400	20
30-15	60-25	140-80	500-200	1400-700	30
15-2	25-2	80-8	200-20	700-40	40
2-0	2-0	8-0	20-0	40-0	10

City of Newberg
PUBLIC WORKS ENGINEERING DIVISION
414 E. FIRST STREET NEWBERG, OR 97132
PHONE: 503-537-1240
FAX: 503-537-1277

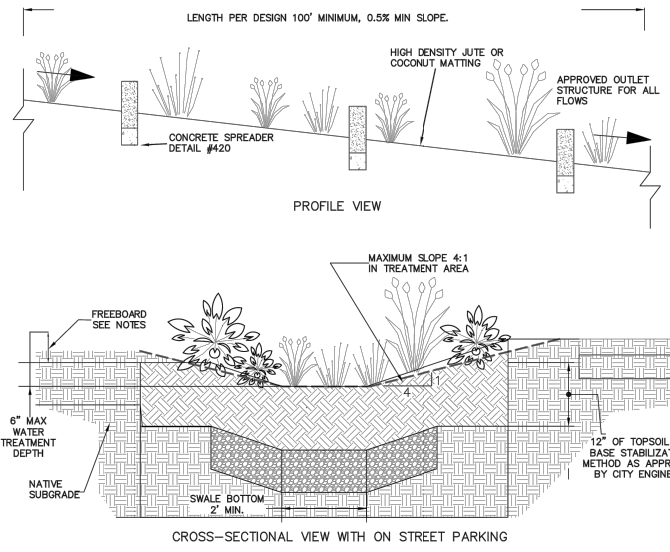
REVISIONS:	
SCALE:	N.T.S.
DATE:	MARCH 2014
APPROVED BY:	JAY H.
STANDARD DRAWING:	422

RIPRAP

City of Newberg
PUBLIC WORKS ENGINEERING DIVISION
414 E. FIRST STREET NEWBERG, OR 97132
PHONE: 503-537-1240
FAX: 503-537-1277

REVISIONS:	
SCALE:	N.T.S.
DATE:	MARCH 2014
APPROVED BY:	JAY H.
STANDARD DRAWING:	460

VEGETATED SWALE



HYDRAULIC DESIGN CRITERIA:

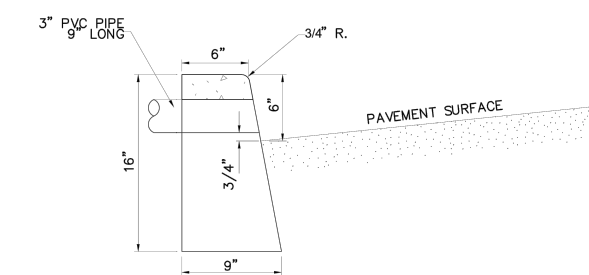
- DESIGN FLOW: WATER QUALITY FLOW
- MIN. HYDRAULIC RESIDENCE TIME: 9 MINUTES
- MAXIMUM WATER DESIGN DEPTH: 0.5 FEET
- MINIMUM FREE BOARD: 1.0 FOOT (FOR FACILITIES NOT PROTECTED FROM HIGH FLOWS)
- MANNING "n" VALUE: 0.24
- MAXIMUM VELOCITY: 2.0 FPS BASED ON 25-YEAR FLOW

FACILITY DESIGN CRITERIA:

- UP UNTIL THE MAX WATER SURFACE, INTERIOR SIDE SLOPES, MAX SLOPE IS 4H:1V
- ABOVE MAX WATER SURFACE, INTERIOR SIDE SLOPES, MAX SLOPE IS 2H:1V
- IF INTERIOR SIDE SLOPES MUST BE MOWED SIDE SLOPE THEN THE MAX SLOPE IS 4H:1V
- EXTERIOR SIDE SLOPES MAX 2H:1V
- MINIMUM FREEBOARD 1 FOOT FROM 25 YEAR DESIGN WATER SURFACE ELEVATION
- PROVIDE AN ENERGY DISSIPATER AT THE ENTRANCE OF SWALE, WITH A MINIMUM LENGTH OF 4 FEET. IT WILL BE DESIGNED TO REDUCE VELOCITIES AND SPREAD THE FLOW ACROSS THE TREATMENT CROSS SECTION.

FACILITY DESIGN CRITERIA:

- THE USE OF INTERMEDIATE FLOW SPREADERS IS REQUIRED, SPACING FOR CONCRETE SPREADERS TO BE DETERMINED BY DESIGN ENGINEER.
- EXTEND RIVER ROCK, TOPSOIL, AND HIGH DENSITY JUTE OR COCONUT MATTING TO TOP OF TREATMENT AREA (OR NOW LEVEL). EXTEND TOPSOIL AND LOW DENSITY JUTE MATTING TO THE EDGE OF WATER QUALITY TRACT.
- WHERE SWALES WRAP 180-DEGREES FORMING PARALLEL CHANNELS, FREEBOARD SHALL BE PROVIDED BETWEEN EACH OF THE PARALLEL CHANNELS. A 1 FOOT WALL ABOVE GROUND SURFACE MAY ALSO BE USED. ALTERNATIVE: A SOIL BASED BERM WITH A MIN. TOP WIDTH OF 1 FOOT & MAX 2.5H:1V SIDE SLOPES MAY BE USED.
- WHERE SWALES ARE DESIGNED WITH DITCH INLETS & OUTLET STRUCTURES & DESIGN OF MAINTENANCE ACCESS TO SUCH STRUCTURES MAY BE DIFFICULT DUE TO SWALE LOCATION, SWALES MAYBE DESIGNED AS FLOW THROUGH FACILITIES WITH UNSUMPTED STRUCTURES. MAINTENANCE ACCESS TO STRUCTURE END OF THE FACILITY IS REQUIRED.



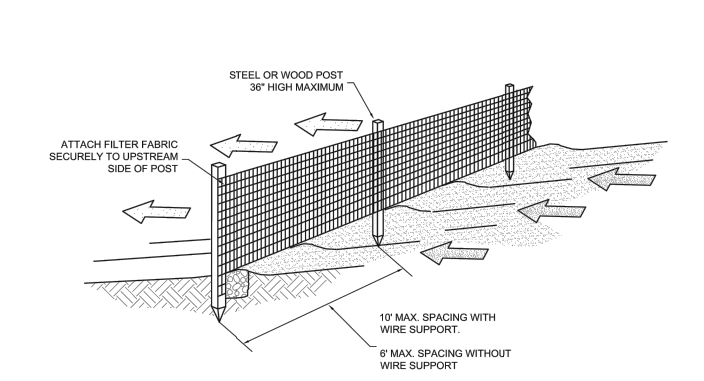
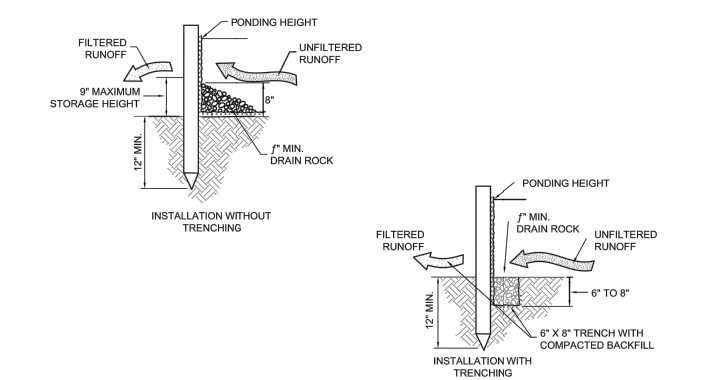
NOTES:

- CONCRETE SHALL HAVE STRENGTH OF 3300 P.S.I. AT 28 DAYS.
- TRANSVERSE CONTRACTION JOINTS - MAKE 1/8" x 1 1/2" DEEP CUT SPACED AT 15' INTERVALS.
- THIS TYPE OF CURB TO BE USED ONLY WHERE SPECIFIED.
- APPLY CURING COMPOUND (PETROLEUM BASE) TO FRESH CONCRETE TO RETAIN MOISTURE.
- CURB TO BE BEDDED ON A FOUR INCH LIFT OF 3/4" COMPACTED TO 95% OF THE MODIFIED PROCTOR (ASTM D 1557/AASHTO T-180)

MODIFIED
CURB - TYPE "C"

City of Newberg
PUBLIC WORKS ENGINEERING DIVISION
414 E. FIRST STREET NEWBERG, OR 97132
PHONE: 503-537-1240
FAX: 503-537-1277

REVISIONS:	05/05/2015 - ASH
SCALE:	N.T.S.
DATE:	May 2015
APPROVED BY:	K. Hofmann
STANDARD DRAWING:	502



City of Newberg
PUBLIC WORKS ENGINEERING DIVISION
414 E. FIRST STREET NEWBERG, OR 97132
PHONE: 503-537-1240
FAX: 503-537-1277

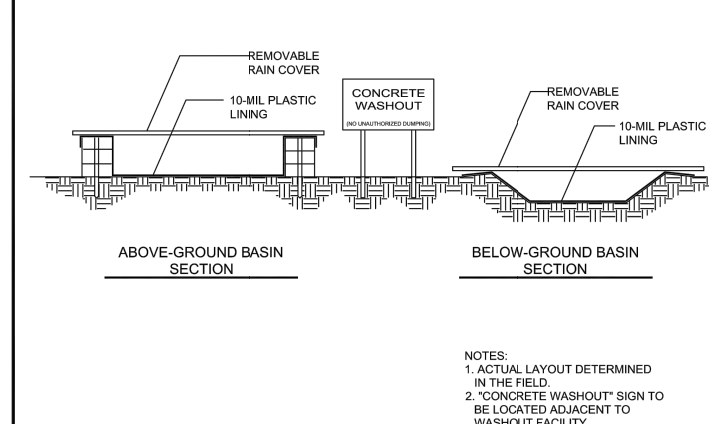
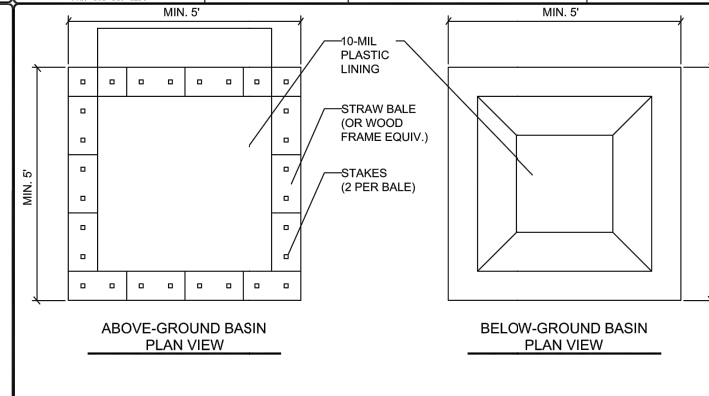
REVISIONS:	
SCALE:	N.T.S.
DATE:	MAY 2007
APPROVED BY:	D. DANICIC
STANDARD DRAWING:	602

SILT FENCE

City of Newberg
PUBLIC WORKS ENGINEERING DIVISION
414 E. FIRST STREET NEWBERG, OR 97132
PHONE: 503-537-1240
FAX: 503-537-1277

REVISIONS:	NA
SCALE:	N.T.S.
DATE:	01/10/2014
APPROVED BY:	
STANDARD DRAWING:	607

CONCRETE WASTE MANAGEMENT



- NOTES:
- ACTUAL LAYOUT DETERMINED IN THE FIELD.
 - "CONCRETE WASHOUT" SIGN TO BE LOCATED ADJACENT TO WASHOUT FACILITY.
 - REMOVABLE RAIN COVER REQUIRED DURING WET WEATHER SEASON.

City of Newberg
PUBLIC WORKS ENGINEERING DIVISION
414 E. FIRST STREET NEWBERG, OR 97132
PHONE: 503-537-1240
FAX: 503-537-1277

REVISIONS:	
SCALE:	N.T.S.
DATE:	01/10/2014
APPROVED BY:	
STANDARD DRAWING:	607



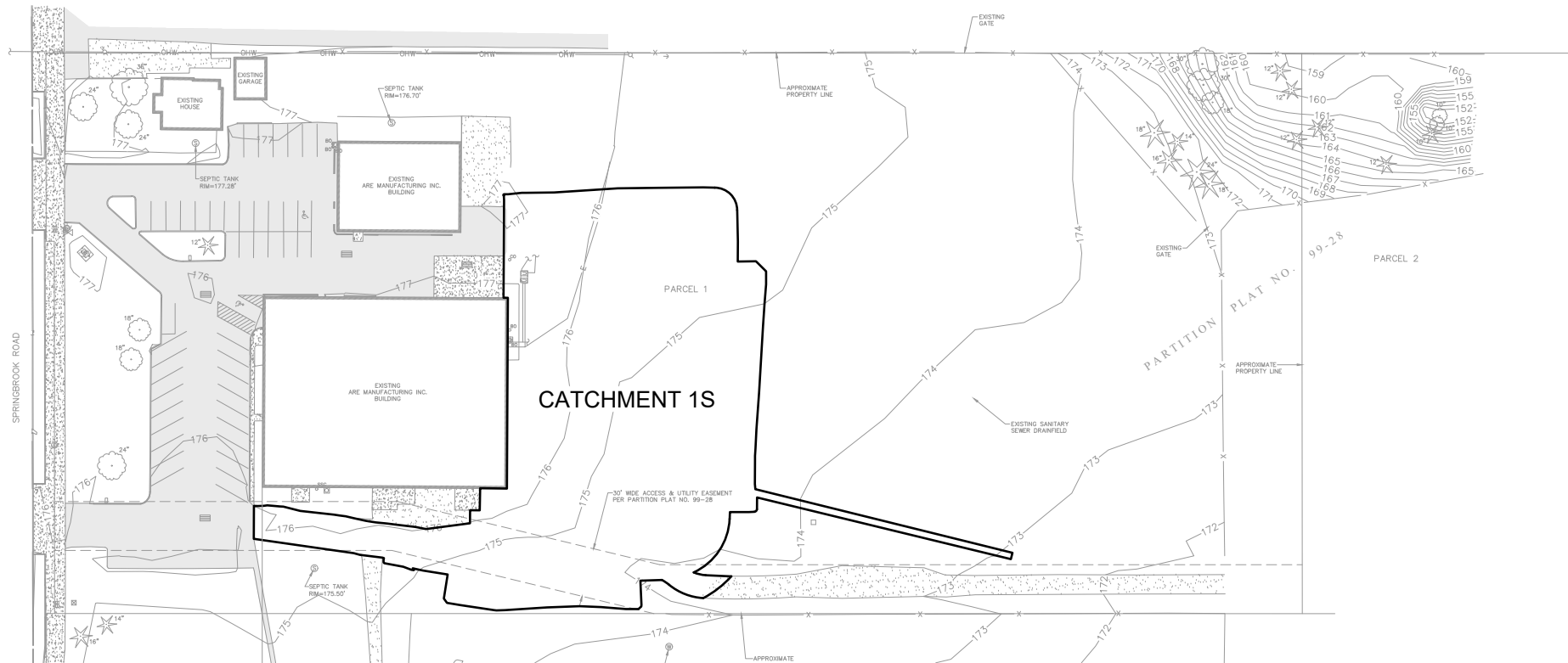
H B H
ENGINEERS
501 E First Street
Newberg, Oregon 97132
CONSULTING 503.544.9553 fax 503.537.9554
email: mail@hbh-engineers.com

REV.	DATE	DESCRIPTION

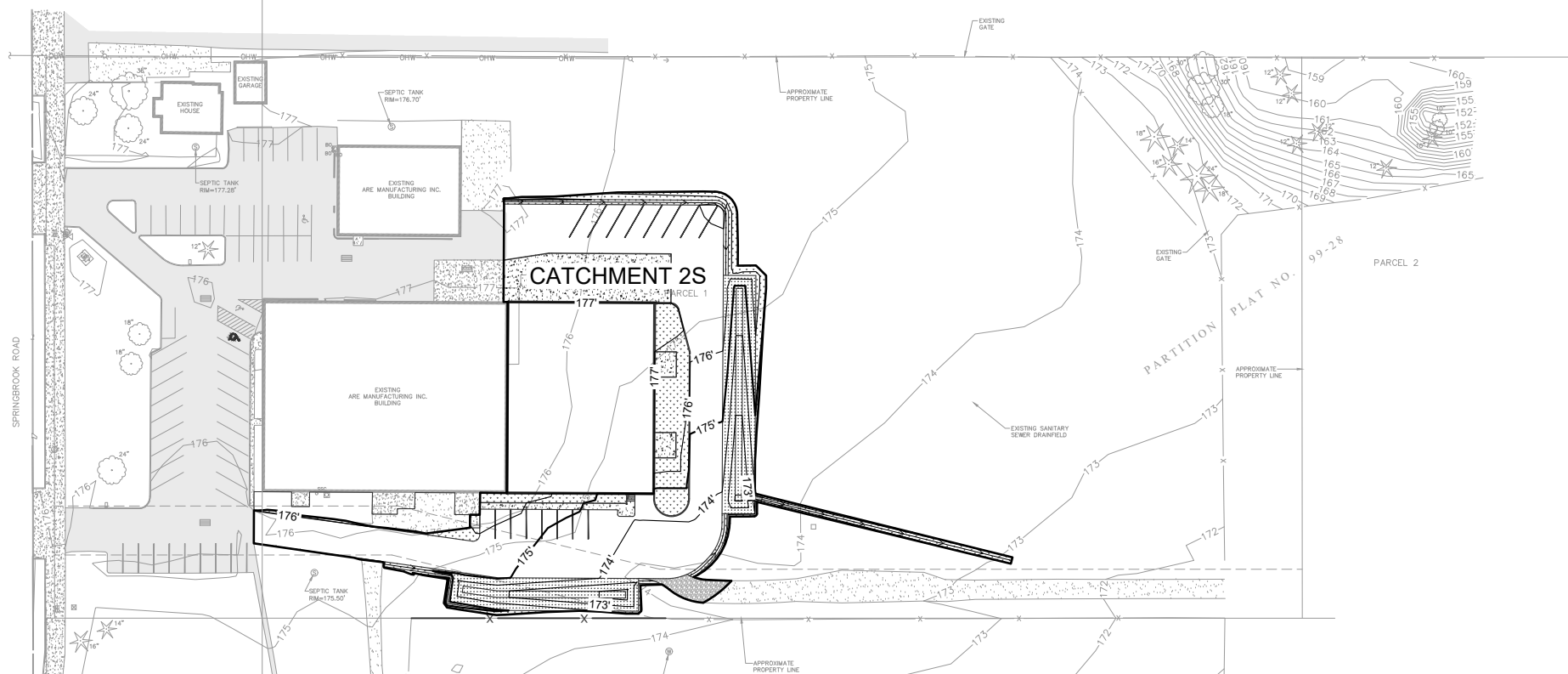
IF THIS LINE IS NOT 1 INCH SCALE IS NOT AS SHOWN

ALVIN ELBERT
518 S SPRINGBROOK ROAD
A.R.E. MANUFACTURING EXPANSION
NE AARON DRIVE + NE DUNN PLACE
DETAILS 1


ATTACHMENT D



PREDEVELOPED CATCHMENTS
1" = 50'



DEVELOPED CATCHMENTS
1" = 50'



H B H
ENGINEERS

501 E First Street
Newberg, Oregon 97132
CONSULTING 503/54-9553 ■ fax 503/537-9554
email: mail@hbh-engineers.com

REV.	DATE	DESCRIPTION

IF THIS LINE IS NOT 1 INCH SCALE IS NOT AS SHOWN

**A.R.E. MANUFACTURING EXPANSION
NE AARON DRIVE + NE DUNN PLACE
CATCHMENTS**

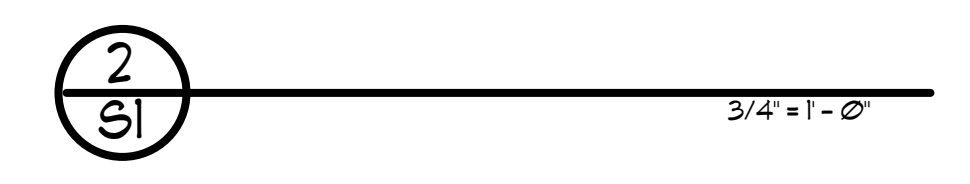
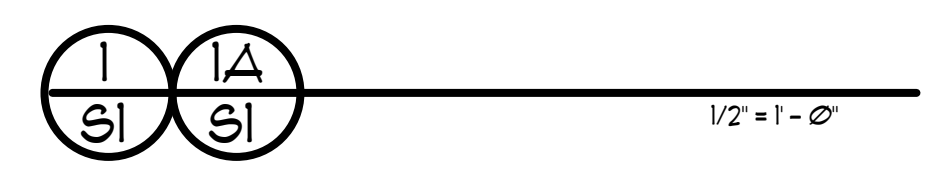
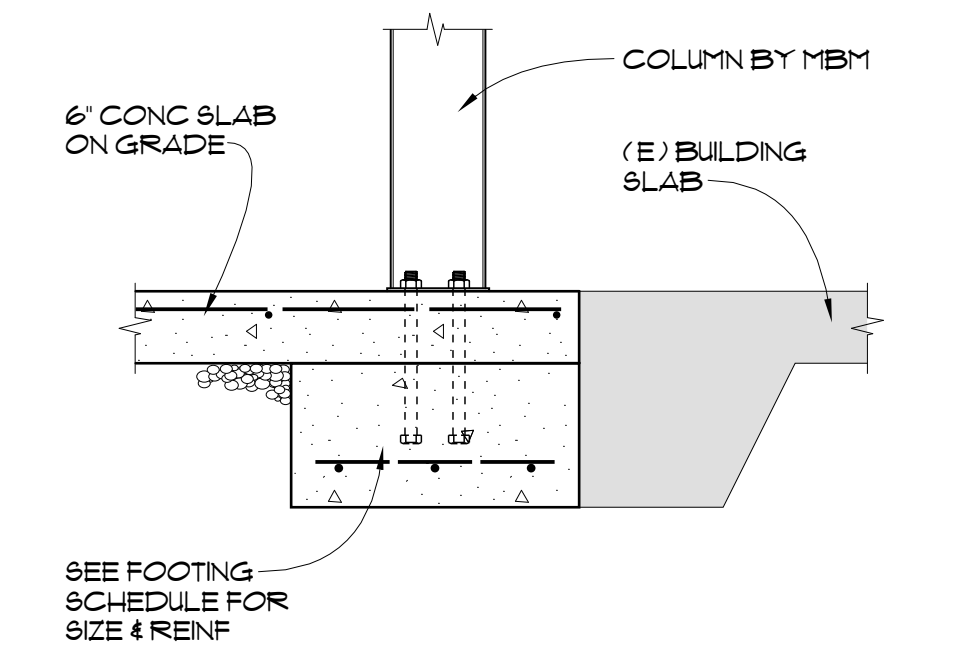
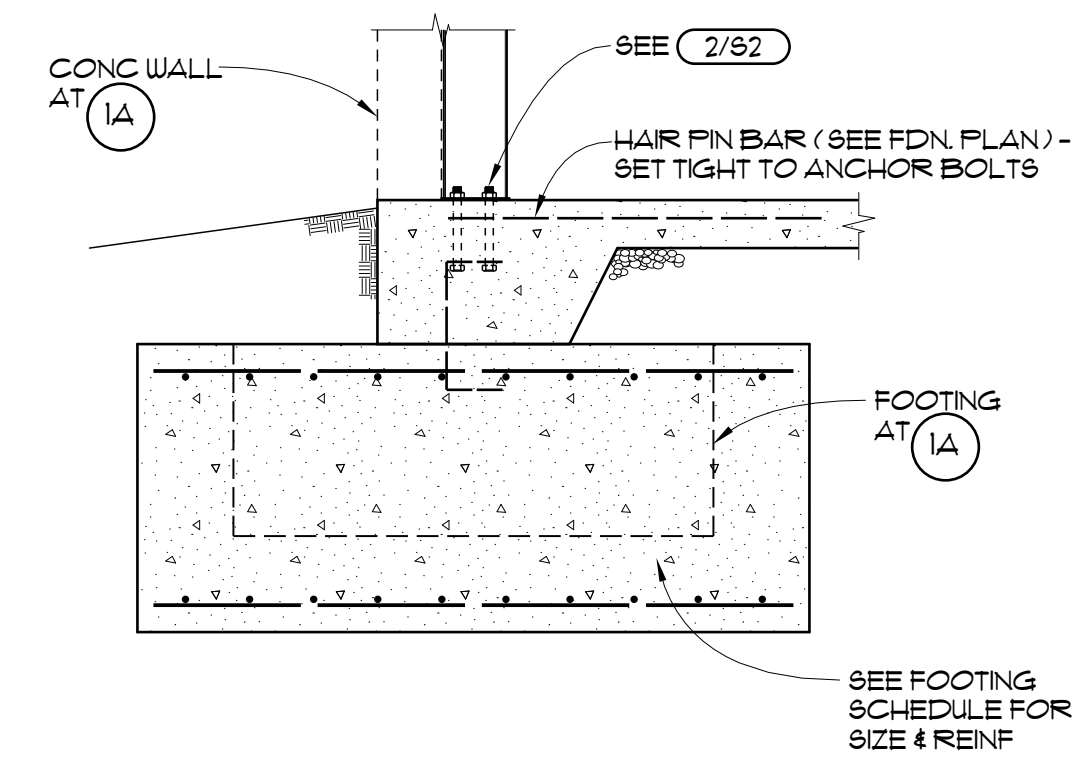
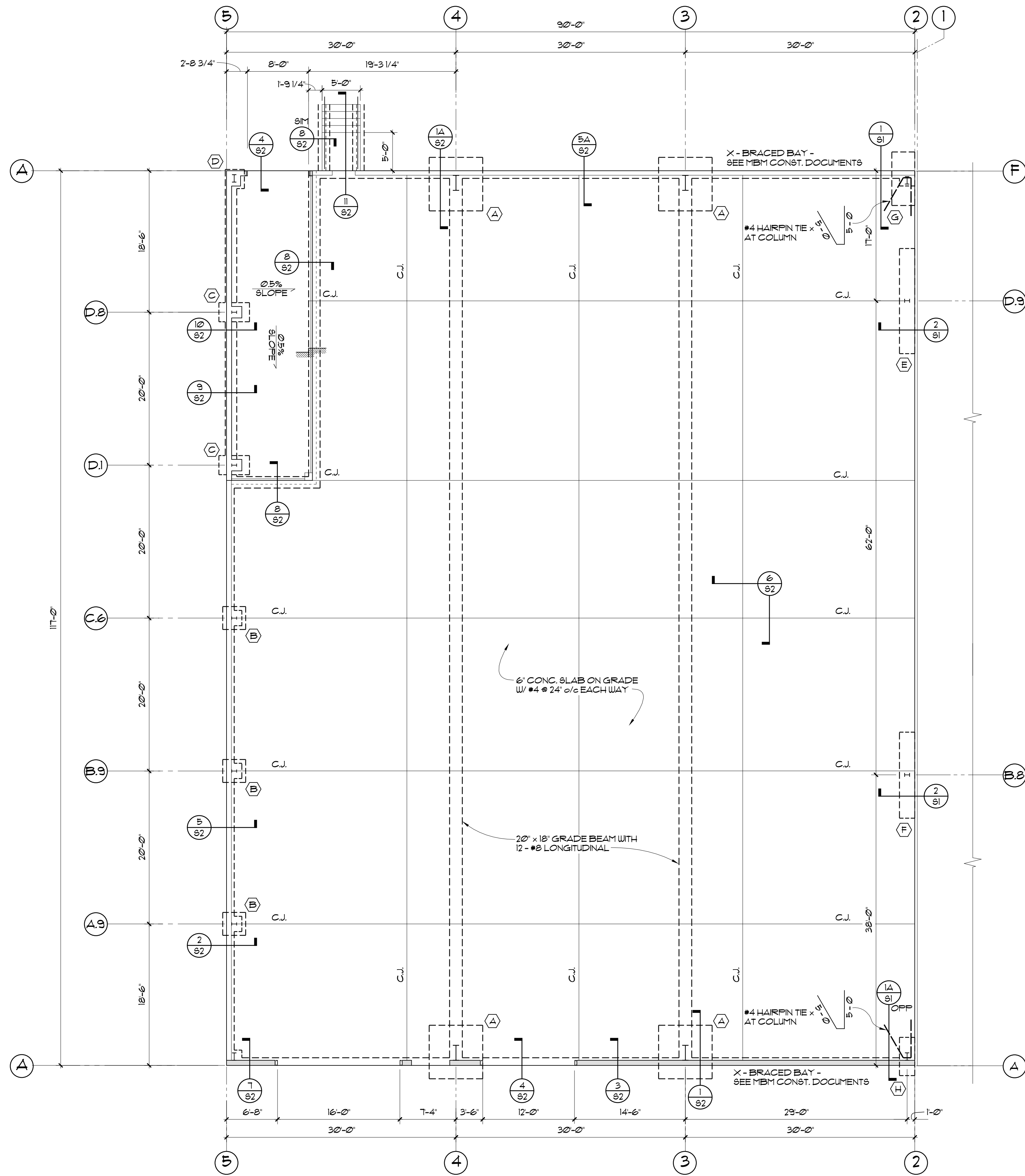
ALVIN ELBERT
518 S SPRINGBROOK ROAD

Drawn: Sheet No. 9 of 9

Date: 4/30/2023

2022-008

Designed By: ARB | Drawn By: ARB | Checked By: ARC | Submittal No.: 1ST ENGR
File: L:\2022-008\4-Design\DWG\6 Catchments.dwg



GENERAL NOTES

- GENERAL**
- These notes set the minimum standards for construction. The drawings govern over the General Notes to the extent shown.
 - Contractor shall verify all dimensions and conditions on drawings and in the field. Coordinate locations of openings through floors, roof and walls with architectural, mechanical and electrical plans. Notify design agency of any discrepancies.
 - Contractor shall provide all necessary temporary support prior to completion of vertical and lateral load systems.
 - The contractor shall be responsible for all required safety precautions and methods, techniques, sequences, and procedures required to perform his work.
 - Where reference is made to ASTM, AISI, AISC, ACI or other standards, the latest issue shall apply.
 - All work shall be in strict compliance with the International Building Code as amended by the State of Washington and all other state and local codes and building requirements that apply.
 - Design Criteria - See load criteria provide by Metal Building Manufacturer

- FOUNDATIONS**
- Design soil pressure assumed to be 1500 psf LL plus DL.
 - All footings to bear on firm undisturbed soil (or approved compacted fill when verified by soils engineer) minimum 18\"/>

- CONCRETE - CAST IN PLACE**
- Foundation design was based on concrete strength of $f_c = 2500$ psi, but concrete with strength of $f_c = 3500$ psi is to be provided.
 - Minimum Mix Requirements:
 - Slump: 2 to 4 inches. Deviation from design slump = +1/2\"/>
 - Place and cure all concrete per ACI codes and standards.

- REINFORCING**
- All reinforcing steel for concrete to be grade 60 (grade 40 for ties & stirrups) and shall conform to I.B.C. standards and ASTM A615.
 - All welded reinforcing steel shall conform to ASTM A706.
 - Fabricate and install reinforcing steel according to the "Manual of Standard Practice for Detailing Reinforced Concrete Structures" ACI Standard 318.
 - Provide 2\"/>

- ANCHOR BOLTS**
- 1 3/8\"/>


- NOTES:**
- BUILDING COLUMNS SHOWN ARE BY OTHERS UNLESS NOTED OTHERWISE
 - VERTICAL ELEMENT AT JAMB BY MBM

MARK	SIZE	REINFORCEMENT	REMARKS
A	7'-0\"/>		
B	3'-0\"/>		
C	4'-0\"/>		
D	2'-6\"/>		
E	13'-9\"/>		
F	11'-3\"/>		
G	7'-0\"/>		
H	5'-0\"/>		

FOUNDATION PLAN

VERIFY AND COORDINATE ALL DIMENSIONS WITH ARCH'L. AND METAL BLDG. MANUFACTURER. ANCHOR BOLT SIZE AND LAYOUT PROVIDED BY METAL BLDG. MANUFACTURER

THE METAL BUILDING IS TO BE BIDDER DESIGNED BY METAL BUILDING MANUF. (MBM). THE BUILDING LAYOUT / FRAMING / SHOP DRAWINGS AND STRUCTURAL CALCULATIONS (EACH STAMPED BY AN ENGINEER REGISTERED IN THE STATE OF WASHINGTON) ARE TO BE SUBMITTED FOR REVIEW BY THE ENGINEER TO VERIFY COMPLIANCE WITH DESIGN OF FOUNDATIONS. FOUNDATION WAS DESIGNED FOR BUILDING FRAME REACTIONS PROVIDE BY MBM.

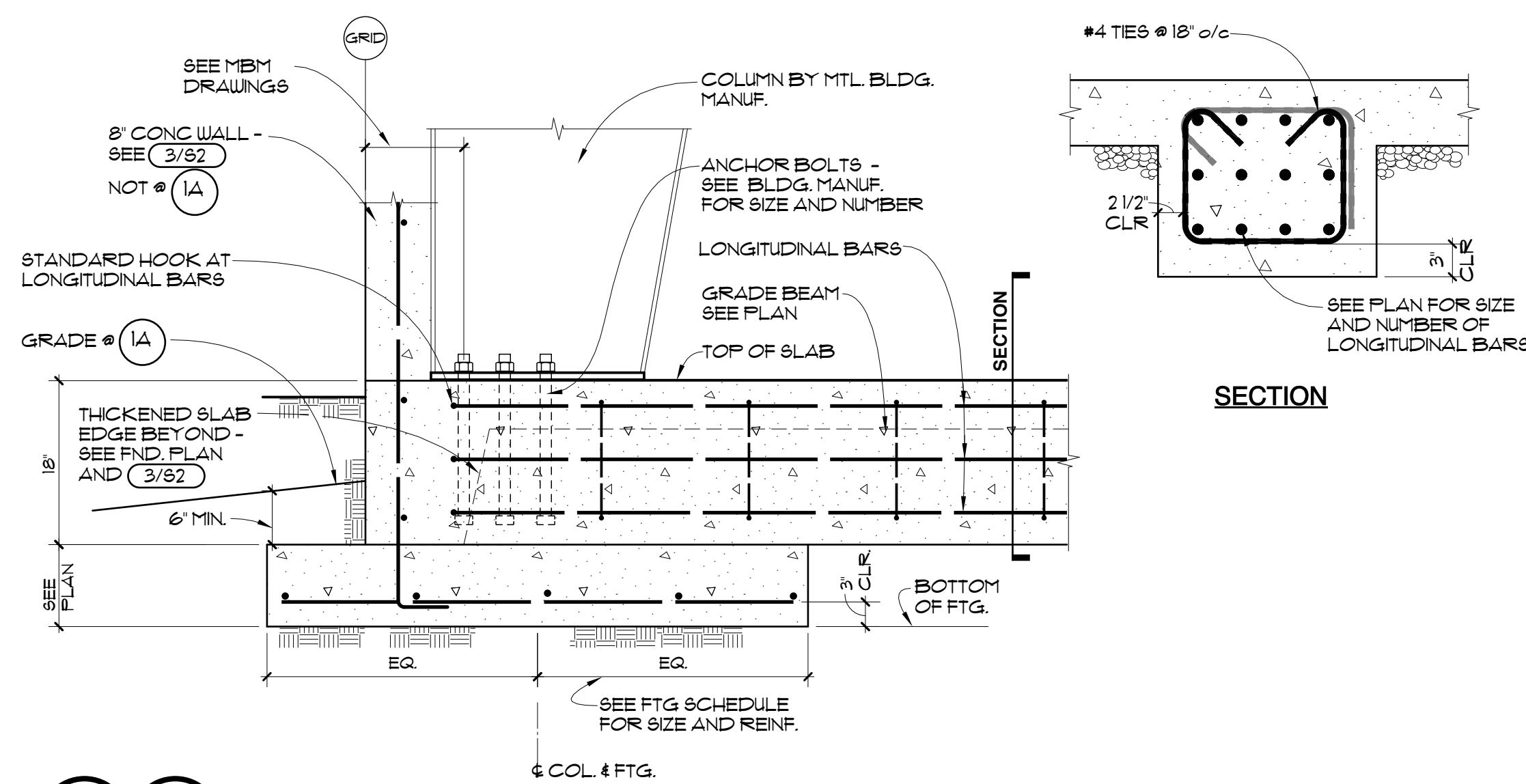


A.R.E. MFG. NEWBERG
 NEW STEEL BUILDING
 510 S. SPRINGBROOK ROAD
 NEWBERG, OR 97132

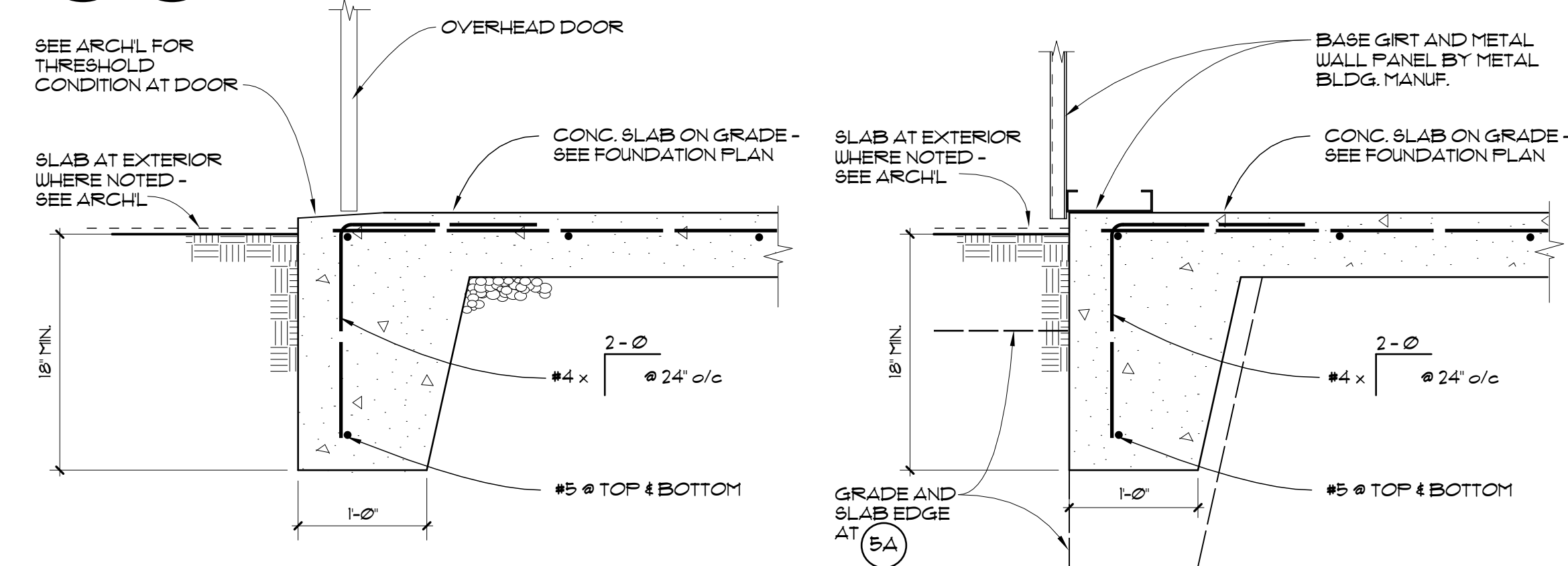
DATE: 03-23-2023
 PROJECT: 22-166
 REVISIONS:

FOUNDATION PLAN
 S1

DO NOT SCALE FROM DRAWINGS - VERIFY ALL DIMENSIONS W/ ARCH.

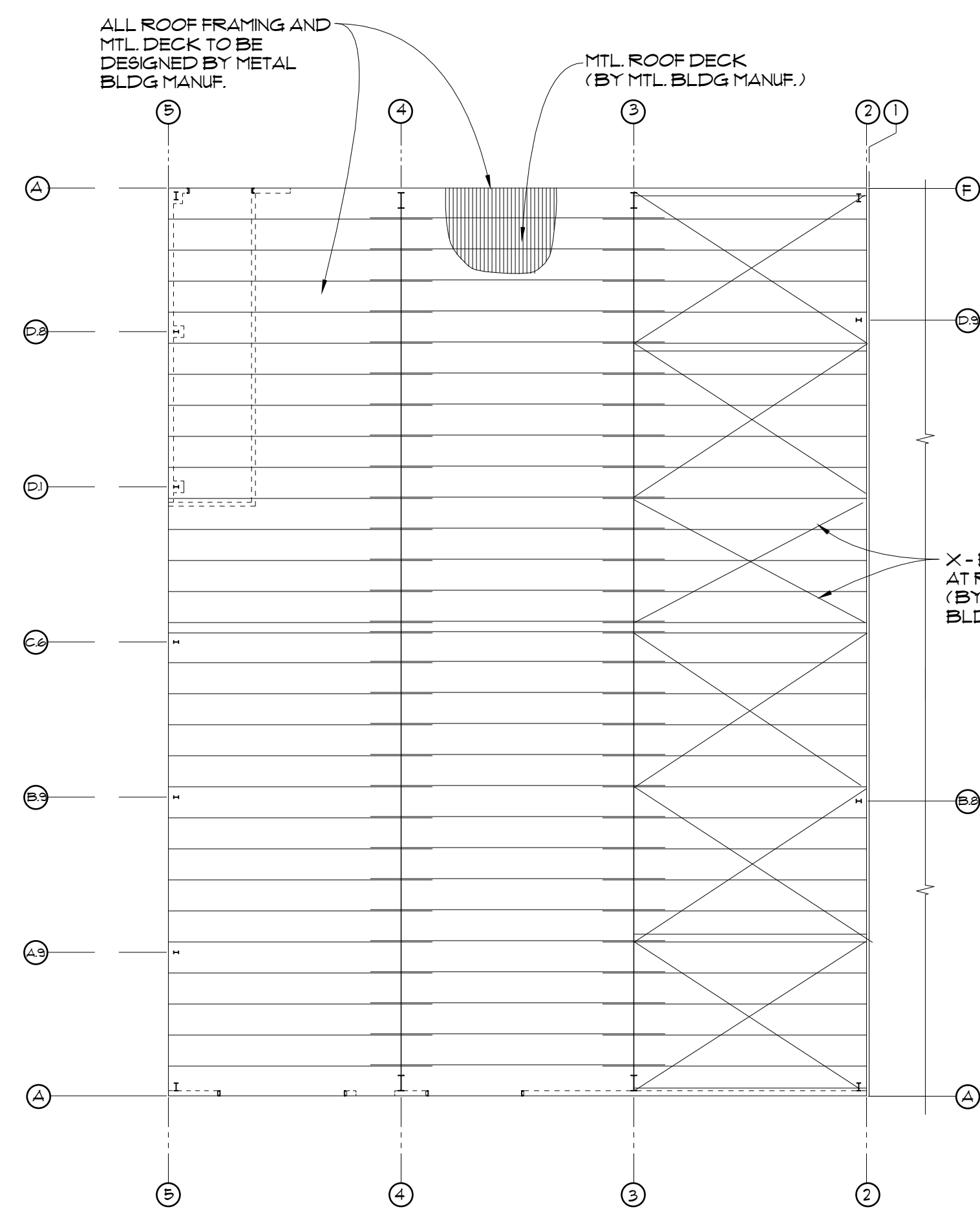


1
S2 3/4" = 1'-0"

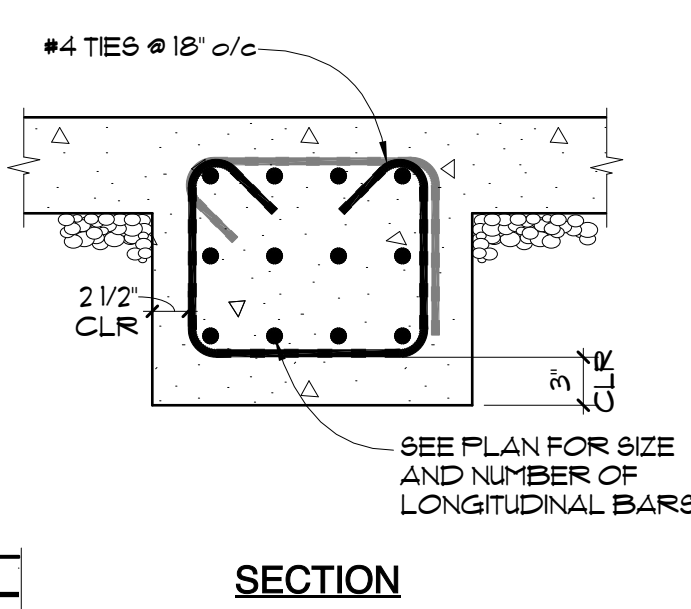


4
S2 1" = 1'-0"

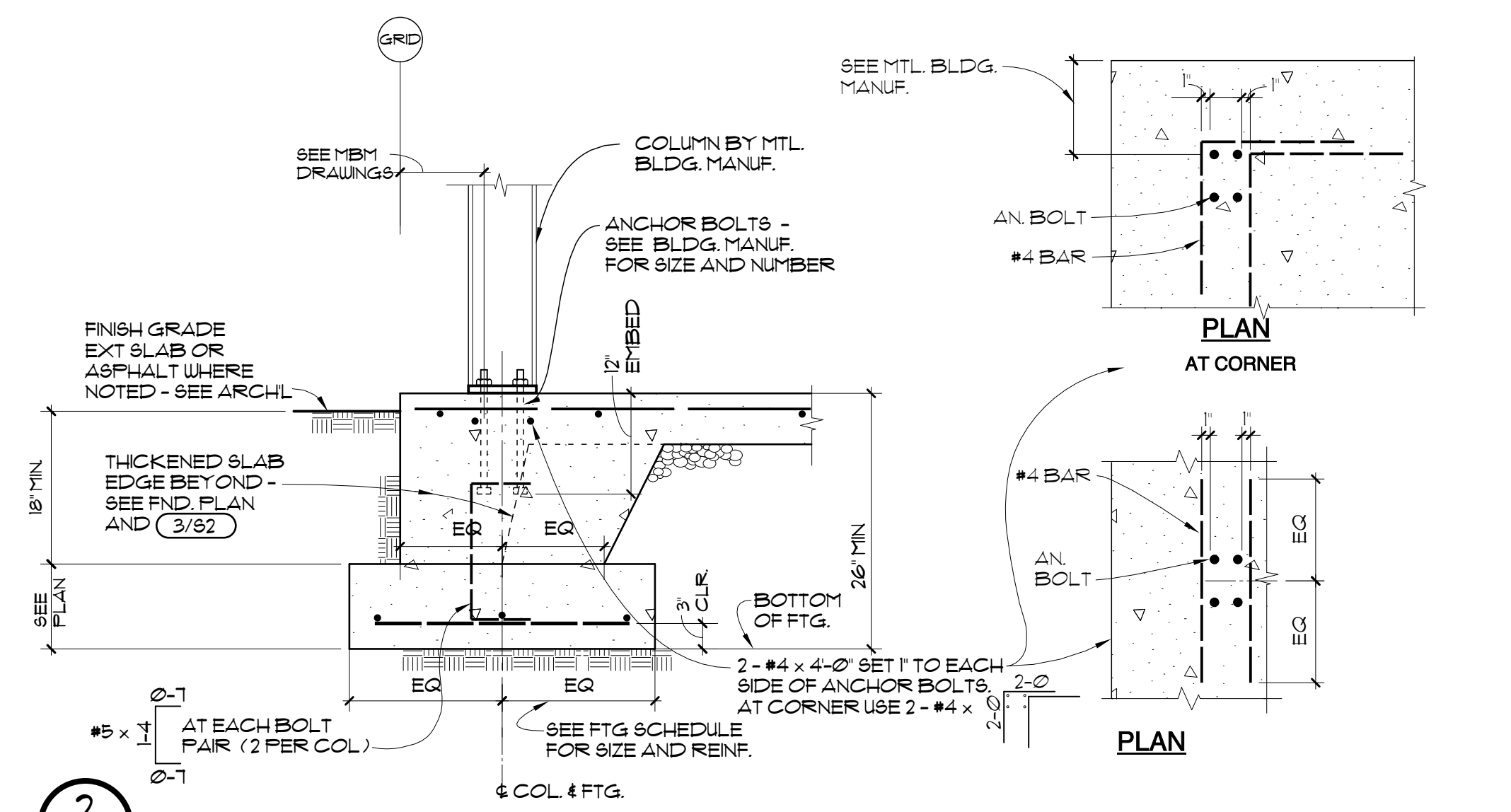
5 **5A**
S2 **S2** 1" = 1'-0"



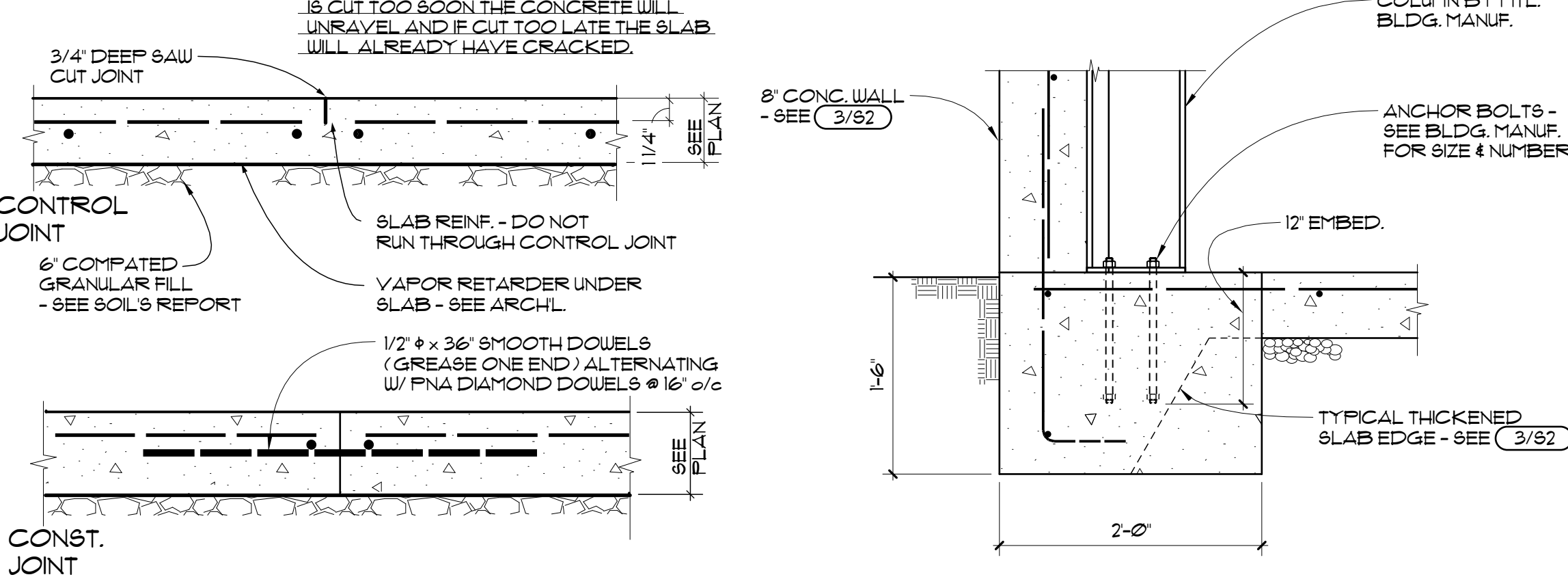
12
S2 ASSUMED ROOF FRAMING PLAN 1/16" = 1'-0"



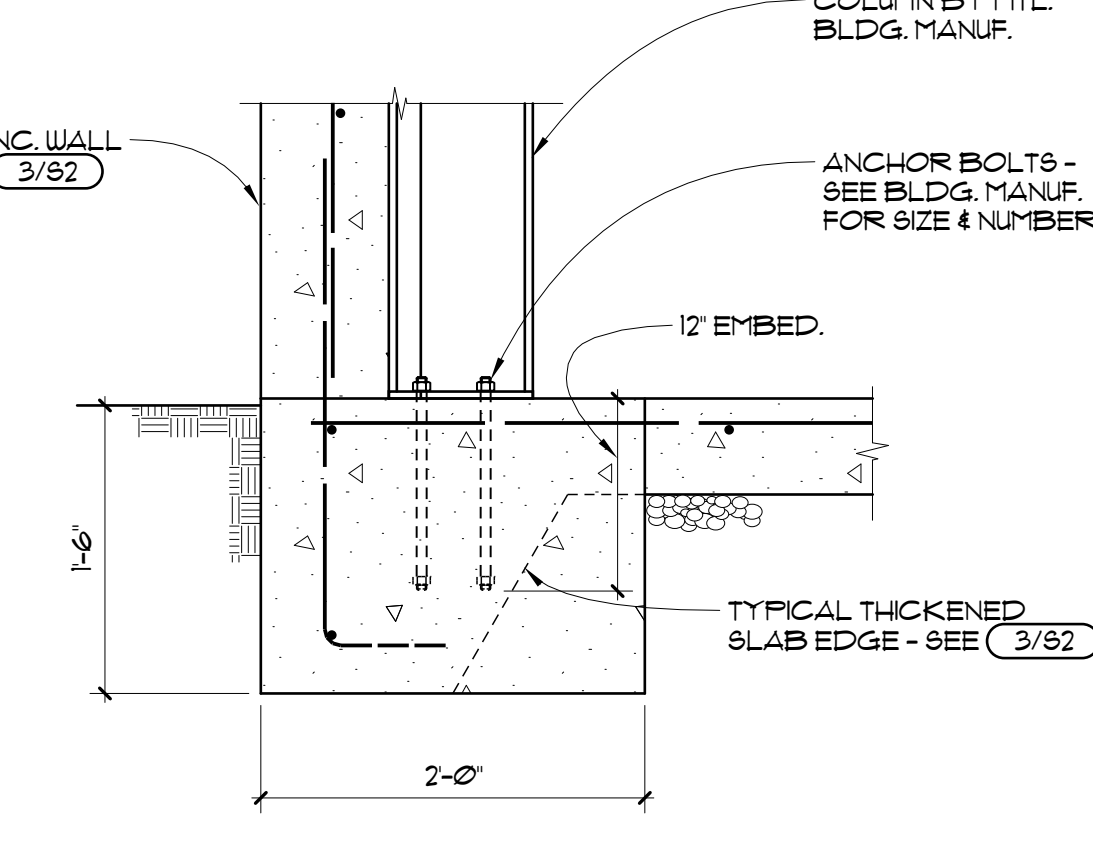
SECTION



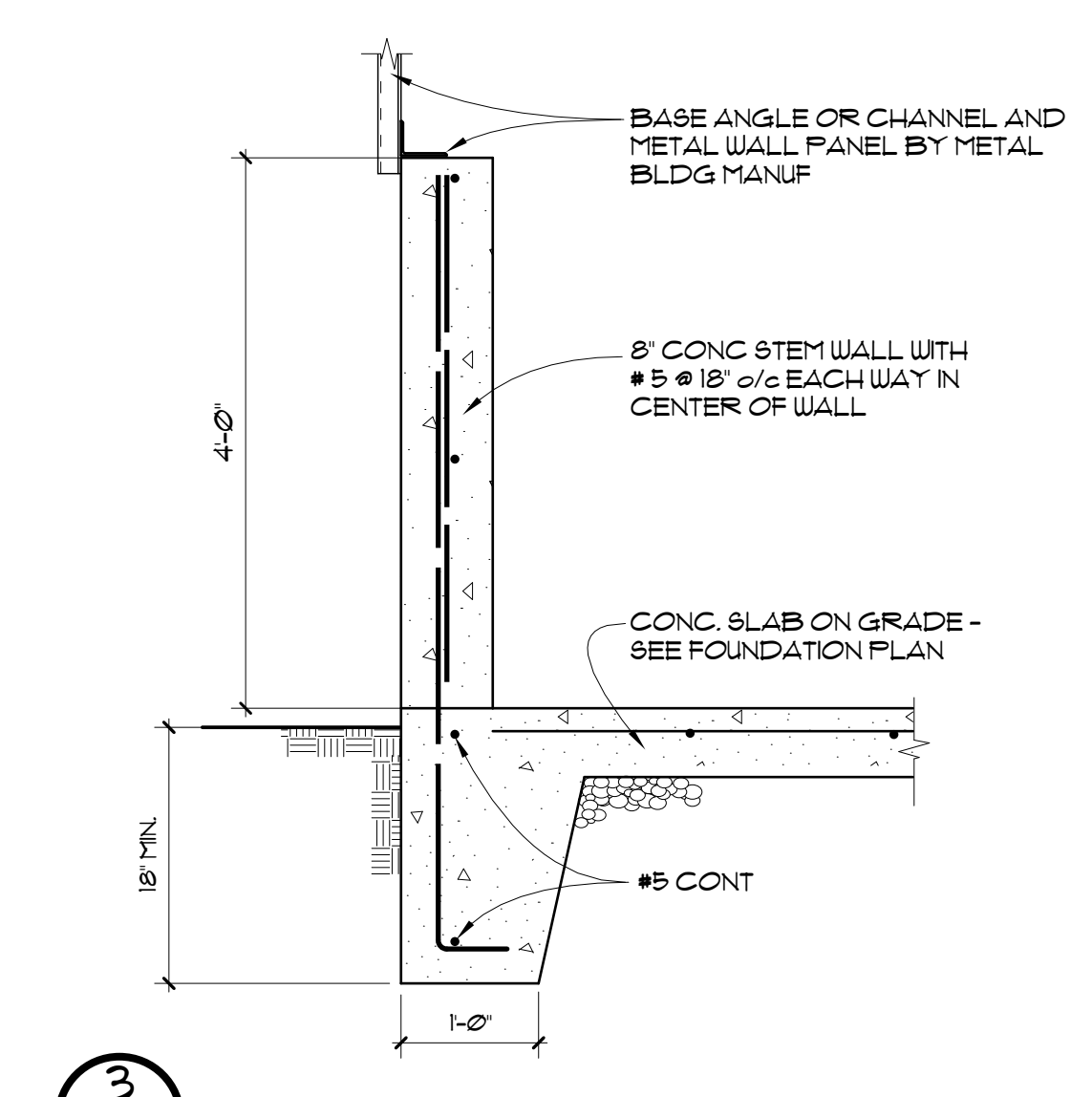
2
S2 3/4" = 1'-0"



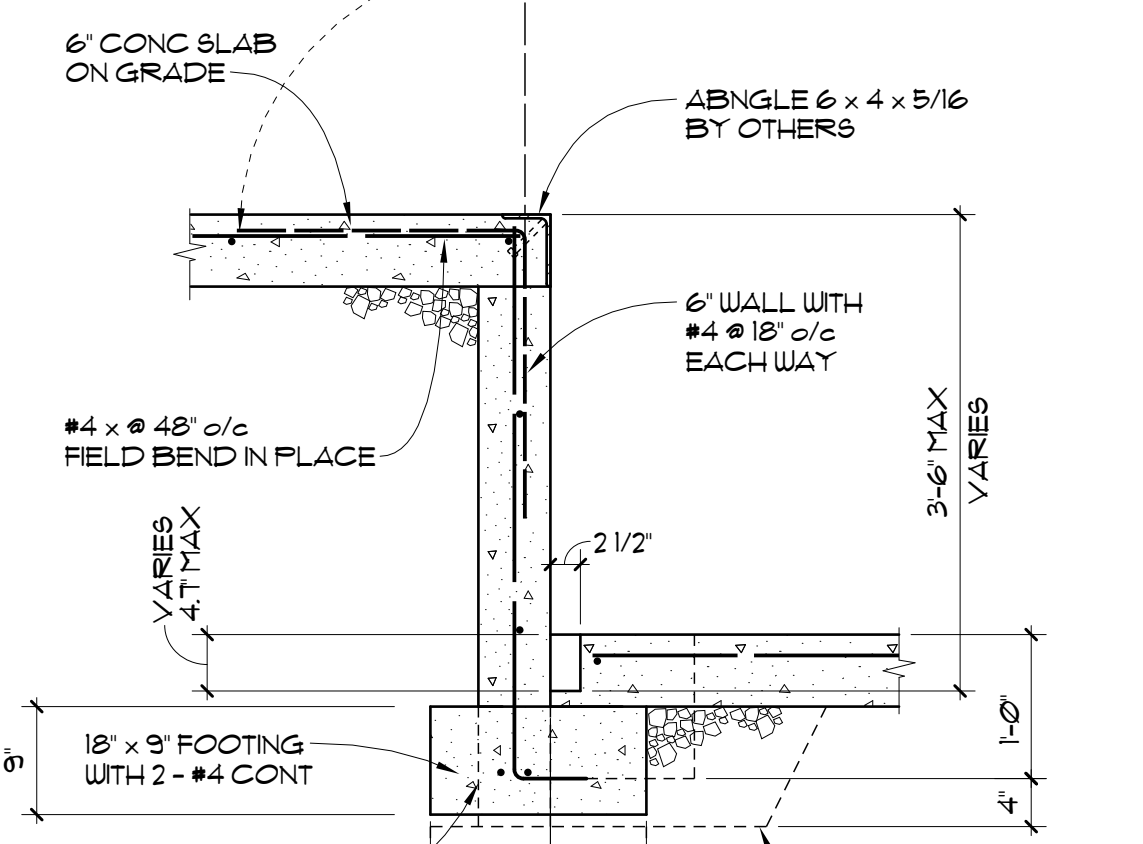
6
S2 1" = 1'-0"



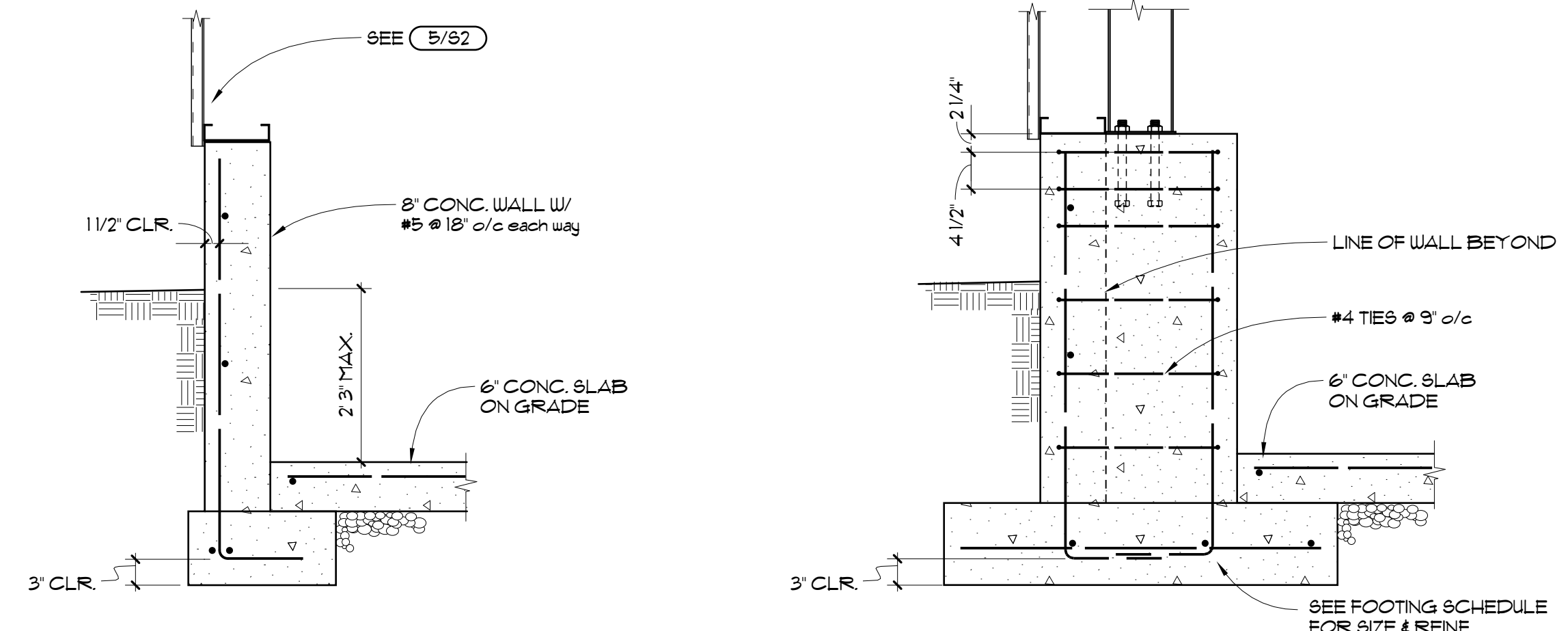
7
S2 1" = 1'-0"



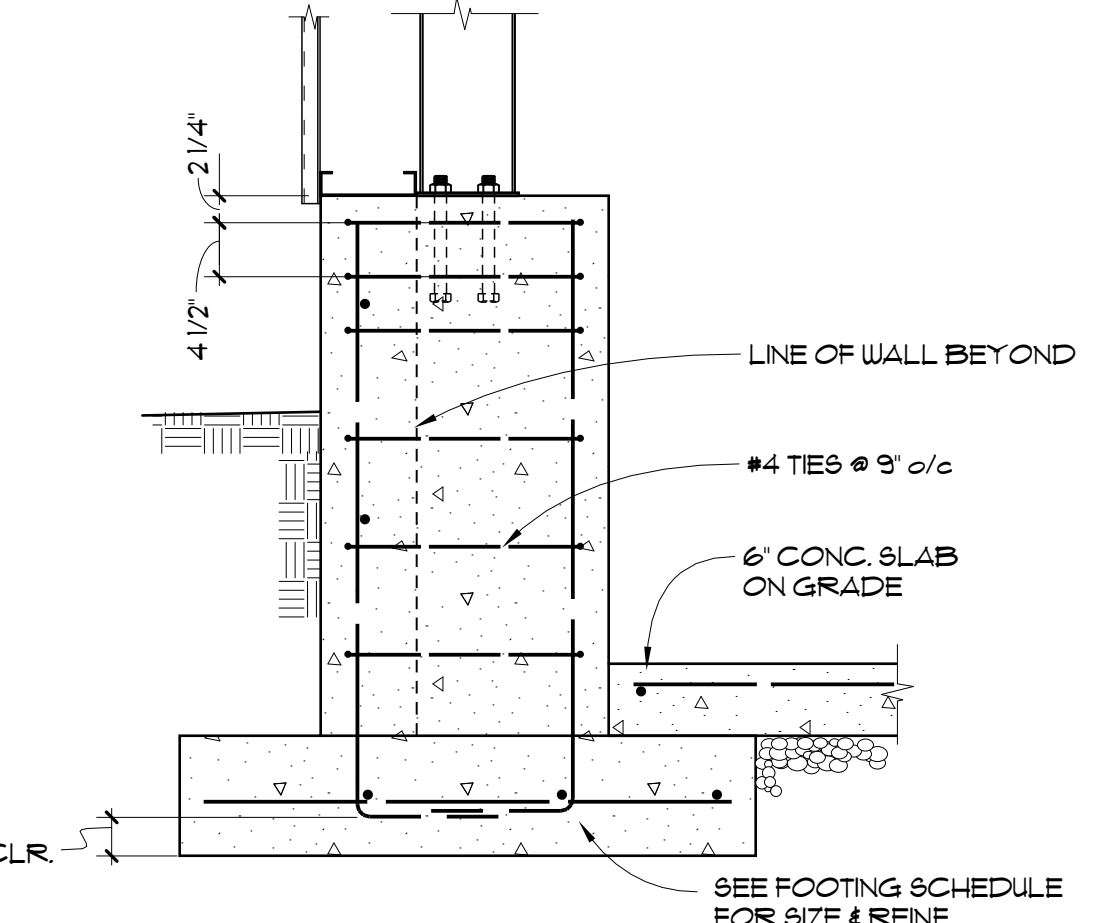
3
S2 3/4" = 1'-0"



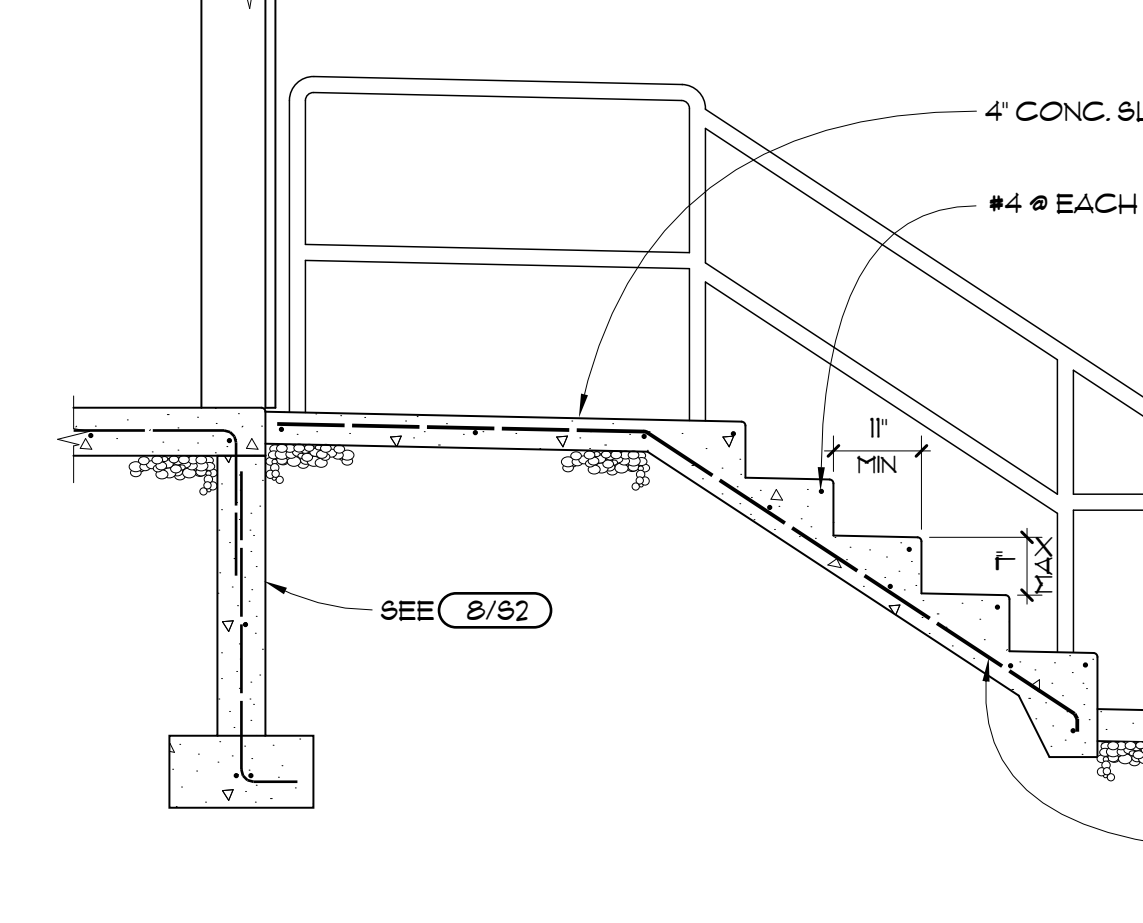
8
S2 3/4" = 1'-0"



9
S2 3/4" = 1'-0"




10
S2 3/4" = 1'-0"



11
S2 1/2" = 1'-0"

DO NOT SCALE FROM DRAWINGS - VERIFY ALL DIMENSIONS W/ ARCH.



A.R.E. MFG. NEWBERG
NEW STEEL BUILDING
518 S. SPRINGBROOK ROAD
NEWBERG, OR 97132


DATE:	03-23-2023
PROJECT:	22-166
REVISIONS:	

ASSUMED ROOF FRAMING PLAN/ DETAILS
S2

FOUNDATION CALCULATIONS

FOR

A.R.E. MANUFACTURING BUILDING EXPANSION 518 S SPRINGBROOK ROAD NEWBERG, OR 97132

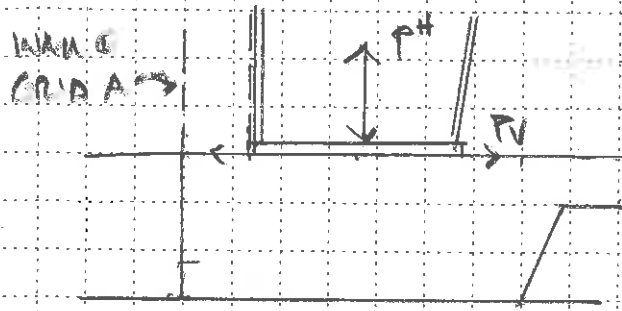


Project: _____

Client: HAWORTH, INC. Proj. No.: 22-166

Date: MARCH 2023 By: BWK Sheet No.: _____

FRAME FOOTING GRID 3/4/A & F



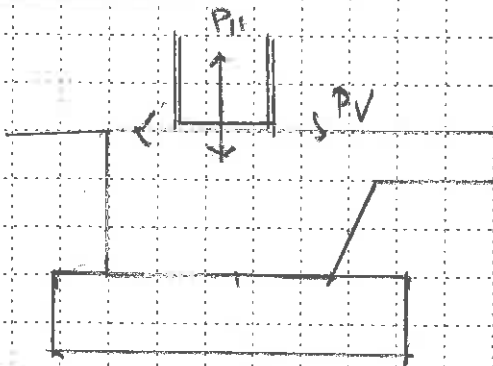
$P_V = 68.5K$ $P_H = \pm 9.2K$
 $\uparrow - 8.7K$

$A_{MIN} = 68.5 / 1.5 = 45.7 \text{ IN}^2 \text{ OR } 6'9" \text{ SA}$

USE 4' SRY 10" W/
 5 #5 EA WRM
 - SEE ATTACHED

CHECK LIFT:
 $(7.4 - 1.33)(0.15) = 9.8K > 8.7$
 1.0K

FRAME FOOTING GRID 2/A



$P_V = 10.9K$ $P_H = 2.1K$
 $\uparrow - 5.5K$ $\uparrow - 2.4K$

$A_{MIN} = 10.9 / 1.5 = 7.27 \text{ IN}^2 \text{ OR } 5'0" \times 2'0"$

$t = [-5.5 + 0.15 [0.15(2.1)(4.17) + 7.75(2.15) + 1.33(2.1) + 0.11(2.08)(2) / (5(2)(0.15))] = 2.0'$

ADD WRM

USE 5'0" x 2'0" x 24" FC
 W/ 4 #5 LONG + 9 #6 TRANSVERSE

FRAME FOOTING @ GRID 2/F

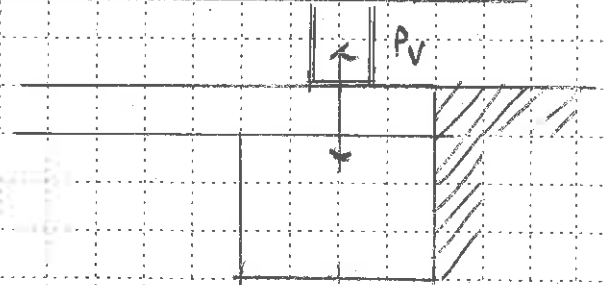
$P_V = 5.8K$ $P_H = 3.4K$
 $\uparrow - 12.6K$ $\uparrow - 3.2K$

$A_{MIN} = 5.8 / 1.5 = 3.87 \text{ IN}^2$

$t = [-13.6 + 0.15 [0.15(3.4)(5.17) + 3(2.55) + 3(2.67) + 0.11(3.08)(3) + 7(3)(0.15)] = -2.8'$

USE 7'0" x 3'0" x 36" FC
 W/ 6 #6 LONG + 12 #6 TRANS

FRAME FOOTING 2/B.8



$P_V = 33.3K$ $\uparrow - 4.0K$

FRAME FOOTING GRID 2/B, B, C, D, D

USE 11'-3" x 2'-0" x 12" FTG
 W/ 3 #5 LONGIT + 10 #5 TRANSV
 - SEE ATTACHED

CHECK UPLIFT

$$11.0(2)(1.5)(0.15) = 4.95K > 4.0$$

∴ OK

FRAME FOOTING GRID 2/D, G

$$P_V = 4.1K \quad F = 5.0K$$

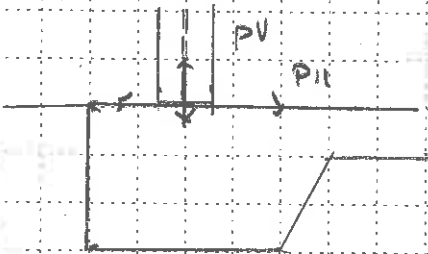
USE 13'-9" x 2'-0" x 12" FTG
 W/ 4 #5 LONGIT + 12 #5 TRANSV
 - SEE ATTACHED

CHECK UPLIFT

$$13.75(2)(1.5)(0.15) = 6.2K > 5.0$$

∴ OK

END WALL COL. FOOTING GRID 5/A, A, F



$$P_V = 4.5K \quad P_H = 1.0K$$

CHECK THICKENED SLAB EDGE

$$q_s = 4.5 / 0.2 = 11 KSF < 15 KSF$$

∴ OK

CHECK UPLIFT

$$0.15(2.05)(2.9)(1.5) = 1.5K > 1.0$$

∴ OK

END WALL COL. FOOTING GRID 5/A, A, G

$$P_V = 12.5K \text{ MAX} \quad P_H = 1.7K \text{ MAX}$$

$$+ - 3.4K \text{ MAX}$$

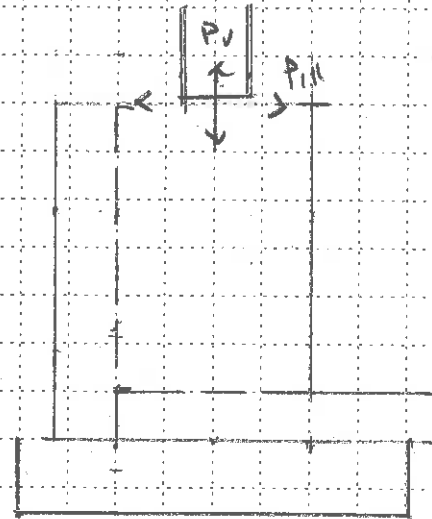
$$A_{MIN} = 12.5 / 1.5 = 2.9 \text{ OR } 3' \text{ SQ}$$

$$\Sigma V = -3.4 + 0.15[0.5(4.5)(2) + (2.5)(7.75) + 0.5(2)] + 0.11(1.75)(1.5)$$

$$= 4.4K \quad \therefore \text{NO NET UPLIFT}$$

USE 3'-0" 30 x 10" FTG
 W/ 3 #4 BA W/ 4 #4


END WALL COL. FTG. GRID 5/B, D, D, B



$$P_V = 13.5 + 0.15(1.92)(3.4) = 14.5K \text{ MAX}$$

$$+ - 3.4K \text{ MAX}$$

$$P_H = 1.6K$$



Architeer Arch. & Eng., LLC
 2700 SE Harrison Street, Suite B
 Milwaukie, OR 97222
 Tel: 503-607-0481
 bruce@bkengineers.com

Project Title: A.R.E. Manufacturing
 Engineer: bwk
 Project ID: 22-166
 Project Descr: Building expansion

Printed: 12 MAR 2023, 10:59AM

General Footing

Project File: A.R.E..ec6

LIC#: KW-06014052, Build:20.23.2.14

BK ENGINEERS INC

(c) ENERCALC INC 1983-2022

DESCRIPTION: Grid 2/B.8

Code References

Calculations per ACI 318-14, IBC 2018, CBC 2019, ASCE 7-16
 Load Combinations Used : IBC 2021

General Information

Material Properties

fc : Concrete 28 day strength	=	3.0 ksi
fy : Rebar Yield	=	60.0 ksi
Ec : Concrete Elastic Modulus	=	3,122.0 ksi
Concrete Density	=	145.0 pcf
φ Values Flexure	=	0.90
Shear	=	0.750

Soil Design Values

Allowable Soil Bearing	=	1.50 ksf
Soil Density	=	110.0 pcf
Increase Bearing By Footing Weight	=	No
Soil Passive Resistance (for Sliding)	=	250.0 pcf
Soil/Concrete Friction Coeff.	=	0.30

Analysis Settings

Min Steel % Bending Reinf.	=	
Min Allow % Temp Reinf.	=	0.00180
Min. Overturning Safety Factor	=	1.0 : 1
Min. Sliding Safety Factor	=	1.0 : 1
Add Ftg Wt for Soil Pressure	:	No
Use ftg wt for stability, moments & shears	:	Yes
Add Pedestal Wt for Soil Pressure	:	No
Use Pedestal wt for stability, mom & shear	:	No

Increases based on footing Depth

Footing base depth below soil surface	=	ft
Allow press. increase per foot of depth when footing base is below	=	ksf ft

Increases based on footing plan dimension

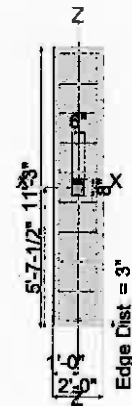
Allowable pressure increase per foot of depth when max. length or width is greater than	=	ksf ft
---	---	-----------

Dimensions

Width parallel to X-X Axis	=	2.0 ft
Length parallel to Z-Z Axis	=	11.250 ft
Footing Thickness	=	12.0 in

Pedestal dimensions...

px : parallel to X-X Axis	=	6.0 in
pz : parallel to Z-Z Axis	=	8.0 in
Height	=	6.0 in
Rebar Centerline to Edge of Concrete... at Bottom of footing	=	3.0 in



Reinforcing

Bars parallel to X-X Axis		
Number of Bars	=	10.0
Reinforcing Bar Size	=	# 5
Bars parallel to Z-Z Axis		
Number of Bars	=	3.0
Reinforcing Bar Size	=	# 5


Bandwidth Distribution Check (ACI 15.4.4.2)

Direction Requiring Closer Separation		
Bars along X-X Axis		
# Bars required within zone	=	30.2 %
# Bars required on each side of zone	=	69.8 %



Applied Loads

	D	Lr	L	S	W	E	H
P : Column Load	=	11.50		21.80			k
OB : Overburden	=						ksf
M-xx	=						k-ft
M-zz	=						k-ft
V-x	=						k
V-z	=						k



Architeer Arch. & Eng., LLC
 2700 SE Harrison Street, Suite B
 Milwaukie, OR 97222
 Tel: 503-607-0481
 bruce@bkengineers.com

Project Title: A.R.E. Manufacturing
 Engineer: bwk
 Project ID: 22-166
 Project Descr: Building expansion

Printed: 12 MAR 2023, 10:59AM

General Footing

Project File A.R.E..ec6

LIC#: KW-06014052, Build:20.23.2.14

BK ENGINEERS INC

(c) ENERCALC INC 1983-2022

DESCRIPTION: Grid 2/B.8

DESIGN SUMMARY

Design OK

	Min. Ratio	Item	Applied	Capacity	Governing Load Combination
PASS	0.9867	Soil Bearing	1.480 ksf	1.50 ksf	+D+S about Z-Z axis
PASS	n/a	Overturing - X-X	0.0 k-ft	0.0 k-ft	No Overturing
PASS	n/a	Overturing - Z-Z	0.0 k-ft	0.0 k-ft	No Overturing
PASS	n/a	Sliding - X-X	0.0 k	0.0 k	No Sliding
PASS	n/a	Sliding - Z-Z	0.0 k	0.0 k	No Sliding
PASS	n/a	Uplift	0.0 k	0.0 k	No Uplift
PASS	0.02852	Z Flexure (+X)	0.3087 k-ft/ft	10.825 k-ft/ft	+1.20D+0.50S
PASS	0.02852	Z Flexure (-X)	0.3087 k-ft/ft	10.825 k-ft/ft	+1.20D+0.50S
PASS	0.8597	X Flexure (+Z)	15.370 k-ft/ft	17.879 k-ft/ft	+1.20D+0.50S
PASS	0.8597	X Flexure (-Z)	15.370 k-ft/ft	17.879 k-ft/ft	+1.20D+0.50S
PASS	n/a	1-way Shear (+X)	0.0 psi	82.158 psi	n/a
PASS	0.0	1-way Shear (-X)	0.0 psi	0.0 psi	n/a
PASS	0.5567	1-way Shear (+Z)	45.741 psi	82.158 psi	+1.20D+0.50S
PASS	0.5567	1-way Shear (-Z)	45.741 psi	82.158 psi	+1.20D+0.50S
PASS	n/a	2-way Punching	39.692 psi	82.158 psi	+1.20D+0.50S

Detailed Results

Soil Bearing


Rotation Axis & Load Combination...	Gross Allowable	Xeccc	Zeccc (in)	Actual Soil Bearing Stress @ Location				Actual / Allow Ratio
				Bottom, -Z	Top, +Z	Left, -X	Right, +X	
X-X, D Only	1.50	n/a	0.0	0.5111	0.5111	n/a	n/a	0.341
X-X, +D+S	1.50	n/a	0.0	1.480	1.480	n/a	n/a	0.987
Z-Z, D Only	1.50	0.0	n/a	n/a	n/a	0.5111	0.5111	0.341
Z-Z, +D+S	1.50	0.0	n/a	n/a	n/a	1.480	1.480	0.987

Overturing Stability

Rotation Axis & Load Combination...	Overturing Moment	Resisting Moment	Stability Ratio	Status
Footing Has NO Overturing				

Footing Flexure

Flexure Axis & Load Combination	Mu k-ft	Side	Tension Surface	As Req'd in^2	Gvrn. As in^2	Actual As in^2	Phi*Mn k-ft	Status
X-X, +1.40D	10.018	+Z	Bottom	0.2592	AsMin	0.4650	17.879	OK
X-X, +1.40D	10.018	-Z	Bottom	0.2592	AsMin	0.4650	17.879	OK
X-X, +1.20D+0.50S	15.370	+Z	Bottom	0.3966	Min for Bending	0.4650	17.879	OK
X-X, +1.20D+0.50S	15.370	-Z	Bottom	0.3966	Min for Bending	0.4650	17.879	OK
Z-Z, +1.40D	0.2012	-X	Bottom	0.2592	AsMin	0.2756	10.825	OK
Z-Z, +1.40D	0.2012	+X	Bottom	0.2592	AsMin	0.2756	10.825	OK
Z-Z, +1.20D+0.50S	0.3087	-X	Bottom	0.2592	AsMin	0.2756	10.825	OK
Z-Z, +1.20D+0.50S	0.3087	+X	Bottom	0.2592	AsMin	0.2756	10.825	OK



Architeer Arch. & Eng., LLC
 2700 SE Harrison Street, Suite B
 Milwaukie, OR 97222
 Tel: 503-607-0481
 bruce@bkengineers.com

Project Title: A.R.E. Manufacturing
 Engineer: bwk
 Project ID: 22-166
 Project Descr: Building expansion

Printed: 12 MAR 2023, 10:59AM

General Footing

Project File: A.R.E. ec6

LIC#: KW-06014052, Build:20.23.2.14

BK ENGINEERS INC

(c) ENERCALC INC 1983-2022

DESCRIPTION: Grid 2/D.9

Code References

Calculations per ACI 318-14, IBC 2018, CBC 2019, ASCE 7-16
 Load Combinations Used : IBC 2021

General Information

Material Properties

f_c : Concrete 28 day strength	=	3.0 ksi
f_y : Rebar Yield	=	60.0 ksi
E_c : Concrete Elastic Modulus	=	3,122.0 ksi
Concrete Density	=	145.0 pcf
ϕ Values Flexure	=	0.90
Shear	=	0.750

Soil Design Values

Allowable Soil Bearing	=	1.50 ksf
Soil Density	=	110.0 pcf
Increase Bearing By Footing Weight	=	No
Soil Passive Resistance (for Sliding)	=	250.0 pcf
Soil/Concrete Friction Coeff.	=	0.30

Analysis Settings

Min Steel % Bending Reinf.	=	
Min Allow % Temp Reinf.	=	0.00180
Min. Overturning Safety Factor	=	1.0 : 1
Min. Sliding Safety Factor	=	1.0 : 1
Add Ftg Wt for Soil Pressure	:	No
Use ftg wt for stability, moments & shears	:	Yes
Add Pedestal Wt for Soil Pressure	:	No
Use Pedestal wt for stability, mom & shear	:	No

Increases based on footing Depth

Footing base depth below soil surface	=	ft
Allow press. increase per foot of depth when footing base is below	=	ksf
	=	ft

Increases based on footing plan dimension

Allowable pressure increase per foot of depth when max. length or width is greater than	=	ksf
	=	ft

Dimensions

Width parallel to X-X Axis	=	2.0 ft
Length parallel to Z-Z Axis	=	13.750 ft
Footing Thickness	=	12.0 in

Pedestal dimensions...

p_x : parallel to X-X Axis	=	6.0 in
p_z : parallel to Z-Z Axis	=	8.0 in
Height	=	6.0 in

Rebar Centerline to Edge of Concrete... at Bottom of footing = 3.0 in

Reinforcing

Bars parallel to X-X Axis	=	
Number of Bars	=	12.0
Reinforcing Bar Size	=	# 5
Bars parallel to Z-Z Axis	=	
Number of Bars	=	4.0
Reinforcing Bar Size	=	# 5

Bandwidth Distribution Check (ACI 15.4.4.2)

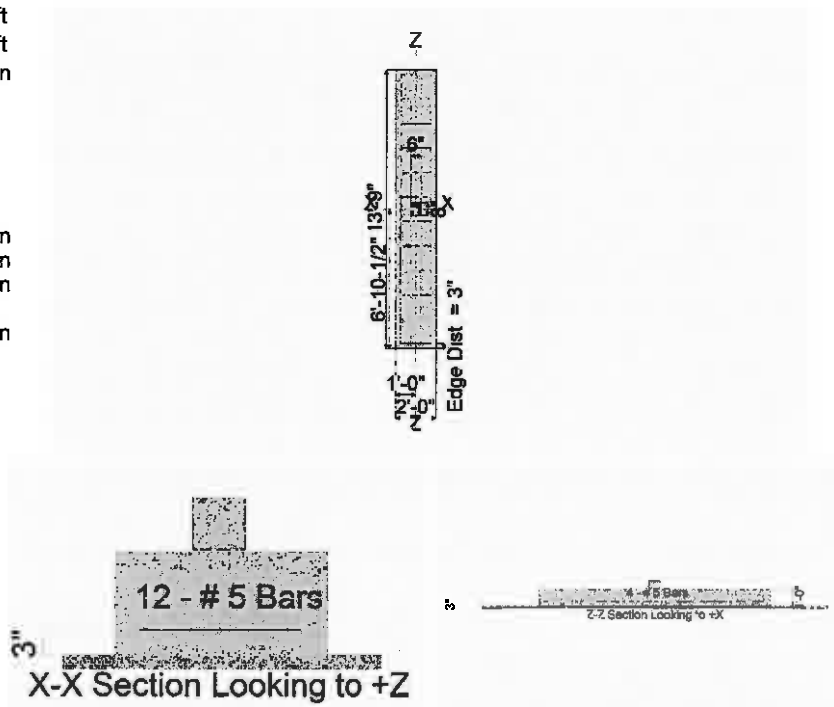
Direction Requiring Closer Separation


Bars required within zone

Bars required on each side of zone

Applied Loads

	D	Lr	L	S	W	E	H
P : Column Load	=	13.30		27.70			k
OB : Overburden	=						ksf
M-xx	=						k-ft
M-zz	=						k-ft
V-x	=						k
V-z	=						k





Architeer Arch. & Eng., LLC
 2700 SE Harrison Street, Suite B
 Milwaukie, OR 97222
 Tel: 503-607-0481
 bruce@bkengineers.com

Project Title: A.R.E. Manufacturing
 Engineer: bwk
 Project ID: 22-166
 Project Descr: Building expansion

Printed: 12 MAR 2023, 10:59AM

General Footing

Project File: A.R.E. ec6

LIC#: KW-06014052, Build:20.23.2.14

BK ENGINEERS INC

(c) ENERCALC INC 1983-2022

DESCRIPTION: Grid 2/D.9

DESIGN SUMMARY

Design N/E

Min. Ratio	Item	Applied	Capacity	Governing Load Combination
PASS	Soil Bearing	ksf	ksf	
FAIL	Overturning - X-X	k-ft	k-ft	
FAIL	Overturning - Z-Z	k-ft	k-ft	
FAIL	Sliding - X-X	k	k	
FAIL	Sliding - Z-Z	k	k	
FAIL	Uplift	k	k	
PASS	Z Flexure (+X)	k-ft/ft	k-ft/ft	
PASS	Z Flexure (-X)	k-ft/ft	k-ft/ft	
PASS	X Flexure (+Z)	k-ft/ft	k-ft/ft	
PASS	X Flexure (-Z)	k-ft/ft	k-ft/ft	
PASS	1-way Shear (+X)	psi	psi	
PASS	1-way Shear (-X)	psi	psi	
PASS	1-way Shear (+Z)	psi	psi	
PASS	1-way Shear (-Z)	psi	psi	
PASS	2-way Punching	psi	psi	

Detailed Results

Soil Bearing

Rotation Axis & Load Combination...	Gross Allowable	Xeccc	Zeccc (in)	Actual Soil Bearing Stress @ Location				Actual / Allow Ratio
				Bottom, -Z	Top, +Z	Left, -X	Right, +X	
X-X, D Only	1.50	n/a	0.0	0.4836	0.4836	n/a	n/a	0.322
X-X, +D+S	1.50	n/a	0.0	1.491	1.491	n/a	n/a	0.994
Z-Z, D Only	1.50	0.0	n/a	n/a	n/a	0.4836	0.4836	0.322
Z-Z, +D+S	1.50	0.0	n/a	n/a	n/a	1.491	1.491	0.994

Overturning Stability

Rotation Axis & Load Combination...	Overturning Moment	Resisting Moment	Stability Ratio	Status
Footing Has NO Overturning				

Footing Flexure

Flexure Axis & Load Combination	Mu k-ft	Side	Tension Surface	As Req'd in^2	Gvrn. As in^2	Actual As in^2	Phi*Mn k-ft	Status
X-X, +1.40D	14.486	+Z	Bottom	0.3728	Min for Bending	0.620	23.414	OK
X-X, +1.40D	14.486	-Z	Bottom	0.3728	Min for Bending	0.620	23.414	OK
X-X, +1.20D+0.50S	23.192	+Z	Bottom	0.6137	Min for Bending	0.620	23.414	OK
X-X, +1.20D+0.50S	23.192	-Z	Bottom	0.6137	Min for Bending	0.620	23.414	OK
Z-Z, +1.40D	0.1904	-X	Bottom	0.2592	AsMin	0.2705	10.634	OK
Z-Z, +1.40D	0.1904	+X	Bottom	0.2592	AsMin	0.2705	10.634	OK
Z-Z, +1.20D+0.50S	0.3048	-X	Bottom	0.2592	AsMin	0.2705	10.634	OK
Z-Z, +1.20D+0.50S	0.3048	+X	Bottom	0.2592	AsMin	0.2705	10.634	OK

END WALL COL FOOTING GRIDS 5/A & B
CONT'D

$$A_{MIN} = 14.5 / 1.5 = 9.7 \text{ ft}^2$$

USE 4' x 2' 6" x 10"
W/ 2 #5 LONGIT + 3 #5 TRANSV

GRID 5/A - RETAINING WALL

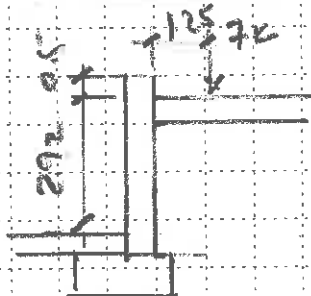
WIND
16.2 PSF

EFP =
35 PCF



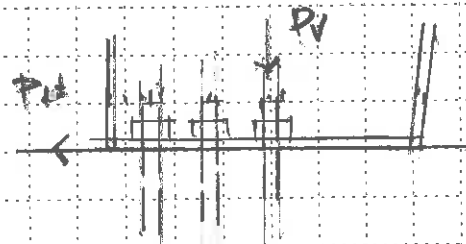
USE 8" WALL W/ #5 WRT
@ 18" O/C ON 18" x 9" FC
- SEE ATTACHMENT

INTERIOR RETAINING WALL



USE 6" WALL W/ #4 WRT
@ 18" O/C ON 18" x 10" FC
- SEE ATTACHMENT

ANCHOR BOLTS GRID 3/4/A & B



MAX SHEAR LOAD IS 1
BASIC REACTIONS

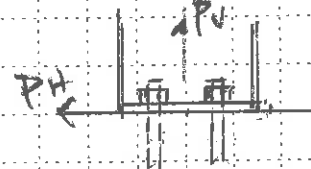
$$P_V = 12.6 + 12.2 = 24.8 \text{ K}$$

$$P_H = -14.1 - 12.5 = -26.6 \text{ K}$$

$$P_V^{SNOW} = 43.6 \text{ K} \quad P_H^{SNOW} = -62.3 \text{ K}$$

USE 6 - 1 3/8" d A325 BOLTS
W/ 12" EMBED - SEE ATTACHMENT

ANCHOR BOLTS GRID 2/E (2/A SAIL)



MAX SHEAR LOAD IS 9
BASIC REACTIONS

$$P_V = 12.2 - 12.2 = 0 \text{ K}$$

$$P_H = 0.17 = 0.17 \text{ K}$$

$$P_V^{E-L} = -50 \text{ K} \quad P_H^{E-L} = -4.6 \text{ K}$$

MAX UPLIFT LOAD IS 14

$$P_V^{10\% WIND} = 1.07(-1.2 - 1.1) = -3.0 \text{ K}$$

$$P_H^{10\% WIND} = 1.07(0.1 + 0.1) = 0.2 \text{ K}$$

$$P_V^{ICE-LL} = 0.5(-9.2) = -4.6 \text{ K}$$

$$P_V^{0.75 WIND/SLL} = 0.75(-7.6) = -5.7 \text{ K}$$

$$P_H^{0.75 WIND/SLL} = 0.75(0.3) = 0.23 \text{ K}$$



Architeer Arch. & Eng., LLC
 2700 SE Harrison Street, Suite B
 Milwaukie, OR 97222
 Tel: 503-607-0481
 bruce@bkengineers.com

Project Title: A.R.E. Manufacturing
 Engineer: bwk
 Project ID: 22-166
 Project Descr: Building expansion

Printed: 12 MAR 2023, 11:51AM

Cantilevered Retaining Wall

Project File: A.R.E...ec6

LIC# : KW-06014052, Build:20.23.2.14

BK ENGINEERS INC

(c) ENERCALC INC 1983-2022

DESCRIPTION: Grid 5/A-D

Code Reference:


Calculations per IBC 2018 1807.3, CBC 2019, ASCE 7-16

Criteria

Retained Height	=	1.42 ft
Wall height above soil	=	1.50 ft
Slope Behind Wall	=	0.00
Height of Soil over Toe	=	6.00 in
Water height over heel	=	0.0 ft

Soil Data

Allow Soil Bearing	=	1,500.0 psf
Equivalent Fluid Pressure Method		
Active Heel Pressure	=	45.0 psf/ft
	=	
Passive Pressure	=	250.0 psf/ft
Soil Density, Heel	=	110.00 pcf
Soil Density, Toe	=	150.00 pcf
Footings Soil Friction	=	0.400
Soil height to ignore for passive pressure	=	12.00 in



Surcharge Loads

Surcharge Over Heel	=	0.0 psf
Used To Resist Sliding & Overturning		
Surcharge Over Toe	=	0.0
Used for Sliding & Overturning		

Axial Load Applied to Stem


Axial Dead Load	=	0.0 lbs
Axial Live Load	=	0.0 lbs
Axial Load Eccentricity	=	0.0 in

Lateral Load Applied to Stem

Lateral Load	=	0.0 #/ft
...Height to Top	=	0.00 ft
...Height to Bottom	=	0.00 ft
Load Type	=	Wind (W) (Service Level)
Wind on Exposed Stem	=	16.2 psf (Strength Level)

Adjacent Footing Load

Adjacent Footing Load	=	0.0 lbs
Footing Width	=	0.00 ft
Eccentricity	=	0.00 in
Wall to Ftg CL Dist	=	0.00 ft
Footing Type	=	Spread Footing
Base Above/Below Soil at Back of Wall	=	0.0 ft
Poisson's Ratio	=	0.300



Architeer Arch. & Eng., LLC
 2700 SE Harrison Street, Suite B
 Milwaukie, OR 97222
 Tel: 503-607-0481
 bruce@bkengineers.com

Project Title: A.R.E. Manufacturing
 Engineer: bwk
 Project ID: 22-166
 Project Descr: Building expansion

Printed: 12 MAR 2023, 11:51AM

Cantilevered Retaining Wall

Project File: A.R.E. ec6

LIC#: KW-06014052, Build:20.23.2.14

BK ENGINEERS INC

(c) ENERCALC INC 1983-2022

DESCRIPTION: Grid 5/A-D

Design Summary

Wall Stability Ratios		
Overturning	=	3.75 OK
Slab Resists All Sliding !		
Global Stability	=	2.89
Total Bearing Load	=	555 lbs
...resultant ecc.	=	1.30 in
Eccentricity within middle third		
Soil Pressure @ Toe	=	531 psf OK
Soil Pressure @ Heel	=	210 psf OK
Allowable	=	1,500 psf
Soil Pressure Less Than Allowable		
ACI Factored @ Toe	=	743 psf
ACI Factored @ Heel	=	294 psf
Footing Shear @ Toe	=	0.8 psi OK
Footing Shear @ Heel	=	0.0 psi OK
Allowable	=	82.2 psi
Sliding Calcs		
Lateral Sliding Force	=	128.8 lbs

Stem Construction

Design Height Above Ftg	ft =	Stem OK 0.00
Wall Material Above "Ht"	=	Concrete
Design Method	=	SD
Thickness	=	8.00
Rebar Size	=	# 5
Rebar Spacing	=	18.00
Rebar Placed at	=	Edge
Design Data		
fb/FB + fa/Fa	=	0.021
Total Force @ Section		
Service Level	lbs =	
Strength Level	lbs =	111.5
Moment.....Actual		
Service Level	ft-# =	
Strength Level	ft-# =	118.7
Moment.....Allowable	=	5,565.4
Shear.....Actual		
Service Level	psi =	
Strength Level	psi =	1.5
Shear.....Allowable	psi =	82.2
Anet (Masonry)	in2 =	
Wall Weight	psf =	100.0
Rebar Depth 'd'	in =	6.19

Bottom

Vertical component of active lateral soil pressure IS NOT considered in the calculation of soil bearing

Load Factors

Building Code	
Dead Load	1.200
Live Load	1.600
Earth, H	1.600
Wind, W	1.600
Seismic, E	1.000

Masonry Data

f'm	psi =	
Fs	psi =	
Solid Grouting	=	
Modular Ratio 'n'	=	
Equiv. Solid Thick.	=	
Masonry Block Type	=	
Masonry Design Method	=	ASD

Concrete Data

f'c	psi =	3,000.0
Fy	psi =	60,000.0



Architeer Arch. & Eng., LLC
 2700 SE Harrison Street, Suite B
 Milwaukie, OR 97222
 Tel: 503-607-0481
 bruce@bkengineers.com

Project Title: A.R.E. Manufacturing
 Engineer: bwk
 Project ID: 22-166
 Project Descr: Building expansion

Printed: 12 MAR 2023, 11:51AM

Cantilevered Retaining Wall

Project File: A.R.E. ec6

LIC#: KW-06014052, Build:20.23.2.14

BK ENGINEERS INC

(c) ENERCALC INC 1983-2022

DESCRIPTION: Grid 5/A-D

Concrete Stem Rebar Area Details

Bottom Stem	<u>Vertical Reinforcing</u>	<u>Horizontal Reinforcing</u>
As (based on applied moment) :	0.0045 in2/ft	
(4/3) * As :	0.006 in2/ft	Min Stem T&S Reinf Area 0.561 in2
200bd/fy : 200(12)(6.1875)/60000 :	0.2475 in2/ft	Min Stem T&S Reinf Area per ft of stem Height : 0.192 in2/ft
0.0018bh : 0.0018(12)(8) :	0.1728 in2/ft	Horizontal Reinforcing Options :
	=====	<u>One layer of :</u> <u>Two layers of :</u>
Required Area :	0.1728 in2/ft	#4@ 12.50 in #4@ 25.00 in
Provided Area :	0.2067 in2/ft	#5@ 19.38 in #5@ 38.75 in
Maximum Area :	1.0059 in2/ft	#6@ 27.50 in #6@ 55.00 in

Footing Data

Toe Width	=	0.67 ft
Heel Width	=	0.83
Total Footing Width	=	1.50
Footing Thickness	=	10.00 in
Key Width	=	0.00 in
Key Depth	=	0.00 in
Key Distance from Toe	=	0.00 ft
f _c =	3,000 psi	F _y = 60,000 psi
Footing Concrete Density	=	150.00 pcf
Min. As %	=	0.0018
Cover @ Top	2.00	@ Btm = 3.00 in

Footing Design Results

		<u>Toe</u>	<u>Heel</u>	
Factored Pressure	=	743	294 psf	
Mu' : Upward	=	150	4 ft-#	
Mu' : Downward	=	48	5 ft-#	
Mu: Design	=	102 NG	0 ft-#	OK
phiMn	=	6,032	1,753 ft-#	
Actual 1-Way Shear	=	0.78	0.03 psi	
Allow 1-Way Shear	=	82.16	43.82 psi	
Toe Reinforcing	=	# 5 @ 18.00 in		
Heel Reinforcing	=	None Spec'd		
Key Reinforcing	=	None Spec'd		
Footing Torsion, Tu	=		0.00 ft-lbs	
Footing Allow. Torsion, phi Tu	=		0.00 ft-lbs	

If torsion exceeds allowable, provide supplemental design for footing torsion.

Other Acceptable Sizes & Spacings

Toe: #4@ 11.11 in, #5@ 17.22 in, #6@ 24.44 in, #7@ 33.33 in, #8@ 43.88 in, #9@ 55.55 in, #10@ 70.55 in

Heel: phiMn = ph*5*lambda*sqrt(fc)*Sm

Key: No key defined


Min footing T&S reinf Area	0.32	in2
Min footing T&S reinf Area per foot	0.22	in2 /ft

If one layer of horizontal bars:

#4@ 11.11 in
 #5@ 17.22 in
 #6@ 24.44 in

If two layers of horizontal bars:

#4@ 22.22 in
 #5@ 34.44 in
 #6@ 48.89 in



Architeer Arch. & Eng., LLC
 2700 SE Harrison Street, Suite B
 Milwaukie, OR 97222
 Tel: 503-607-0481
 bruce@bkengineers.com

Project Title: A.R.E. Manufacturing
 Engineer: bwk
 Project ID: 22-166
 Project Descr: Building expansion

Printed: 15 MAR 2023, 12:06PM

Restrained Retaining Wall

Project File: A.R.E..ec6

LIC# : KW-06014052, Build:20.23.2.14

BK ENGINEERS INC

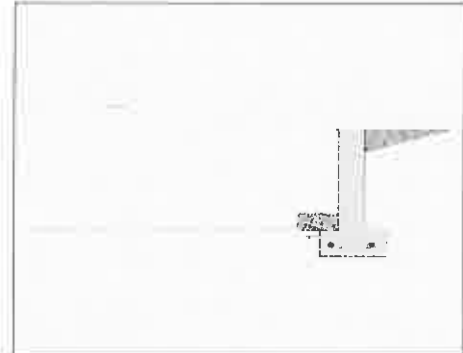
(c) ENERCALC INC 1983-2022

DESCRIPTION: Interior wall

Code Reference:

Calculations per IBC 2018 1807.3, CBC 2019, ASCE 7-16

Criteria	Soil Data
Retained Height = 2.916 ft	Allow Soil Bearing = 1,500.0 psf
Wall height above soil = 0.0 ft	Equivalent Fluid Pressure Method
Total Wall Height = 2.916 ft	At-Rest Heel Pressure = 55.0 psf/ft
	= 0.0 psf/ft
Top Support Height = 2.750 ft	Passive Pressure = 250.0 psf/ft
Slope Behind Wal = 0	Soil Density = 110 pcf
Height of Soil over Toe = 6 in	Footing Soil Frictior = 0.4 psf
	Soil height to ignore for passive pressure = 12 in



Surcharge Loads	Uniform Lateral Load Applied to Stem	Adjacent Footing Load
Surcharge Over Heel = psf	Lateral Load = #/ft	Adjacent Footing Load = 7,000.0 lbs
>>>Used To Resist Sliding & Overturning	...Height to Top = ft	Footing Width = 0.250 ft
Surcharge Over Toe = psf	...Height to Bottom = ft	Eccentricity = in
Used for Sliding & Overturning	Load Type = Wind (W)	Wall to Ftg CL Dist = 1.250 ft
Axial Load Applied to Stem	(Strength Level)	Footing Type = Line Load
Axial Dead Load = lbs	Wind on Exposed Stem = 0.00 psf	Base Above/Below Soil = ft
Axial Live Load = lbs	(Strength Level)	at Back of Wall =
Axial Load Eccentricity = in	Wind acts left-to-right toward retention side.	Poisson's Ratio = 0.3
Earth Pressure Seismic Load	K_h Soil Density Multiplier = 0.2 g	Added seismic per unit area = 0.0 psf

Design Summary	Concrete Stem Construction
Total Bearing Load = 1,625.44 lbs	Thickness = 6.00 in
...resultant ecc. = 0.0 in	Wall Weight = 75.0 psf
Soil Pressure @ Toe = 1,083.62 psf OK	Stem is FIXED to top of footing
Soil Pressure @ Heel = 1,083.62 psf OK	
Allowable = psf	
Soil Pressure Less Than Allowable	
ACI Factored @ Toe = 1,300.35 psf	
ACI Factored @ Heel = 1,300.35 psf	
Footing Shear @ Toe = 0.6940 psi OK	
Footing Shear @ Heel = 5.003 psi OK	
Allowable = 82.158 psi	
Reaction at Top = 180.225 lbs	
Reaction at Bottom = 866.13 lbs	
Sliding Calcs	
Lateral Sliding Force = 866.13 lbs	
	Design Data
	fb/FB + fa/Fa = 0.000
	Moment....Actual = 0.2292 ft-#
	Moment....Allowable = 1,721.33 ft-#
	Shear Force @ this height = 210.606 lbs
	Shear....Actual = 5.850 psi
	Shear....Allowable = 82.158 psi

Vertical component of active lateral soil pressure IS NOT considered in the calculation of soil bearing

Load Factors	
Building Code	
Dead Load	1.200
Live Load	1.600
Earth, H	1.600
Wind, W	1.000
Seismic, E	1.000



Architeer Arch. & Eng., LLC
 2700 SE Harrison Street, Suite B
 Milwaukie, OR 97222
 Tel: 503-607-0481
 bruce@bkengineers.com

Project Title: A.R.E. Manufacturing
 Engineer: bwk
 Project ID: 22-166
 Project Descr: Building expansion

Printed: 15 MAR 2023, 12:06PM

Restrained Retaining Wall

Project File: A.R.E..ec6

LIC#: KW-06014052, Build:20.23.2.14

BK ENGINEERS INC

(c) ENERCALC INC 1983-2022

DESCRIPTION: Interior wall

Footing Strengths & Dimensions

Toe Width	=	0.50 ft
Heel Width	=	1.0
Total Footing Width	=	1.50
Footing Thickness	=	9.0 in
Key Width	=	in
Key Depth	=	in
Key Distance from Toe	=	ft
f_c	=	3,000 psi
F_y	=	60000 psi
Footing Concrete Density	=	150 pcf
Min. As %	=	0.0018
Cover @ Top	=	2 in
@ Btm.	=	3 in

Footing Design Results

	<u>Toe</u>	<u>Heel</u>
Factored Pressure	= 1,300.35	1,300.35 psf
μ_u : Upward	= 162.544	ft-#
μ_u : Downward	= 25.125	ft-#
μ_u : Design	= 137	-98 ft-#
Actual 1-Way Shear	= 0.6940	psi
Allow 1-Way Shear	= 82.158	82.158 psi

Other Acceptable Sizes & Spacings:

Toe: # 4 @ 18.00 in	-or-	#4@ 12.34 in, #5@ 19.13 in, #6@ 27.16 in, #7@ 37
Heel: None Spec'd	-or-	$\phi M_n = \phi * 5 * \lambda * \sqrt{f_c} * S_m$
Key: # 0 @ 0.00 in	-or-	No key defined
Min footing T&S reinf Area		0.29 in ²
Min footing T&S reinf Area per foot		0.19 in ² /ft
If one layer of horizontal bars:		If two layers of horizontal bars:
#4@ 12.35 in		#4@ 24.69 in
#5@ 19.14 in		#5@ 38.27 in
#6@ 27.16 in		#6@ 54.32 in

Summary of Forces on Footing : Slab RESISTS sliding, stem is FIXED at footing

Forces acting on footing for soil pressure

>>> Sliding Forces are restrained by the adjacent slab

Load & Moment Summary For Footing : For Soil Pressure Calcs

Moment @ Top of Footing Applied from Stem	=	-387.522 ft-#
Surcharge Over Heel	= 0.0 lbs	0.0 ft
0.0 ft		0.0 ft-#
Adjacent Footing Load	= 1,050.11 lbs	1.250 ft
1.250 ft		1,312.63 ft-#
Axial Dead Load on Stem	= 0.0 lbs	0.0 ft
0.0 ft		0.0 ft-#
Soil Over Toe	= 27.50 lbs	0.250 ft
0.250 ft		6.875 ft-#
Surcharge Over Toe	= 0.0 lbs	0.0 ft
0.0 ft		0.0 ft-#
Stem Weight	= 218.70 lbs	0.750 ft
0.750 ft		164.025 ft-#
Soil Over Heel	= 160.380 lbs	1.250 ft
1.250 ft		200.475 ft-#
Footing Weight	= 168.750 lbs	0.750 ft
0.750 ft		126.563 ft-#
Total Vertical Force	= 1,625.44 lbs	Base Moment = 1,423.05 ft-#

Stem is specified to be fixed to footing, and top restraint is assumed to react out any tendency for moment at the footing/soil interface, so uniform soil pressure is assumed.

Vertical component of active lateral soil pressure IS NOT considered in the calculation of Sliding Resistance.

Dimensional Solutions DSAncor Report	Version: 5.7.0	Date:	3/15/2023	Time	9:15:41 AM
Project Name	A.R.E. Manufacturing	Project No.	22-166		
Project Description		Engineer:		Checker:	
File Path	P:\Haworth, Inc\22-166 A.R.E. Mfg. foundation\Grid 3and4 A and F.dsa				

PROJECT INFORMATION Grid 3 and 4 A and F

Name: A.R.E. Manufacturing
Number: 22-166
Client: Haworth Inc
Location: Newberg, OR

DESIGN CODE: ACI 318 - 2014 **INPUT UNITS:** English **OUTPUT UNITS:** English

CONCRETE PARAMETERS

Compressive Strength (psi) 3000
Unit Weight (pcf) 150

ANCHOR PARAMETERS

Yield Strength fy (ksi) 81
Tensile Strength fut (ksi) 105

REINFORCING STEEL PARAMETERS

Yield Strength (psi) 60000

REBAR PARAMETERS

Longitudinal Bar Size (in.) 4
Tie Bar Size (in.) 4

APPLIED LOADS

Load Case	Axial (kip)	Shear X (kip)	Moment Z (kip-ft)	Shear Z (kip)	Moment X (kip-ft)
1 - Dead	24.8	33.9	0.	0.	0.
2 - Live	43.6	-62.3	0.	0.	0.
3 - Wind	0.	0.	0.	0.	0.
4 - Earthquake	0.	0.	0.	0.	0.

FACTORED (ULTIMATE) LOAD COMBINATIONS

Load Combination	Axial (kip)	Shear X (kip)	Moment Z (kip-ft)	Shear Z (kip)	Moment X (kip-ft)
1 - 1.4Dead	34.72	47.46	0.	0.	0.
2 - 1.2Dead + 1.6Live	99.52	-59.	0.	0.	0.
3 - 1.2Dead + Live + 1.6Wind	73.36	-21.62	0.	0.	0.
4 - 0.9Dead + 1.6Wind	22.32	30.51	0.	0.	0.
5 - 1.2Dead + Live + Earthquake	73.36	-21.62	0.	0.	0.
6 - 0.9Dead + Earthquake	22.32	30.51	0.	0.	0.

Dimensional Solutions DSAncor Report	Version: 5.7.0	Date:	3/15/2023	Time	9:15:41 AM
Project Name	A.R.E. Manufacturing	Project No.	22-166	Checker:	
Project Description		Engineer:			
File Path	P:\Haworth, Inc\22-166 A.R.E. Mfg. foundation\Grid 3and4 A and F.dsa				

GROUP ANCHOR STRENGTH - ULTIMATE LOAD COMBINATIONS

TENSILE STRENGTH

Seismic Risk Factor or Reduction Factor for concrete failure modes **1** for governing load combination 6

Load Combination	Axial Load	Group Tensile Capacity	Tensile Ratio	Remarks	Controlling Strength
	(kip)	(kip)			
1 - 1.4Dead	0.	34.566	0.		TENSILECONCBREAKOUT
2 - 1.2Dead + 1.6Live	0.	34.566	0.		TENSILECONCBREAKOUT
3 - 1.2Dead + Live + 1.6Wind	0.	34.566	0.		TENSILECONCBREAKOUT
4 - 0.9Dead + 1.6Wind	0.	34.566	0.		TENSILECONCBREAKOUT
5 - 1.2Dead + Live + Earthqua	0.	34.566	0.		TENSILECONCBREAKOUT
6 - 0.9Dead + Earthquake	0.	34.566	0.		TENSILECONCBREAKOUT

Dimensional Solutions DSAncor Report	Version: 5.7.0	Date:	3/15/2023	Time	9:15:41 AM
Project Name	A.R.E. Manufacturing	Project No.	22-166	Checker:	
Project Description		Engineer:			
File Path	P:\Haworth, Inc\22-166 A.R.E. Mfg. foundation\Grid 3and4 A and F.dsa				

SHEAR STRENGTH

Seismic Risk Factor or Reduction Factor for concrete failure modes 1 for governing load combination 2

SHEAR STRENGTH - X DIRECTION

Load Combination	Shear Load	Group Shear Capacity	Shear Ratio	Remarks	Controlling Strength
	(kip)	(kip)			
1 - 1.4Dead	47.46	69.133	0.687		PRYOUT
2 - 1.2Dead + 1.6Live	-59.	69.133	0.853		PRYOUT
3 - 1.2Dead + Live + 1.6Wind	-21.62	69.133	0.313		PRYOUT
4 - 0.9Dead + 1.6Wind	30.51	69.133	0.441		PRYOUT
5 - 1.2Dead + Live + Earthqua	-21.62	69.133	0.313		PRYOUT
6 - 0.9Dead + Earthquake	30.51	69.133	0.441		PRYOUT

SHEAR STRENGTH - Z DIRECTION

Load Combination	Shear Load	Group Shear Capacity	Shear Ratio	Remarks	Controlling Strength
	(kip)	(kip)			
1 - 1.4Dead	0.	69.133	0.		PRYOUT
2 - 1.2Dead + 1.6Live	0.	69.133	0.		PRYOUT
3 - 1.2Dead + Live + 1.6Wind	0.	69.133	0.		PRYOUT
4 - 0.9Dead + 1.6Wind	0.	69.133	0.		PRYOUT
5 - 1.2Dead + Live + Earthqua	0.	69.133	0.		PRYOUT
6 - 0.9Dead + Earthquake	0.	69.133	0.		PRYOUT

COMBINED TENSION AND SHEAR STRENGTH

Load Combination	Interaction Ratio	Allowable Interaction Ratio	Remarks
1 - 1.4Dead	0.687	1.2	
2 - 1.2Dead + 1.6Live	0.853	1.2	

Dimensional Solutions DSAnchor Report	Version: 5.7.0	Date:	3/15/2023	Time	9:15:41 AM
Project Name	A.R.E. Manufacturing	Project No.	22-166	Checker:	
Project Description		Engineer:			
File Path	P:\Haworth, Inc\22-166 A.R.E. Mfg. foundation\Grid 3and4 A and F.dsa				

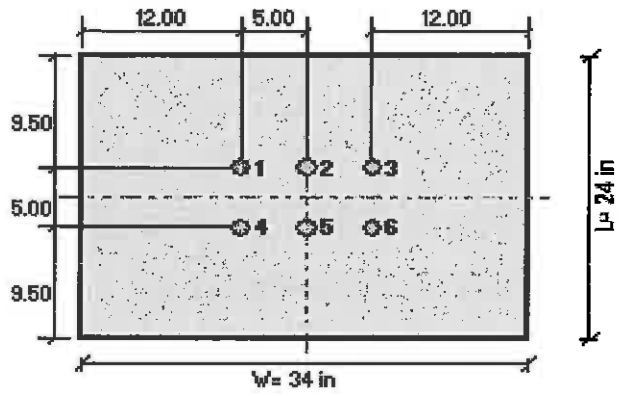
3 - 1.2Dead + Live + 1.6Wind	0.313	1.2
4 - 0.9Dead + 1.6Wind	0.441	1.2
5 - 1.2Dead + Live + Earthqua	0.313	1.2
6 - 0.9Dead + Earthquake	0.441	1.2

Note: Group capacities include seismic risk factor where required.
 Reinforcement is assumed to resist shear and therefore it must be designed appropriately to resist shear forces resulting from the governing mode of failure.

*** indicates user specified value or a value based on user selection of uncracked/cracked concrete section.

Dimensional Solutions DSAncor Report	Version: 5.7.0	Date: 3/15/2023	Time 9:15:41 AM
Project Name	A.R.E. Manufacturing	Project No.	22-166
Project Description		Engineer:	Checker:
File Path	P:\Haworth, Inc\22-166 A.R.E. Mfg. foundation\Grid 3and4 A and F.dsa		

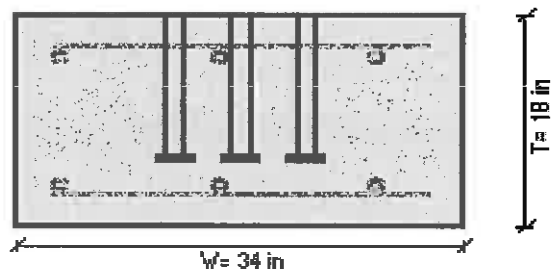
(All Dimensions in Inches)



PLAN

1-3/8 in. Headed Bolt
A325 Type
with 12 in embedment depth

**Provide Anchor
Reinforcement**



ELEVATION

ANCHOR BOLTS GRID 2/F CONTD

USE 3/4" A36 BOLTS
w/ 12" EMBED - SEE ATTACHED

ALL OTHER ANCHOR BOLT
SHEAR & UPLIFT LOADS LESS
4/11/11 2/F

CIRADO BEAM GRID A+1/3+4

FACTORED TENSION LOAD
 $= 1.2(24.8) + 1.6(62.3) = 129.4k$

$A_{REQ} = \frac{129.4}{0.75(60)} = 2.88 \text{ IN}^2$

LIMIT TIE ROD ELONGATION TO 1/2"

$A_{MIN} = \frac{PL}{0.5E} = \frac{9.6(115)(12)}{0.5(29 \times 10^3)} = 9.16 \text{ IN}^2$

USE 12 #8 $A = 9.43 \text{ IN}^2$

MIN & MAX GRADE BEAM AREA

$A_{G \text{ MAX}} = 9.43 / 0.01 = 943 \text{ IN}^2$

$A_{G \text{ MIN}} = 9.43 / 0.08 = 118 \text{ IN}^2$

USE 20" X 16" GRADE
BEAM $A_G = 320 \text{ IN}^2$

Dimensional Solutions DSAncor Report	Version: 5.7.0	Date:	3/15/2023	Time	9:25:44 AM
Project Name	A.R.E. Manufacturing	Project No.	22-166		
Project Description		Engineer:		Checker:	
File Path	P:\Haworth, Inc\22-166 A.R.E. Mfg. foundation\Grid2F.dsa				

PROJECT INFORMATION Grtd 2F Shear

Name: A.R.E. Manufacturing
Number: 22-166
Client: Haworth Inc
Location: Newberg, OR

DESIGN CODE: ACI 318 - 2014 INPUT UNITS: English OUTPUT UNITS: English

CONCRETE PARAMETERS

Compressive Strength (psi) 3000
Unit Weight (pcf) 150

ANCHOR PARAMETERS

Yield Strength fy (ksi) 36
Tensile Strength fut (ksi) 58

REINFORCING STEEL PARAMETERS

Yield Strength (psi) 60000

REBAR PARAMETERS

Longitudinal Bar Size (in.) 4
Tie Bar Size (in.) 4

APPLIED LOADS

Load Case	Axial (kip)	Shear X (kip)	Moment Z (kip-ft)	Shear Z (kip)	Moment X (kip-ft)
1 - Dead	-0.6	0.05	0.	0.	0.
2 - Live	0.	0.	0.	0.	0.
3 - Wind	0.	0.	0.	0.	0.
4 - Earthquake	-5.	-4.6	0.	0.	0.

FACTORED (ULTIMATE) LOAD COMBINATIONS

Load Combination	Axial (kip)	Shear X (kip)	Moment Z (kip-ft)	Shear Z (kip)	Moment X (kip-ft)
1 - 1.4Dead	-0.84	0.07	0.	0.	0.
2 - 1.2Dead + 1.6Live	-0.72	0.06	0.	0.	0.
3 - 1.2Dead + Live + 1.6Wind	-0.72	0.06	0.	0.	0.
4 - 0.9Dead + 1.6Wind	-0.54	0.045	0.	0.	0.
5 - 1.2Dead + Live + Earthquake	-13.22	-11.44	0.	0.	0.
6 - 0.9Dead + Earthquake	-13.04	-11.455	0.	0.	0.

Dimensional Solutions DSAncor Report	Version: 5.7.0	Date:	3/15/2023	Time	9:25:44 AM
Project Name	A.R.E. Manufacturing	Project No.	22-166	Checker:	
Project Description		Engineer:			
File Path	P:\Haworth, Inc\22-166 A.R.E. Mfg. foundation\Grid2F.dsa				

GROUP ANCHOR STRENGTH - ULTIMATE LOAD COMBINATIONS

TENSILE STRENGTH

Seismic Risk Factor or Reduction Factor for concrete failure modes 1 for governing load combination 5

Load Combination	Axial Load	Group Tensile Capacity	Tensile Ratio	Remarks	Controlling Strength
	(kip)	(kip)			
1 - 1.4Dead	-0.84	22.808	0.037		TENSILECONCBREAKOUT
2 - 1.2Dead + 1.6Live	-0.72	22.808	0.032		TENSILECONCBREAKOUT
3 - 1.2Dead + Live + 1.6Wind	-0.72	22.808	0.032		TENSILECONCBREAKOUT
4 - 0.9Dead + 1.6Wind	-0.54	22.808	0.024		TENSILECONCBREAKOUT
5 - 1.2Dead + Live + Earthqua	-13.22	22.808	0.58		TENSILECONCBREAKOUT
6 - 0.9Dead + Earthquake	-13.04	22.808	0.572		TENSILECONCBREAKOUT

Dimensional Solutions DSAnchor Report	Version: 5.7.0	Date:	3/15/2023	Time	9:25:44 AM
Project Name	A.R.E. Manufacturing	Project No.	22-166	Checker:	
Project Description		Engineer:			
File Path	P:\Haworth, Incl22-166 A.R.E. Mfg. foundation\Grid2F.dsa				

SHEAR STRENGTH

Seismic Risk Factor or Reduction Factor for concrete failure modes 1 for governing load combination 6

SHEAR STRENGTH - X DIRECTION

Load Combination	Shear Load	Group Shear Capacity	Shear Ratio	Remarks	Controlling Strength
	(kip)	(kip)			
1 - 1.4Dead	0.07	30.22	0.002		SHEARSTEEL
2 - 1.2Dead + 1.6Live	0.06	30.22	0.002		SHEARSTEEL
3 - 1.2Dead + Live + 1.6Wind	0.06	30.22	0.002		SHEARSTEEL
4 - 0.9Dead + 1.6Wind	0.045	30.22	0.001		SHEARSTEEL
5 - 1.2Dead + Live + Earthqua	-11.44	30.22	0.379		SHEARSTEEL
6 - 0.9Dead + Earthquake	-11.455	30.22	0.379		SHEARSTEEL

SHEAR STRENGTH - Z DIRECTION

Load Combination	Shear Load	Group Shear Capacity	Shear Ratio	Remarks	Controlling Strength
	(kip)	(kip)			
1 - 1.4Dead	0.	30.22	0.		SHEARSTEEL
2 - 1.2Dead + 1.6Live	0.	30.22	0.		SHEARSTEEL
3 - 1.2Dead + Live + 1.6Wind	0.	30.22	0.		SHEARSTEEL
4 - 0.9Dead + 1.6Wind	0.	30.22	0.		SHEARSTEEL
5 - 1.2Dead + Live + Earthqua	0.	30.22	0.		SHEARSTEEL
6 - 0.9Dead + Earthquake	0.	30.22	0.		SHEARSTEEL

COMBINED TENSION AND SHEAR STRENGTH

Load Combination	Interaction Ratio	Allowable Interaction Ratio	Remarks
1 - 1.4Dead	0.039	1.2	
2 - 1.2Dead + 1.6Live	0.034	1.2	

Dimensional Solutions DSAAnchor Report	Version: 5.7.0	Date:	3/15/2023	Time	9:25:44 AM
Project Name	A.R.E. Manufacturing	Project No.	22-166		
Project Description		Engineer:		Checker:	
File Path	P:\Haworth, Inc\22-166 A.R.E. Mfg. foundation\Grid2F.dsa				

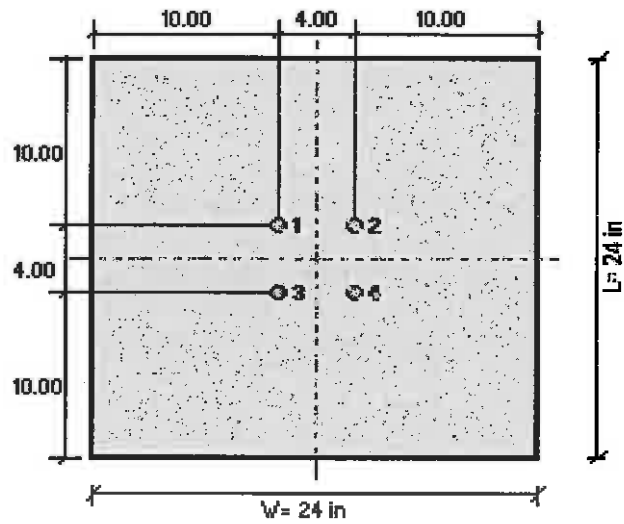
3 - 1.2Dead + Live + 1.6Wind	0.034	1.2
4 - 0.9Dead + 1.6Wind	0.025	1.2
5 - 1.2Dead + Live + Earthqua	0.958	1.2
6 - 0.9Dead + Earthquake	0.951	1.2

Note: Group capacities include seismic risk factor where required.
Reinforcement is assumed to resist shear and therefore it must be designed appropriately to resist shear forces resulting from the governing mode of failure.

*** indicates user specified value or a value based on user selection of uncracked/cracked concrete section.

Dimensional Solutions DSAnchor Report	Version: 5.7.0	Date: 3/15/2023	Time 9:25:44 AM
Project Name	A.R.E. Manufacturing	Project No.	22-166
Project Description		Engineer:	Checker:
File Path	P:\Haworth, Inc\22-166 A.R.E. Mfg. foundation\Grid2F.dsa		

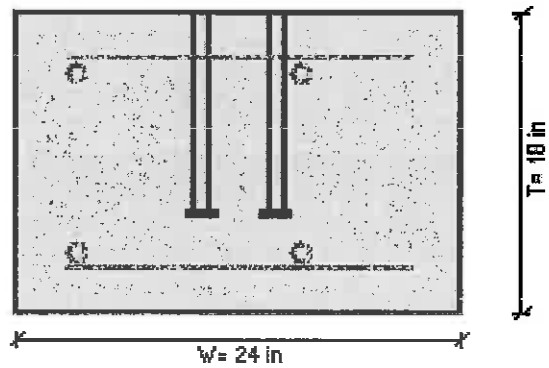
(All Dimensions in Inches)



PLAN

3/4 in. Headed Bolt
F1554 36 Type
with 12 in embedment depth

**Provide Anchor
Reinforcement**



ELEVATION

Dimensional Solutions DSAnchor Report	Version: 5.7.0	Date: 3/15/2023	Time 9:28:50 AM
Project Name	A.R.E. Manufacturing	Project No.	22-166
Project Description		Engineer:	Checker:
File Path	P:\Haworth, Inc\22-166 A.R.E. Mfg. foundation\Grid2F Max Up.dsa		

PROJECT INFORMATION Grid 2F Max Up

Name: A.R.E. Manufacturing
Number: 22-166
Client: Haworth Inc
Location: Newberg, OR

DESIGN CODE: ACI 318 - 2014 **INPUT UNITS:** English **OUTPUT UNITS:** English

CONCRETE PARAMETERS

Compressive Strength (psi) 3000
Unit Weight (pcf) 150

ANCHOR PARAMETERS

Yield Strength fy (ksi) 36
Tensile Strength fut (ksi) 58

REINFORCING STEEL PARAMETERS

Yield Strength (psi) 60000

REBAR PARAMETERS

Longitudinal Bar Size (in.) 4
Tie Bar Size (in.) 4

APPLIED LOADS

Load Case	Axial (kip)	Shear X (kip)	Moment Z (kip-ft)	Shear Z (kip)	Moment X (kip-ft)
1 - Dead	-3.	2.	0.	0.	0.
2 - Live	-5.7	-0.23	0.	0.	0.
3 - Wind	0.	0.	0.	0.	0.
4 - Earthquake	-4.6	0.	0.	0.	0.

FACTORED (ULTIMATE) LOAD COMBINATIONS

Load Combination	Axial (kip)	Shear X (kip)	Moment Z (kip-ft)	Shear Z (kip)	Moment X (kip-ft)
1 - 1.4Dead	-4.2	2.8	0.	0.	0.
2 - 1.2Dead + 1.6Live	-12.72	2.032	0.	0.	0.
3 - 1.2Dead + Live + 1.6Wind	-9.3	2.17	0.	0.	0.
4 - 0.9Dead + 1.6Wind	-2.7	1.8	0.	0.	0.
5 - 1.2Dead + Live + Earthquake	-20.8	2.17	0.	0.	0.
6 - 0.9Dead + Earthquake	-14.2	1.8	0.	0.	0.

Dimensional Solutions DSAncor Report	Version: 5.7.0	Date:	3/15/2023	Time	9:28:50 AM
Project Name	A.R.E. Manufacturing	Project No.	22-166	Checker:	
Project Description		Engineer:			
File Path	P:\Haworth, Inc\22-166 A.R.E. Mfg. foundation\Grid2F Max Up.dsa				

GROUP ANCHOR STRENGTH - ULTIMATE LOAD COMBINATIONS

TENSILE STRENGTH

Seismic Risk Factor or Reduction Factor for concrete failure modes **1** for governing load combination 5

Load Combination	Axial Load	Group Tensile Capacity	Tensile Ratio	Remarks	Controlling Strength
	(kip)	(kip)			
1 - 1.4Dead	-4.2	22.808	0.184		TENSILECONCBREAKOUT
2 - 1.2Dead + 1.6Live	-12.72	22.808	0.558		TENSILECONCBREAKOUT
3 - 1.2Dead + Live + 1.6Wind	-9.3	22.808	0.408		TENSILECONCBREAKOUT
4 - 0.9Dead + 1.6Wind	-2.7	22.808	0.118		TENSILECONCBREAKOUT
5 - 1.2Dead + Live + Earthqua	-20.8	22.808	0.912		TENSILECONCBREAKOUT
6 - 0.9Dead + Earthquake	-14.2	22.808	0.623		TENSILECONCBREAKOUT

Dimensional Solutions DSAncor Report	Version: 5.7.0	Date:	3/15/2023	Time	9:28:50 AM
Project Name	A.R.E. Manufacturing	Project No.	22-166	Checker:	
Project Description		Engineer:			
File Path	P:\Haworth, Incl22-166 A.R.E. Mfg. foundation\Grid2F Max Up.dsa				

SHEAR STRENGTH

Seismic Risk Factor or Reduction Factor for concrete failure modes 1 for governing load combination 1

SHEAR STRENGTH - X DIRECTION

Load Combination	Shear Load	Group Shear Capacity	Shear Ratio	Remarks	Controlling Strength
	(kip)	(kip)			
1 - 1.4Dead	2.8	30.22	0.093		SHEARSTEEL
2 - 1.2Dead + 1.6Live	2.032	30.22	0.067		SHEARSTEEL
3 - 1.2Dead + Live + 1.6Wind	2.17	30.22	0.072		SHEARSTEEL
4 - 0.9Dead + 1.6Wind	1.8	30.22	0.06		SHEARSTEEL
5 - 1.2Dead + Live + Earthqua	2.17	30.22	0.072		SHEARSTEEL
6 - 0.9Dead + Earthquake	1.8	30.22	0.06		SHEARSTEEL

SHEAR STRENGTH - Z DIRECTION

Load Combination	Shear Load	Group Shear Capacity	Shear Ratio	Remarks	Controlling Strength
	(kip)	(kip)			
1 - 1.4Dead	0.	30.22	0.		SHEARSTEEL
2 - 1.2Dead + 1.6Live	0.	30.22	0.		SHEARSTEEL
3 - 1.2Dead + Live + 1.6Wind	0.	30.22	0.		SHEARSTEEL
4 - 0.9Dead + 1.6Wind	0.	30.22	0.		SHEARSTEEL
5 - 1.2Dead + Live + Earthqua	0.	30.22	0.		SHEARSTEEL
6 - 0.9Dead + Earthquake	0.	30.22	0.		SHEARSTEEL

COMBINED TENSION AND SHEAR STRENGTH

Load Combination	Interaction Ratio	Allowable Interaction Ratio	Remarks
1 - 1.4Dead	0.277	1.2	
2 - 1.2Dead + 1.6Live	0.625	1.2	

Dimensional Solutions DSAnchor Report	Version: 5.7.0	Date:	3/15/2023	Time	9:28:50 AM
Project Name	A.R.E. Manufacturing	Project No.	22-166	Checker:	
Project Description		Engineer:			
File Path	P:\Haworth, Inc\22-166 A.R.E. Mfg. foundation\Grid2F Max Up.dsa				

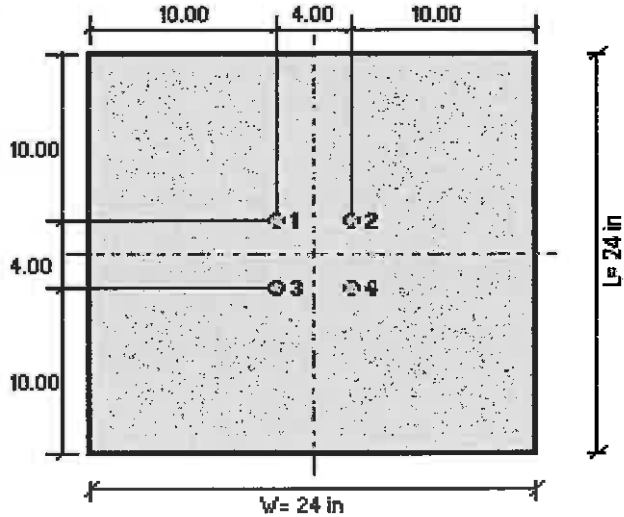
3 - 1.2Dead + Live + 1.6Wind	0.48	1.2
4 - 0.9Dead + 1.6Wind	0.178	1.2
5 - 1.2Dead + Live + Earthqua	0.984	1.2
6 - 0.9Dead + Earthquake	0.682	1.2

Note: Group capacities include seismic risk factor where required.
Reinforcement is assumed to resist shear and therefore it must be designed appropriately to resist shear forces resulting from the governing mode of failure.

*** indicates user specified value or a value based on user selection of uncracked/cracked concrete section.

Dimensional Solutions DSAncor Report	Version: 5.7.0	Date: 3/15/2023	Time 9:28:50 AM
Project Name	A.R.E. Manufacturing	Project No. 22-166	
Project Description		Engineer:	Checker:
File Path	P:\Haworth, Inc\22-166 A.R.E. Mfg. foundation\Grid2F Max Up.dsa		

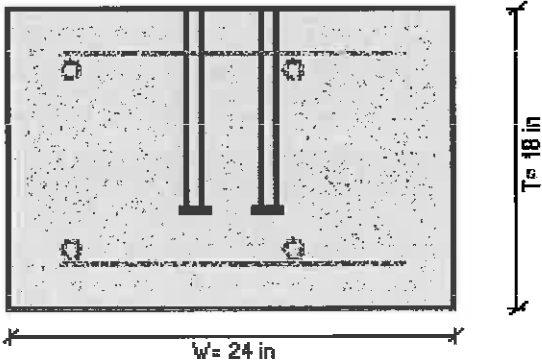
(All Dimensions in Inches)



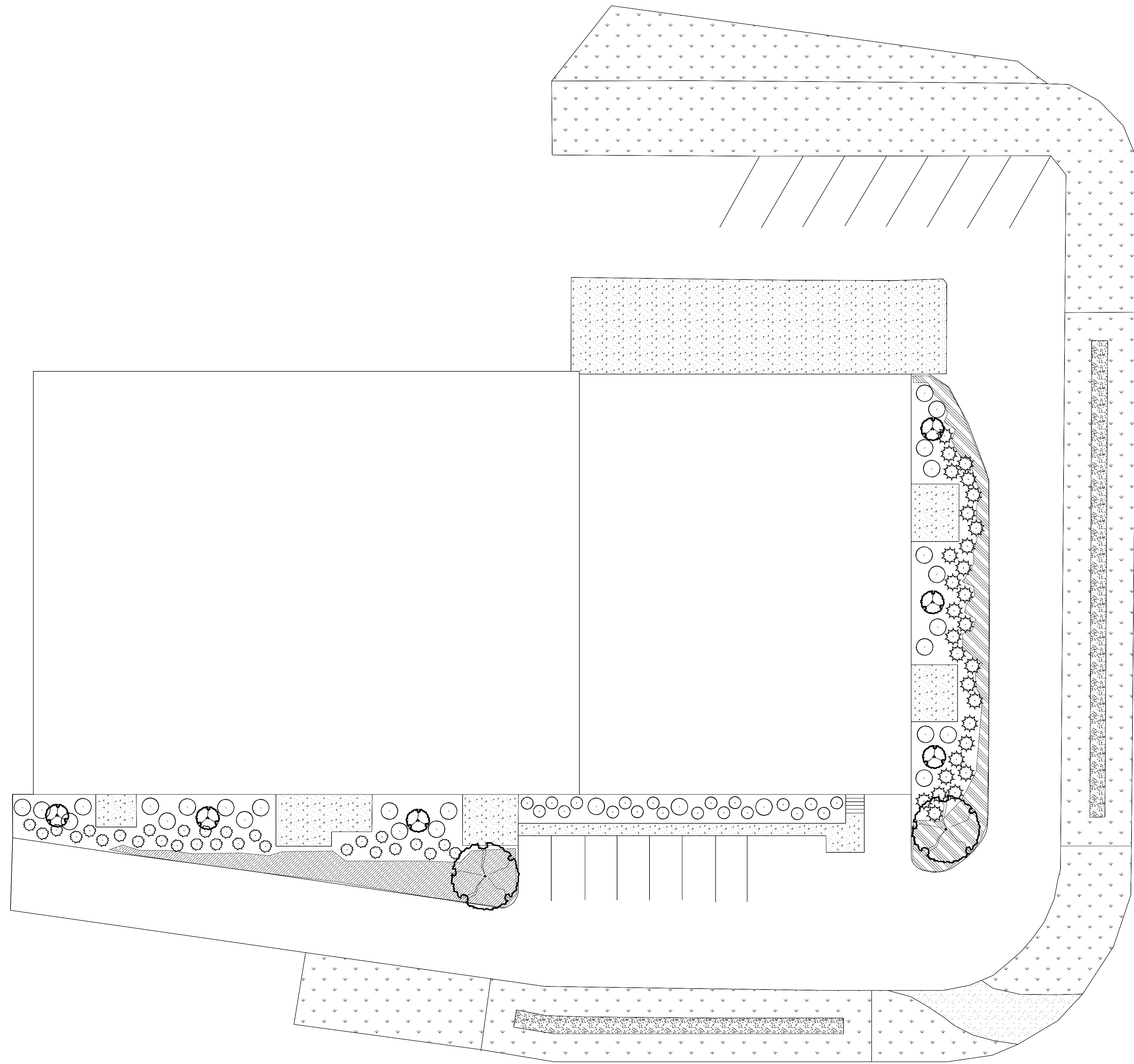
PLAN

3/4 in. Headed Bolt
F1554 36 Type
with 12 in embedment depth

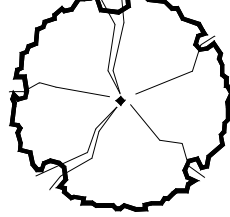





**Provide Anchor
Reinforcement**



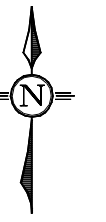
ELEVATION



Plant Schedule

	Acer Rubrum 'Sunset'	2" Cal.
	Acer Palmatum 'Bloodgood'	15" Cal
	Prunus laurocerasus 'Otto Luyken'	5 Gal.
	Choisya ternata	5 Gal.
	Viburnum Davidii	3 Gal.
	Spiraea japonica 'Pink princess'	3 Gal.
	Nandina domestica 'gulf stream'	3 Gal.
	Rubus Calycinoides 'Emerald Carpet'	4" Pots 3' O.C.
	Kinnicknick	4" Pots 3' O.C.
	Protime PT 30I water smarter tall fescue blend	Seed

- * All Shrub beds to receive automatic irrigation system
- * All shrub beds to receive 3" of hemlock bark mulch



NORTH

Planting Plan

A.R.E. Manufacturing Expansion

NE Aaron Drive & NE Dunn Place

DRAWING #

DATE

03/01/23

SCALE

1"=10'

L 1.0

LP = INSTALL LUMINAIRE POLE #.
 X (X = POLE #).

OPTION "A" STREET LIGHTING NOTES:

1. LUMINAIRES SHALL BE CITY OF NEWBERG APPROVED 88 WATT LED, 240V, MAST ARM MOUNTED, GRAY, COBRAHEAD, FLAT LENS FIXTURE, WITH TWISTLOCK P.E. RECEPTACLE.

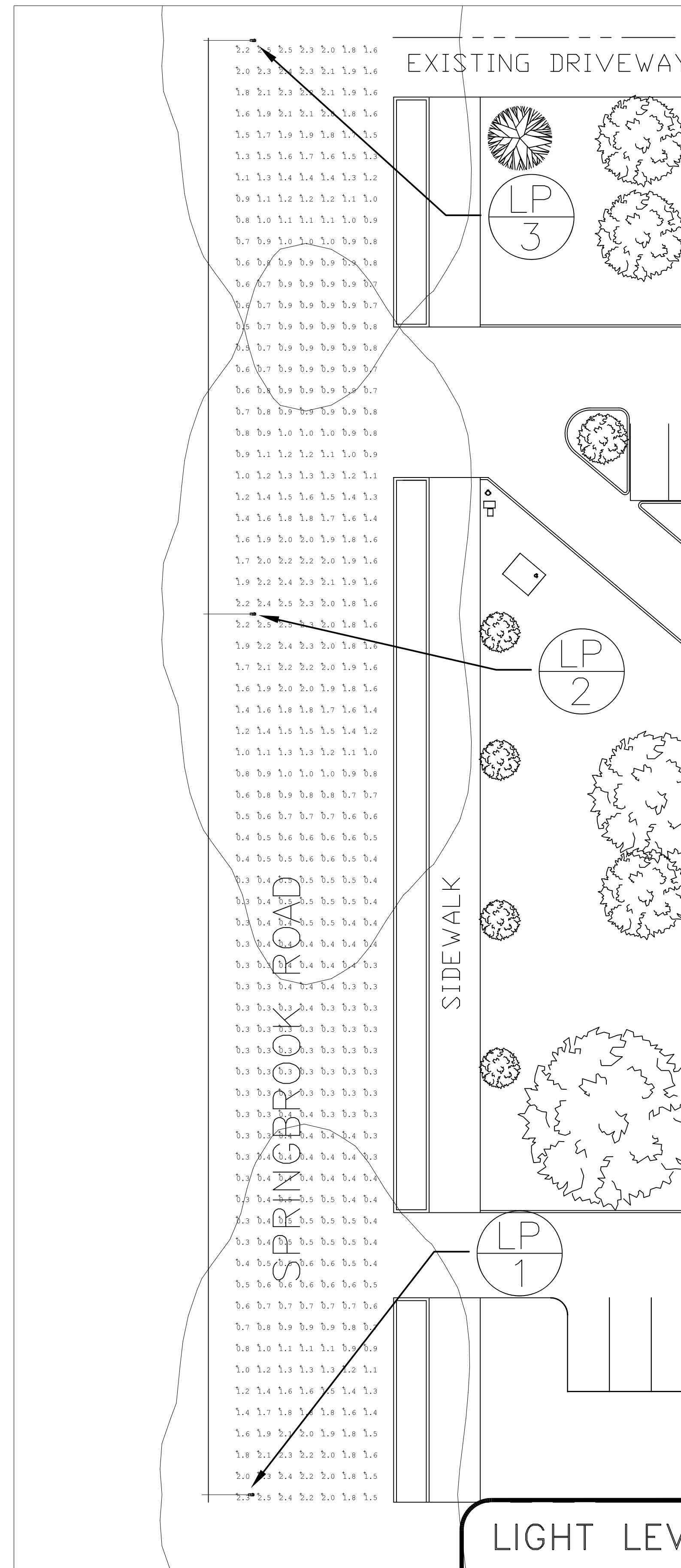
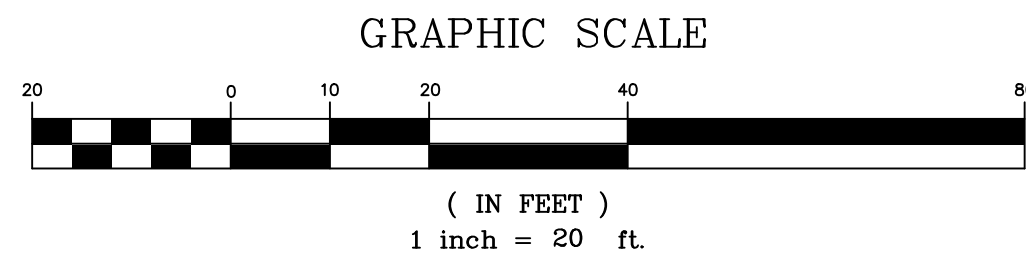
CITY OF NEWBERG PREFERRED COBRAHEAD LUMINAIRES ARE:
 88W LEOTEK GCM2-40H-MV-WW-2R-GY-700-RWG-WL-FDC-PGE

2. THE PHOTOELECTRIC CONTROL SHALL BE PGE APPROVED TWISTLOCK, FAIL-ON ELECTRONIC, 105-300 VAC, 60 HZ PER ANSI 136.10, BRONZE HOUSING, 1.5 LUMEN TURN-ON, RATED 1000W TUNGSTEN (1800 VA BALLAST) 1.5:1 TURN-OFF/TURN-ON RATIO, SOLID BRASS PLUG BLADES, CONFORMALLY COATED CDS CELL, 160 JOULE MOV, 2-4 SEC. TURN-OFF DELAY.

PGE APPROVED PHOTOELECTRIC CONTROLS ARE:
 DTL DLL 1271.5 J50
 RIPLEY RD8645
 INTERMATIC-EK4536SB

3. PGE APPROVED MAST ARMS TO BE, STEEL, 12-FOOT MAST ARMS.
 APPROVED MAST ARMS ARE:
 SALCO WPDG-125-12-S
 MACLEAN POWER SYSTEMS S-125-12DG

4. ALL MATERIAL AND WORKMANSHIP SHALL CONFORM TO P.G.E. SCHEDULE "95" OPTION "A" SPECIFICATIONS. ALL MATERIALS AND INSTALLATION BE APPROVED BY CITY OF NEWBERG AND PGE.



LIGHT POLE LOCATION TABLE							
POLE NUMBER	MH	WATTS	LUMENS	ARM	ARRANGEMENT	STREET	POLE TYPE
1	30 FT	88	10331	6	SINGLE	SPRINGBROOK	WOOD POLE
2	30 FT	88	10331	6	SINGLE	SPRINGBROOK	WOOD POLE
3	30 FT	88	10331	6	SINGLE	SPRINGBROOK	WOOD POLE

NUMERIC SUMMARY						
PROJECT: A.R.E. MANUFACTURING						
LABEL	CALC TYPE	UNITS	AVG	MAX	MIN	AVG/MIN
HERITAGE ST	ILLUMINANCE	FC	1.07	2.50	0.30	3.57

LIGHT LEVEL REQUIREMENTS				
ROADWAY	CLASSIFICATION		LIGHT LEVEL	UNIFORMITY
SPRINGBROOK RD	ARTERIAL	TARGET	1.0 FC AVG	4:1 AVG/MIN
		ACHIEVED	1.07 FC AVG	3.57:1 AVG/MIN

STREETLIGHTING DESIGN
 Scale: 1"= 20'

Northstar Electrical Contractors
 11055 S.W. Clay Street
 Sherwood, Oregon 97140
 Phone 503-612-0840
 Fax 503-612-0891
 Email adam.suminski@NorthStarElect.com



A.R.E. MANUFACTURING
 NEWBERG, OR

STREET LIGHTING	REV/DATE	NO.	REV DESCRIPTION
Designed by: Adam Suminski			
Checked by: Jesse Culp			
Date: July 22, 2022			

DWG. NO
EL1

BUILDING INFORMATION

JOB NUMBER: 22-8706
CUSTOMER: Elbert Rentals
PROJECT: Building Expansion
LOCATION: Newberg, OR 97132
MAIN BUILDING
DESCRIPTION: 117'-0" x 90'-0" x 14'-9 3/16" x 14'-1-1/16"
SLOPE: 1.0:12

FRAMING DATA

PRIMARY STEEL COLOR: GREY
FRAME TYPE: Standard Rigid Frame
LEFT ENDWALL: Post & Beam
RIGHT ENDWALL: Rigid Frame
BUILDING FRAMES: 2 Rigid Frames, Clear Span
1 Rigid Frame with interior columns
at :17'-0", 79'-0"

SHEETING TYPE AND COLOR

ROOF: 6" Kingseam, Gauge: 24 Ext., 26 Int.
Color: Kingspan Imperial White Int & Ext.
WALL: PBR, Gauge: 26, Color: Ashland Grey
EAVE SOFFIT: None
GABLE SOFFIT: None
SW LINER: None
EW LINER: None
GABLE TRIM: Imperial White
EAVE TRIM: Imperial White
GUTTER TRIM: Imperial White
CORNER TRIM: Mt Hood White
JAMB TRIM: Mt Hood White
DOWNSPOUT: Mt Hood White
BASE TRIM: Ashland Grey
BASE COND: Base Channel

GENERAL NOTES:

- 1. PRODUCT CERTIFICATIONS
APPROVED FABRICATOR OF PREFABRICATED BUILDINGS.
REF. IAS REPORT NO. FA-405
2. MATERIALS SPECIFICATION
ASTM DESIGNATION
YIELD STRENGTH
FLAT BAR..... A-572
STEEL PLATE..... A-572
HOT-ROLLED MILL SHAPES..... A-992
CONNECTION PLATES..... A-572
BRACE RODS..... A-36
COLD-FORMED LIGHT GAGE SHAPES..... A-570
ROOF AND WALL SHEETING (R PANEL)..... A-792-94
ROOF SHEETING (STANDING SEAM)..... A-446-76
BOLTS TYP..... A-325
1/2" BOLTS..... GRADE 5
3. SECONDARY STRUCTURAL COATING
FORMED FROM GALVANIZED PRODUCTS (G60)
4. BUILDER/CONTRACTOR OR A/E FIRM RESPONSIBILITIES
PACIFIC BUILDING SYSTEMS STANDARD PRODUCT SPECIFICATIONS FOR DESIGN, FABRICATION, QUALITY CRITERIA, STANDARDS AND TOLERANCES SHALL GOVERN THE WORK, UNLESS STIPULATED OTHERWISE IN THE CONTRACT DOCUMENTS.
IN CASE OF DISCREPANCIES BETWEEN PACIFIC BUILDING SYSTEMS STRUCTURAL PLANS AND PLANS FOR OTHER TRADES, THE PACIFIC BUILDING SYSTEMS PLANS SHALL GOVERN.
IT IS THE RESPONSIBILITY OF THE BUILDER/CONTRACTOR TO OBTAIN APPROPRIATE APPROVALS AND NECESSARY PERMITS FROM CITY, COUNTY, STATE, OR FEDERAL AGENCIES, AS REQUIRED.
ACCEPTANCE OF THE PACIFIC BUILDING SYSTEMS INTERPRETATION OF THE CONTRACT.
ONCE THE BUILDER/CONTRACTOR OR A/E FIRM HAS SIGNED PACIFIC BUILDING SYSTEMS APPROVAL PACKAGE, CHANGES FROM THE CONTRACT BY THE BUILDER WILL BE BILLED TO THE BUILDER/ CONTRACTOR FOR MATERIAL, ENGINEERING, AND HANDLING FEES. SUCH CHANGES MAY CAUSE THE PROJECT TO BE MOVED FROM THE FABRICATION AND/OR SHIPPING SCHEDULE. A PENALTY FEE MAY BE CHARGED IF THE PROJECT MUST BE MOVED FROM THE FABRICATION AND/OR SHIPPING SCHEDULE, AS LONG AS PACIFIC BUILDING SYSTEMS DESIGN AND DETAILING APPROACH COMPLIES WITH THE CONTRACT.
THE BUILDER/CONTRACTOR OR A/E FIRM IS RESPONSIBLE FOR THE OVERALL PROJECT COORDINATION. ALL INTERFACE AND COMPATIBILITY CONCERNING ANY MATERIALS NOT FURNISHED BY PACIFIC BUILDING SYSTEMS ARE TO BE CONSIDERED AND COORDINATED BY THE BUILDER/CONTRACTOR OR A/E FIRM. THESE PACIFIC BUILDING SYSTEMS ASSUMPTIONS SHALL GOVERN UNLESS SPECIFIC DESIGN CRITERIA CONCERNING THIS INTERFACE BETWEEN MATERIALS IS FURNISHED AS PART OF THE CONTRACT.
THE BUILDER/CONTRACTOR IS RESPONSIBLE TO INSURE THAT ALL OTHER PROJECT PLANS AND SPECIFICATIONS COMPLY WITH THE APPLICABLE REQUIREMENTS OF ANY GOVERNING BUILDING AUTHORITIES.
SUPPLYING SEALED ENGINEERING DESIGN DATA AND DRAWINGS FOR THE PACIFIC BUILDING SYSTEMS BUILDING DOES NOT IMPLY OR CONSTITUTE AN AGREEMENT THAT PACIFIC BUILDING SYSTEMS OR ITS DESIGN ENGINEER IS ACTING AS THE ENGINEER OF RECORD OR DESIGN PROFESSIONAL FOR THE CONSTRUCTION PROJECT. THESE DRAWINGS AND DESIGN DATA ARE SEALED AS TO THE STRUCTURAL SYSTEM FURNISHED BY PACIFIC BUILDING SYSTEMS IN COMPLIANCE WITH ALL REQUIREMENTS OF THE CONTRACT.
THE BUILDER/CONTRACTOR IS RESPONSIBLE FOR SETTING OF ANCHOR BOLTS AND ERECTION OF STEEL BUILDING COMPONENTS IN ACCORDANCE WITH PACIFIC BUILDING SYSTEMS "FOR CONSTRUCTION" DRAWINGS. TEMPORARY SUPPORTS OR BRACING REQUIRED FOR THE BUILDING ERECTION WILL BE THE RESPONSIBILITY OF THE ERECTOR TO DETERMINE, FURNISH, AND INSTALL.
5. A-325 BOLT TIGHTENING REQUIREMENTS
HIGH STRENGTH A-325 BOLTS SHALL BE TIGHTENED BY THE TURN-OF-THE-NUT METHOD IN ACCORDANCE WITH THE LATEST EDITION, AISC SPECIFICATION FOR STRUCTURAL JOINTS USING ASTM A-325 OR A-490 BOLTS. WASHERS ARE NOT REQUIRED WHEN A-325 BOLTS ARE TIGHTENED BY THE TURN-OF-THE-NUT METHOD.

LOADING INFORMATION

BLDG. CODE: OSSC19 (IBC 18)
CLOSED/OPEN: Closed
EXPOSURE: C
WIND SPEED: 97 MPH
COLLATERAL LOAD: 7.00 PSF
DEAD LOAD: 4.50 PSF + FRAME WT
LIVE LOAD: 20.00 PSF
ROOF SNOW LOAD: 25.00 PSF
GROUND SNOW LOAD: 7.00 PSF
SNOW IMPORTANCE (Is): 1.00

FRONT SIDEWALL BRACING: X-Bracing
BACK SIDEWALL BRACING: X-Bracing
LEFT ENDWALL BRACING: X-Bracing
RIGHT ENDWALL BRACING: None
FRONT SIDEWALL EXTENSION: None
BACK SIDEWALL EXTENSION: None
LEFT ENDWALL EXTENSION: None
RIGHT ENDWALL EXTENSION: None

EARTHQUAKE DESIGN DATA

SEISMIC DESIGN CATEGORY: D
SEISMIC IMPORTANCE FACTOR: 1.00
MAPPED SPECTRAL RESPONSE ACCELERATIONS

Table with columns for Ss, %g, S1, %g, Sms, %g, Sm1, %g

SPECTRAL RESPONSE COEFFICIENTS
Sds, %g, Sd1, %g

FRAMED OPENINGS

FRONT SIDEWALL: LEFT ENDWALL:
(1) 16'-0" W x 12'-0" H
(1) 4'-4 1/2" W x 7'-2 1/4" H
(1) 12'-0" W x 12'-0" H

BACK SIDEWALL: RIGHT ENDWALL:
(1) 8'-0" W x 8'-0" H
(1) 3'-4-1/2" W x 7'-2 1/4" H

ACCESSORIES

- 1 - 4070 Insulated Walk Door w/ Lever-Lockset & Dead Bolt
1 - 3070 Insulated Walk Door w/ Lever-Lockset & Dead Bolt

BUILDING NOTES

- *** It is the customer's responsibility to verify building codes and loadings with the local building department.
1. Standard X-bracing.
2. Post and beam end frame at the left endwall, half-loaded rigid (M-2) end frame at the right endwall.
3. 6" thick Kingseam standing seam roofing with 24 ga. kynar ext. and 26 ga. painted int. and 26 gauge painted PBR siding.
4. Girts spaced 4' on center for insulation system. No facing, hangars, support kit or banding required.
5. Right endwall is open and flashed to existing building (PBS job # 93-3931). Customer to verify dimensions of existing building.
6. 3'-6" high CMU wall by others at front sidewalk.
7. Building includes 5 psf collateral loading for sprinkler system. Sprinklers by others
8. Full height 3/4" plywood liner panel by others on all interior walls.

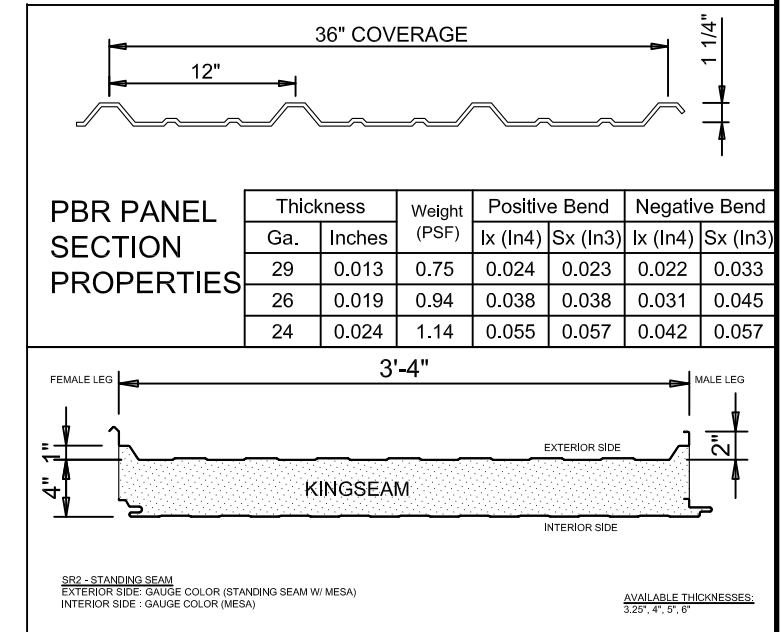
INSULATION

ROOF: None
WALLS: Unfaced Insulation Banded Liner (R-25) w/ Thermal Tape

DRAWING TABLE OF CONTENTS

Table with columns: PAGE, DRAWING DESCRIPTION, REVISION

NOTE: IT IS THE CUSTOMER'S RESPONSIBILITY TO VERIFY ALL THE DESIGN CRITERIA



EAVE STRUT SECTION PROPERTIES (1:12) table with columns: Mark, Size, Depth, WTp, WBt, t, Lip, Rad, FtP, FBt, Area, Pounds Per Foot, Ixx, SxTop, SxBot

APEX STRUT SECTION PROPERTIES (1:12) table with columns: Mark, Size, Depth, WTp, WBt, t, Lip, Rad, FtP, FBt, Area, Pounds Per Foot, Ixx, SxTop, SxBot

ZEE SECTION PROPERTIES table with columns: Mark, Size, Depth, WTp, t, Lip, Rad, W, Area, Pounds Per Foot, Ixx, Sxx

CEE SECTION PROPERTIES table with columns: Mark, Size, Depth, WTp, t, Lip, Rad, W, Area, Pounds Per Foot, Ixx, Sxx

TABLE -NUT ROTATION FROM SNUG-TIGHT CONDITION

Table showing BOLT LENGTH (UNDERSIDE OF HEAD TO EDGE OF BOLT) vs DISPOSITION OF OUTER FACE OF BOLTED PARTS

FOR BOLTS INSTALLED BY 1/2 TURN AND LESS, THE TOLERANCE SHALL BE PLUS OR MINUS 30 DEGREES. FOR BOLTS INSTALLED BY 2/3 TURN AND MORE, THE TOLERANCE SHALL BE PLUS OR MINUS 45 DEGREES.

WARNING NOTICE VERY IMPORTANT INFORMATION. THIS MATERIAL IS SUBJECT TO SEVERE WATER DAMAGE IF MOISTURE IS ALLOWED TO GET BETWEEN THE PARTS; THEREFORE, IT MUST BE STORED UNDER COVER AND ONE END ELEVATED TO ALLOW FOR DRAINAGE UNTIL ERECTED. EXPIRATION DATE: 5/13/2022

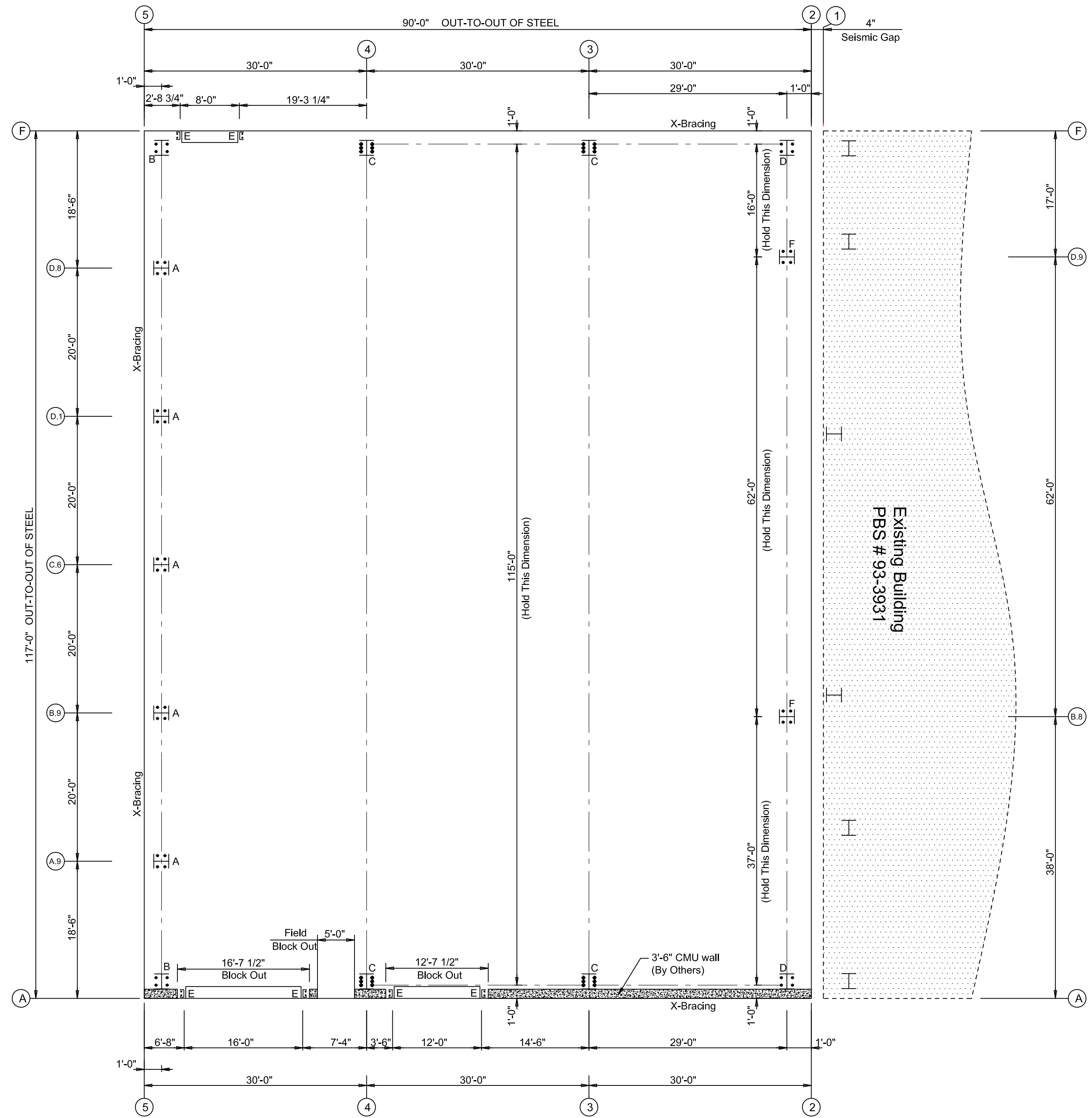
REGISTERED PROFESSIONAL ENGINEER 74932PE OREGON JULY 13, 2004 KAILONG LUO

REVISION table with columns: REVISION, DATE


PROJ: Building Expansion
Newberg, OR 97132
TITLE: Drawing Cover Sheet
DEALER: Elbert Rentals

PBS PACIFIC BUILDING SYSTEMS logo and address: 2100 N. PACIFIC HWY., WOODBURN, OREGON 97071 PHONE 503 / 981-9581

DATE: 5/ 5/22
DWG BY: NM
CHECKED BY:
PAGE: CS1 OF CS1
JOB ID: 22-8706



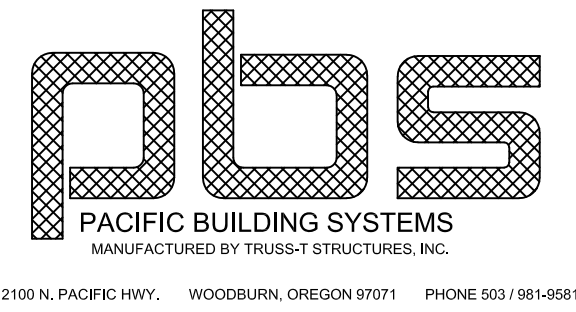
ANCHOR BOLT PLAN
 NOTE: All Base Plates @ 100'-0" (U.N.)



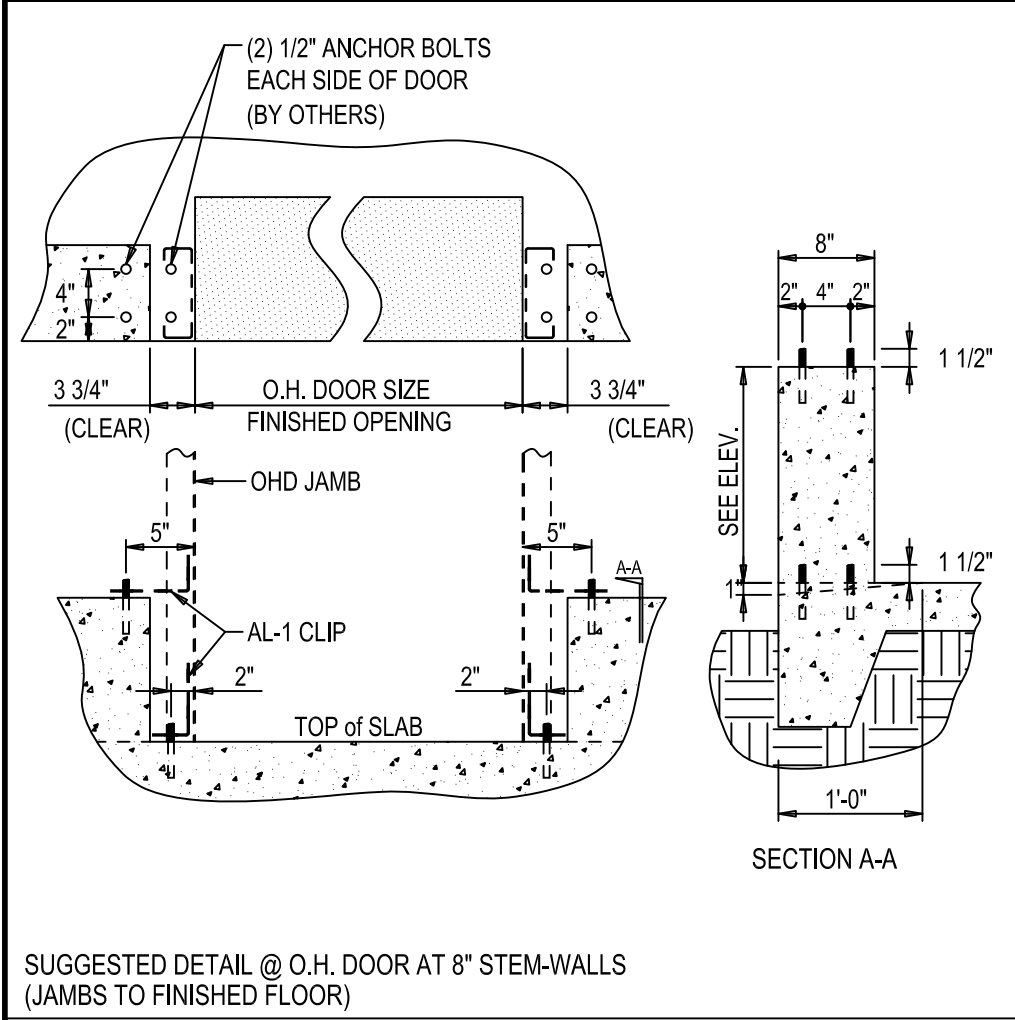
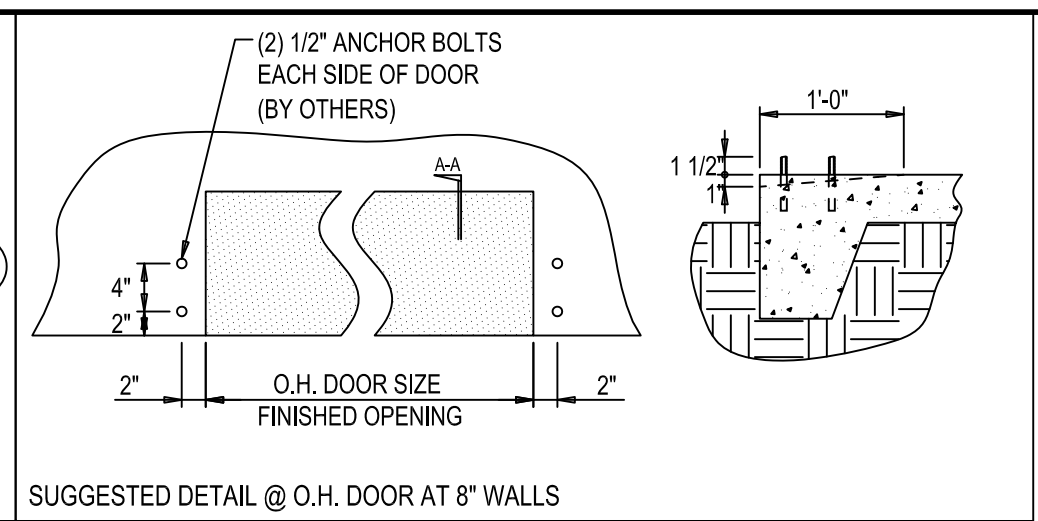
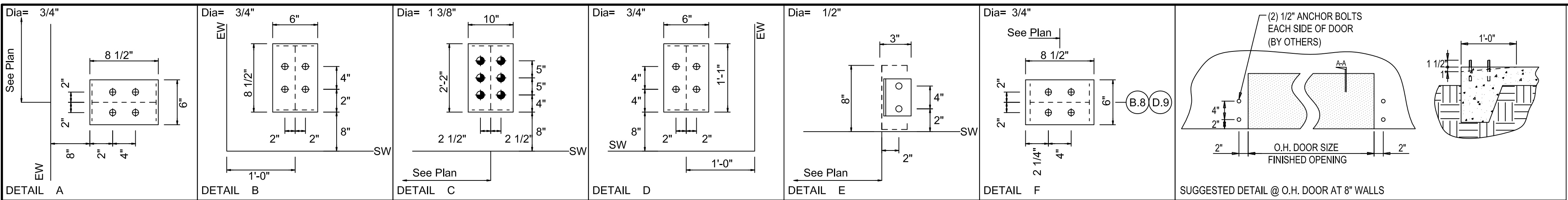
REVISION	DATE
A	5/10/22

PROJ: Building Expansion
 Newberg, OR 97132
 TITLE: Anchor Bolt Plan
 DEALER: Elbert Rentals

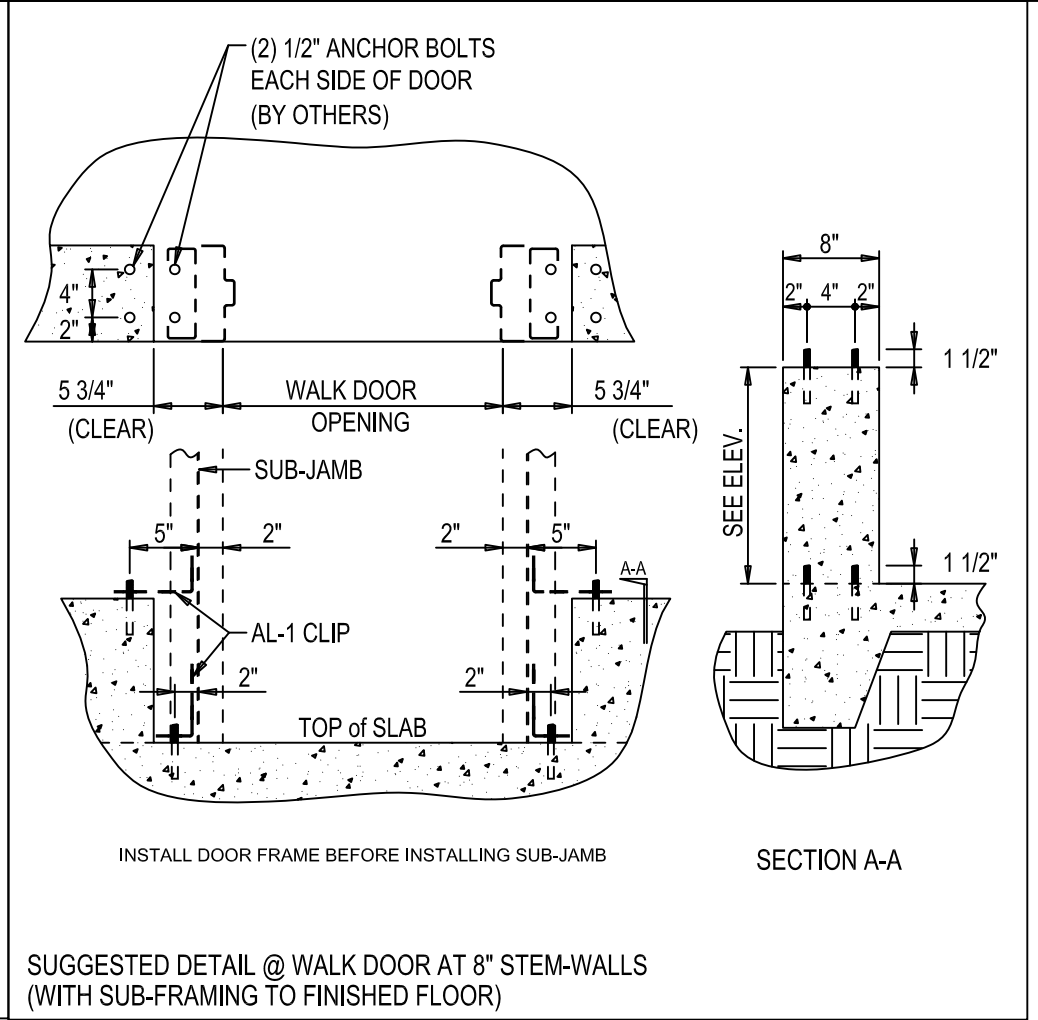
THIS DRAWING INCLUDING DESIGN PRINCIPLES, IS THE PROPERTY OF TRUSS-T STRUCTURES, INC. AND SHALL NOT BE REPRODUCED, COPIED OR LOANED IN PART OR IN WHOLE WITHOUT WRITTEN PERMISSION. IT IS NOT TO BE USED IN ANY MATTER THAT MAY CONSTITUTE A DETRIMENT DIRECTLY OR INDIRECTLY TO TRUSS-T STRUCTURES, INC.




DATE: 5/ 5/22
 DWG BY: NM
 CHECKED BY:
 PAGE: F1 OF F3
 JOB ID: 22-8706



SUGGESTED DETAIL @ O.H. DOOR AT 8" STEM-WALLS (JAMBS TO FINISHED FLOOR)

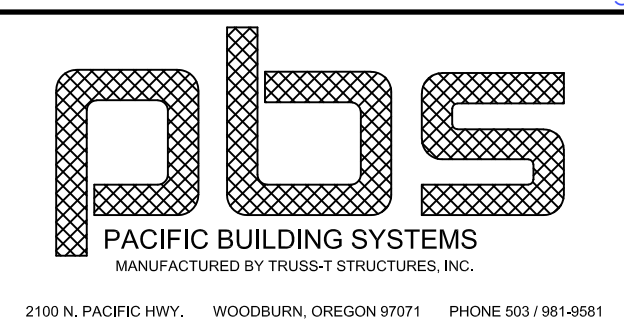


SUGGESTED DETAIL @ WALK DOOR AT 8" STEM-WALLS (WITH SUB-FRAMING TO FINISHED FLOOR)



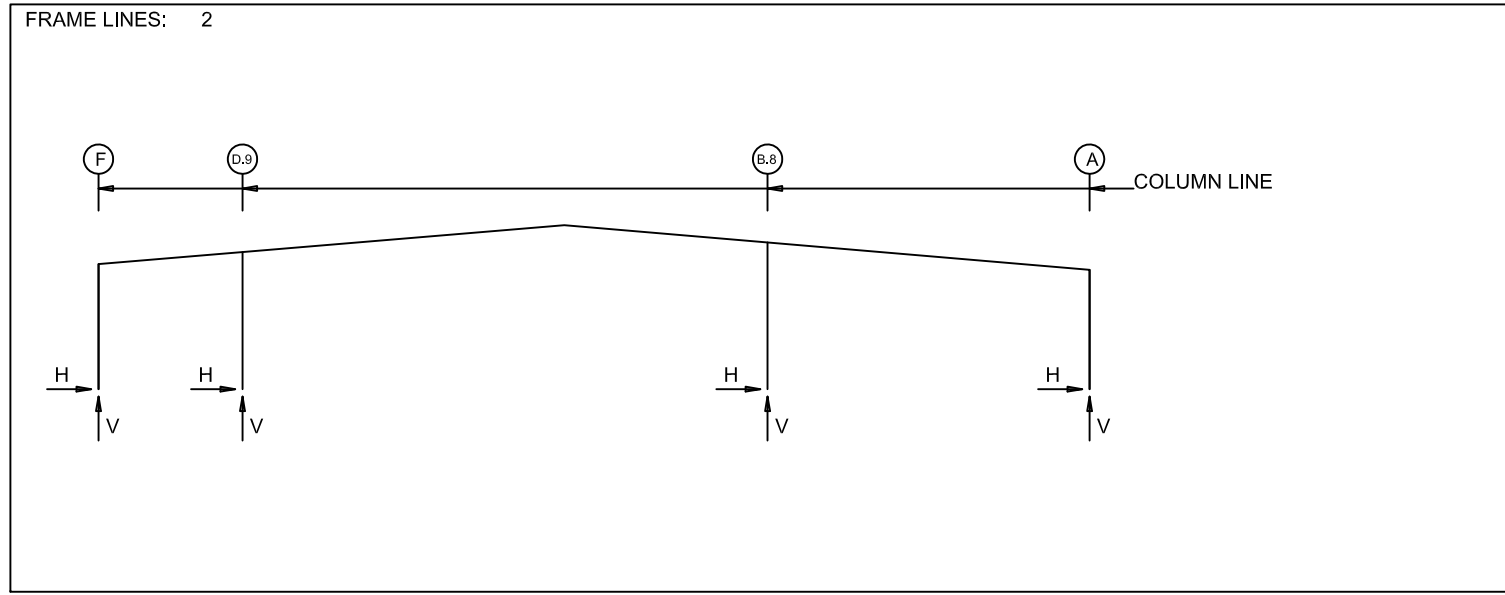
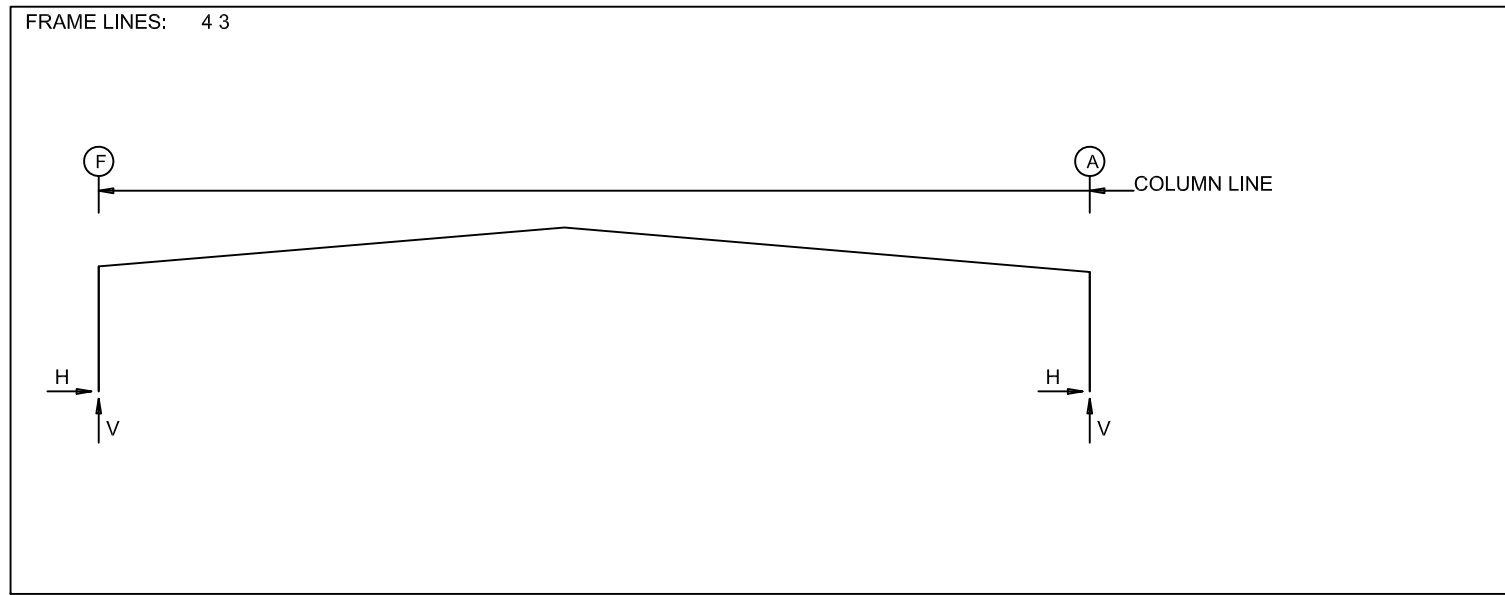
REVISION	DATE
A Issued For Permits Only	5/10/22 NM

PROJ: Building Expansion
Newberg, OR 97132
TITLE: Anchor Bolt Details
DEALER: Elbert Rentals



DATE: 5/ 5/22
DWG BY: NM
CHECKED BY:
PAGE: F2 OF F3
JOB ID: 22-8706

THIS DRAWING INCLUDING DESIGN PRINCIPLES, IS THE PROPERTY OF TRUSS-T STRUCTURES, INC. AND SHALL NOT BE REPRODUCED, COPIED OR LOANED IN PART OR IN WHOLE WITHOUT WRITTEN PERMISSION. IT IS NOT TO BE USED IN ANY MANNER THAT MAY CONSTITUTE A DETRIMENT DIRECTLY OR INDIRECTLY TO TRUSS-T STRUCTURES, INC.



RIGID FRAME: MAXIMUM REACTIONS, ANCHOR BOLTS, & BASE PLATES

Frm Line	Col Line	Load Id	Hmax	V Vmax	Hmin	V Vmin	Bolt(in) Qty	Dia	Base_Plate(in) Width	Length	Thick	Grout (in)
4*	F	1	96.2	68.5	2 -8.1	-5.8	6	1.375	10.00	26.00	0.500	0.0
					4 -6.4	-8.4						
4*	A	3	7.9	-5.7	1 -96.2	68.4	6	1.375	10.00	26.00	0.500	0.0
		1	-96.2	68.4	5 7.0	-8.7						
4*	Frame lines: 4 3											

RIGID FRAME: MAXIMUM REACTIONS, ANCHOR BOLTS, & BASE PLATES

Frm Line	Col Line	Load Id	Hmax	V Vmax	Hmin	V Vmin	Bolt(in) Qty	Dia	Base_Plate(in) Width	Length	Thick	Grout (in)
2	F	8	3.4	0.4	9 -3.2	-4.1	4	0.750	6.000	13.00	0.500	0.0
		12	0.0	5.8	14 -0.1	-13.6						
2	A	10	2.1	-0.4	7 -2.4	3.7	4	0.750	6.000	13.00	0.500	0.0
		15	-0.6	10.9	11 0.0	-5.5						
2	D.9	4	0.0	-5.0	4 0.0	-5.0	4	0.750	6.000	8.500	0.500	0.0
		13	0.0	41.1								
2	B.8	6	0.0	-4.0	6 0.0	-4.0	4	0.750	6.000	8.500	0.500	0.0
		1	0.0	33.3								

RIGID FRAME: BASIC COLUMN REACTIONS (k)

Frame Line	Column Line	Dead	Collateral	Live	Snow	Wind_Left1	Wind_Right1
4*	F	16.4	12.6	17.5	12.2	49.8	34.9
4*	A	-16.4	12.6	-17.5	12.2	-49.8	34.9
4*	F	-16.8	-11.4	-8.3	-6.1	-27.0	-26.7
4*	A	8.6	-6.1	16.6	-11.2	27.8	-21.8
4*	F	0.0	-9.2	44.1	38.2	47.0	23.4
4*	A	0.0	-8.7	-44.1	21.6	-47.0	39.4
2	F	0.1	-1.2	0.1	-1.6	0.3	-4.7
2	A	-0.1	1.2	-0.1	1.2	-0.3	3.5
2	D.9	0.0	6.3	0.0	7.0	0.0	19.9
2	B.8	0.0	5.4	0.0	6.1	0.0	17.5
2	F	-3.0	-0.1	1.5	1.9	1.1	0.0
2	A	-1.4	-0.3	-3.0	-3.0	-0.7	-6.1
2	D.9	0.0	-8.0	0.0	-5.5	0.0	-14.6
2	B.8	0.0	-5.3	0.0	-6.3	0.0	-8.9
2	F	0.0	-9.2	-0.3	-7.6	0.6	-2.7
2	A	-1.4	-0.7	0.3	0.0	-0.8	4.9
2	D.9	0.0	0.0	0.0	27.7	0.0	9.5
2	B.8	0.0	0.0	0.0	10.8	0.0	20.8
4*	Frame lines: 4 3						

ENDWALL COLUMN: BASIC COLUMN REACTIONS (k)

Frm Line	Col Line	Dead	Collat	Live	Snow	Wind_Left1	Wind_Right1	Wind_Left2	Wind_Right2	Wind Press
5	F	0.7	0.8	2.3	2.9	0.0	-2.1	0.0	-1.5	-1.6
5	D.8	1.9	2.3	6.6	8.2	-1.3	-7.6	0.0	-2.5	-2.2
5	D.1	1.8	2.2	6.1	7.7	0.0	-3.5	1.3	-4.6	-2.6
5	C.6	1.8	2.2	6.3	7.9	0.0	-3.2	0.0	-1.4	-2.8
5	B.9	1.8	2.1	6.1	7.6	-1.3	-4.5	0.0	-3.3	-2.5
5	A.9	1.9	2.3	6.6	8.2	0.0	-2.6	1.3	-7.5	-2.1
5	A	0.7	0.8	2.3	2.9	0.0	-1.5	0.0	-0.6	-1.5

ENDWALL COLUMN: MAXIMUM REACTIONS, ANCHOR BOLTS, & BASE PLATES

Frm Line	Col Line	Load Id	Hmax	V Vmax	Hmin	V Vmin	Bolt(in) Qty	Dia	Base_Plate(in) Width	Length	Thick	Grout (in)
5	F	16	1.0	-1.0	17 -0.9	-1.0	4	0.750	6.000	8.500	0.375	0.0
		18	0.0	4.5	16 1.0	-1.0						
5	D.8	19	1.4	-3.4	17 -1.3	-2.5	4	0.750	6.000	8.500	0.375	0.0
		1	0.0	12.4	19 1.4	-3.4						
5	D.1	16	1.6	-2.6	17 -1.6	-2.6	4	0.750	6.000	8.500	0.375	0.0
		18	0.0	13.5	16 1.6	-2.6						
5	C.6	20	1.7	-1.8	21 -1.7	-1.8	4	0.750	6.000	8.500	0.375	0.0
		1	0.0	11.9	20 1.7	-1.8						
5	B.9	20	1.6	-2.8	21 -1.5	-2.8	4	0.750	6.000	8.500	0.375	0.0
		22	0.0	12.5	20 1.6	-2.8						
5	A.9	23	1.3	-3.4	21 -1.3	-2.5	4	0.750	6.000	8.500	0.375	0.0
		1	0.0	12.4	23 1.3	-3.4						
5	A	20	1.0	-1.0	21 -0.9	-1.0	4	0.750	6.000	8.500	0.375	0.0
		22	0.0	4.5	20 1.0	-1.0						

ENDWALL COLUMN: MAXIMUM REACTIONS, ANCHOR BOLTS, & BASE PLATES

Frm Line	Col Line	Load Id	Hmax	V Vmax	Hmin	V Vmin	Bolt(in) Qty	Dia	Base_Plate(in) Width	Length	Thick	Grout (in)
5	F	16	1.0	-1.0	17 -0.9	-1.0	4	0.750	6.000	8.500	0.375	0.0
		18	0.0	4.5	16 1.0	-1.0						
5	D.8	19	1.4	-3.4	17 -1.3	-2.5	4	0.750	6.000	8.500	0.375	0.0
		1	0.0	12.4	19 1.4	-3.4						
5	D.1	16	1.6	-2.6	17 -1.6	-2.6	4	0.750	6.000	8.500	0.375	0.0
		18	0.0	13.5	16 1.6	-2.6						
5	C.6	20	1.7	-1.8	21 -1.7	-1.8	4	0.750	6.000	8.500	0.375	0.0
		1	0.0	11.9	20 1.7	-1.8						
5	B.9	20	1.6	-2.8	21 -1.5	-2.8	4	0.750	6.000	8.500	0.375	0.0
		22	0.0	12.5	20 1.6	-2.8						
5	A.9	23	1.3	-3.4	21 -1.3	-2.5	4	0.750	6.000	8.500	0.375	0.0
		1	0.0	12.4	23 1.3	-3.4						
5	A	20	1.0	-1.0	21 -0.9	-1.0	4	0.750	6.000	8.500	0.375	0.0
		22	0.0	4.5	20 1.0	-1.0						

NOTES FOR REACTIONS

- All loading conditions are examined and only maximum/minimum H or V and the corresponding H or V are reported.
- Positive reactions are as shown in the sketch. Foundation loads are in opposite directions.
- Bracing reactions are in the plane of the brace with the H pointing away from the braced bay. The vertical reaction is downward.
- Building reactions are based on the following building data:
 - Width (ft) = 117'-0"
 - Length (ft) = 90'-0"
 - Eave Height (ft) = 14'-9 3/16" / 14'-1 1/16"
 - Roof Slope (rise/12) = 1.0:12
 - Dead Load (psf) = 4.50
 - Collateral Load (psf) = 7.00
 - Live Load (psf) = 20.00
 - Roof Snow Load (psf) = 25.00
 - Ground Snow Load (psf) = 7.00
 - Wind Speed (mph) = 97
 - Wind Code = OSSC19 (IBC 18)
 - Exposure = C
 - Closed/Open = Closed
 - Importance Seismic = 1.00
 - Importance Snow (Is) = 1.00
 - Seismic Zone = D
 - Seismic Coeff (Fa*Ss) = 1.019
- Loading conditions are:
 - 1 Dead+Collateral+Snow+Slide_Snow
 - 2 0.6Dead+0.6Wind_Left1
 - 3 0.6Dead+0.6Wind_Right1
 - 4 0.6Dead+0.6Wind_Long1L
 - 5 0.6Dead+0.6Wind_Long2L
 - 6 0.6Dead+0.6Wind_Long2R
 - 7 1.1Dead+1.1Collateral+0.7Seismic_Left
 - 8 1.1Dead+1.1Collateral+0.7Seismic_Right
 - 9 Dead/2+0.7Seismic_Left
 - 10 Dead/2+0.7Seismic_Right
 - 11 Dead/2+0.7Seismic_LongL
 - 12 Dead/2+0.7Seismic_LongR
 - 13 Dead+Collateral+F2UNB_SL_L
 - 14 1.07Dead+1.07Collateral+0.52Seismic_LongL+0.75F2UNB_SL_L
 - 15 1.07Dead+1.07Collateral+0.52Seismic_LongR+0.75F2UNB_SL_R
 - 16 0.6Dead+0.6Wind_Suction+0.6Wind_Long1L
 - 17 0.6Dead+0.6Wind_Pressure+0.6Wind_Long1L
 - 18 Dead+Collateral+E1UNB_SL_L
 - 19 0.6Dead+0.6Wind_Left1+0.6Wind_Suction
 - 20 0.6Dead+0.6Wind_Suction+0.6Wind_Long2L
 - 21 0.6Dead+0.6Wind_Pressure+0.6Wind_Long2L
 - 22 Dead+Collateral+E1UNB_SL_R
 - 23 0.6Dead+0.6Wind_Right1+0.6Wind_Suction


BUILDING BRACING REACTIONS

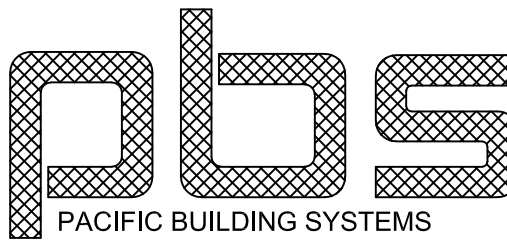
Wall	Col	Reactions(k)	Panel Shear				
Loc	Line	Horz	Vert	Wind	Seis	Note	
L_EW	5	D.8,D.1	1.3	1.1	4.2	3.4	
F_SW	A	B.9,A.9	1.3	1.1	4.2	3.3	
R_EW	2	7.4	3.0	21.5	8.7		
B_SW	F	2.3	7.5	3.2	21.6	9.2	(h)

(h) Rigid frame at endwall

ANCHOR BOLT SUMMARY

Qty	Locate	Dia (in)	Type	Proj (in)
12	Jamb	1/2"	A36	1.50
28	Endwall	3/4"	A36	2.00
24	Frame	1 3/8"	A36	3.50
16	Frame	3/4"	A36	2.00




REVISION	DATE	PROJ: Building Expansion	 PACIFIC BUILDING SYSTEMS MANUFACTURED BY TRUSS-T STRUCTURES, INC. 2100 N. PACIFIC HWY. WOODBURN, OREGON 97071 PHONE 503/981-9581	DATE: 5/ 5/22
A Issued For Permits Only	5/10/22 NM	TITLE: Anchor Bolt Reactions		DWG BY: NM
		DEALER: Elbert Rentals		CHECKED BY:
<small>THIS DRAWING INCLUDING DESIGN PRINCIPLES, IS THE PROPERTY OF TRUSS-T STRUCTURES, INC. AND SHALL NOT BE REPRODUCED, COPIED OR LOANED IN PART OR IN WHOLE WITHOUT WRITTEN PERMISSION. IT IS NOT TO BE USED IN ANY MANNER THAT MAY CONSTITUTE A DETRIMENT DIRECTLY OR INDIRECTLY TO TRUSS-T STRUCTURES, INC.</small>			PAGE: F3 OF F3	
			JOB ID: 22-8706	

SPECIAL BOLTS					
ROOF PLAN					
ID	QUAN	TYPE	DIA	LENGTH	WASH
1	4	GR 5	1/2"	1 1/4"	2
2	2	GR 5	1/2"	1 1/4"	2

MEMBER TABLE	
ROOF PLAN	
MARK	PART
P-1	10Z12
P-2	10Z14
P-3	10Z12
P-4	10Z12
P-5	10Z12
P-6	10Z12
P-7	10Z16
E-1	10GS14-1
E-2	10GS14-1
E-3	10GS12-1
E-4	10GS12-1
E-5	10GS14-1
E-6	10GS14-1
CB-7	1 ROD
CB-8	1 ROD
CB-9	3/4 ROD
CB-10	5/8 ROD
CB-11	5/8 ROD
CB-12	7/8 ROD
CB-13	1 ROD
CB-14	1 ROD

CONNECTION PLATES	
ROOF PLAN	
ID	MARK/PART
1	ESP-3



NOTE:
PBS IS NOT RESPONSIBLE FOR RETROFITTING / EVALUATION OF THE STRUCTURAL INTEGRITY OF THE EXISTING STRUCTURES DUE TO EXTRA LOADS, SUCH AS, SNOW DRIFT CAUSED BY THIS BUILDING ADDITION.




ROOF FRAMING PLAN

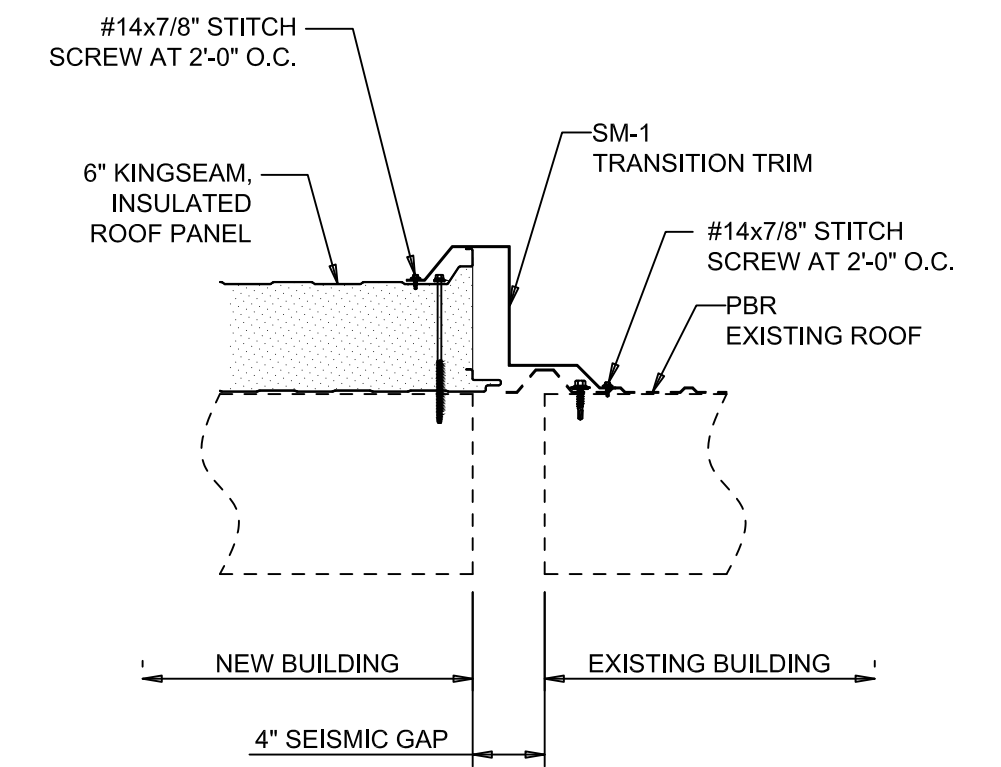
REVISION	DATE
A Issued For Permits Only	5/10/22 NM

PROJ: Building Expansion
Newberg, OR 97132
TITLE: Roof Framing
DEALER: Elbert Rentals

THIS DRAWING INCLUDING DESIGN PRINCIPLES, IS THE PROPERTY OF TRUSS-T STRUCTURES, INC. AND SHALL NOT BE REPRODUCED, COPIED OR LOANED IN PART OR IN WHOLE WITHOUT WRITTEN PERMISSION. IT IS NOT TO BE USED IN ANY MANNER THAT MAY CONSTITUTE A DETRIMENT DIRECTLY OR INDIRECTLY TO TRUSS-T STRUCTURES, INC.



DATE: 5/ 5/22
DWG BY: NM
CHECKED BY:
PAGE: E1 OF E7
JOB ID: 22-8706




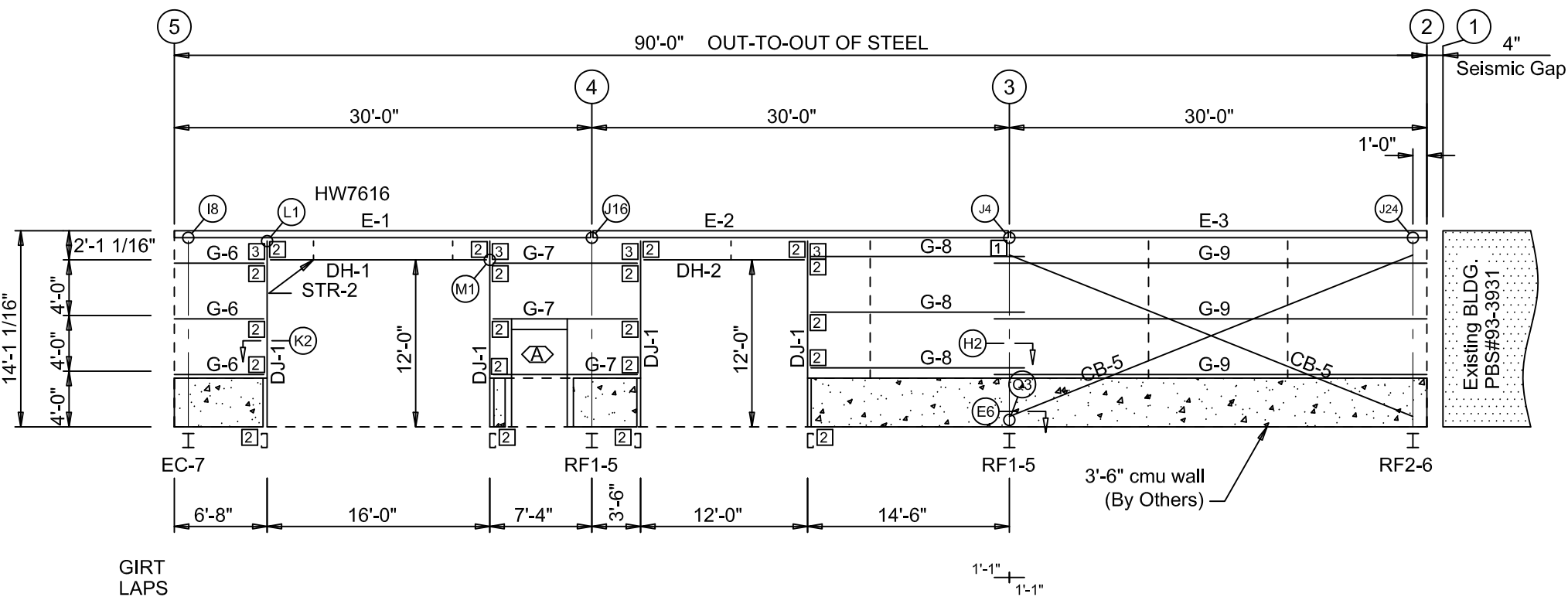
A
E2 ROOF TRANSITION DETAIL

ROOF SHEETING PLAN

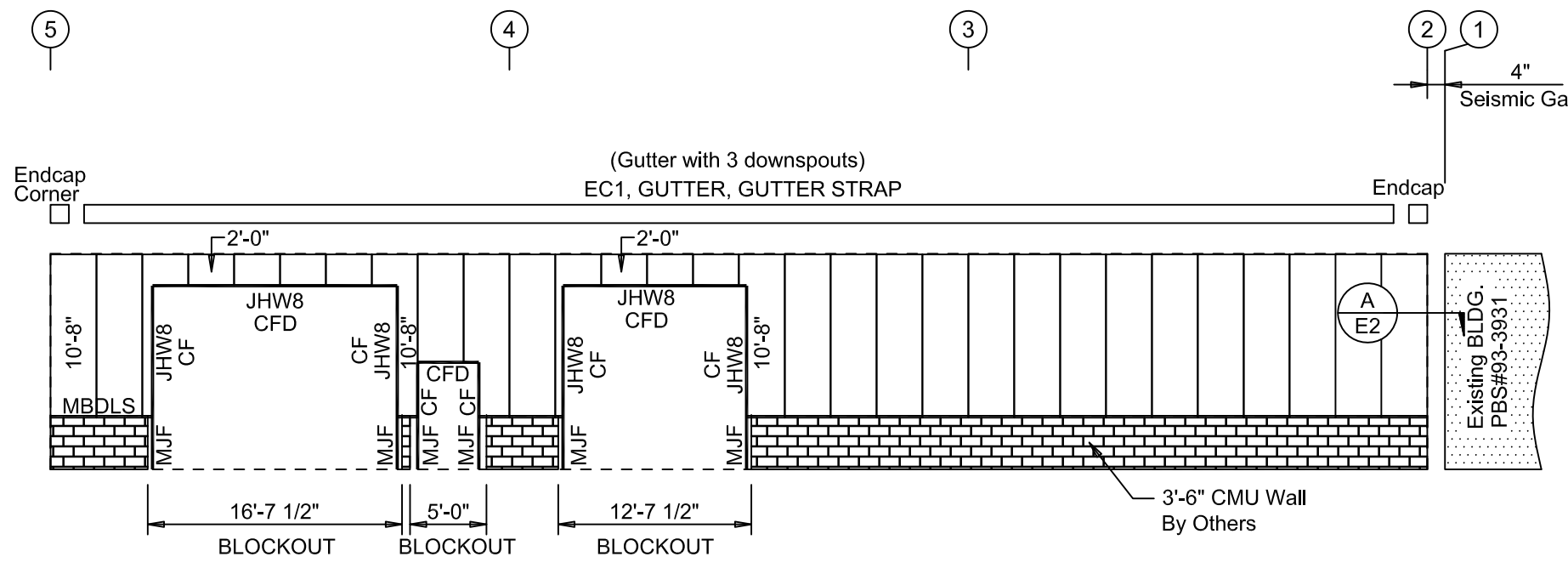
PANELS: 6" Kingseam, 24 Ga. Ext. / 26 Ga. Int. - Kingspan Imperial White Int & Ext.



REVISION	DATE	PROJ:	 PACIFIC BUILDING SYSTEMS MANUFACTURED BY TRUSS-T STRUCTURES, INC. 2100 N. PACIFIC HWY. WOODBURN, OREGON 97071 PHONE 503 / 981-9581	DATE:
A	Issued For Permits Only 5/10/22 NM	Building Expansion Newberg, OR 97132 Roof Sheeting Elbert Rentals		DATE: 5/ 5/22 DWG BY: NM CHECKED BY: PAGE: E2 OF E7 JOB ID: 22-8706
<small>THIS DRAWING INCLUDING DESIGN PRINCIPLES, IS THE PROPERTY OF TRUSS-T STRUCTURES, INC. AND SHALL NOT BE REPRODUCED, COPIED OR LOANED IN PART OR IN WHOLE WITHOUT WRITTEN PERMISSION. IT IS NOT TO BE USED IN ANY MANNER THAT MAY CONSTITUTE A DETRIMENT DIRECTLY OR INDIRECTLY TO TRUSS-T STRUCTURES, INC.</small>				



SIDEWALL FRAMING: FRAME LINE A

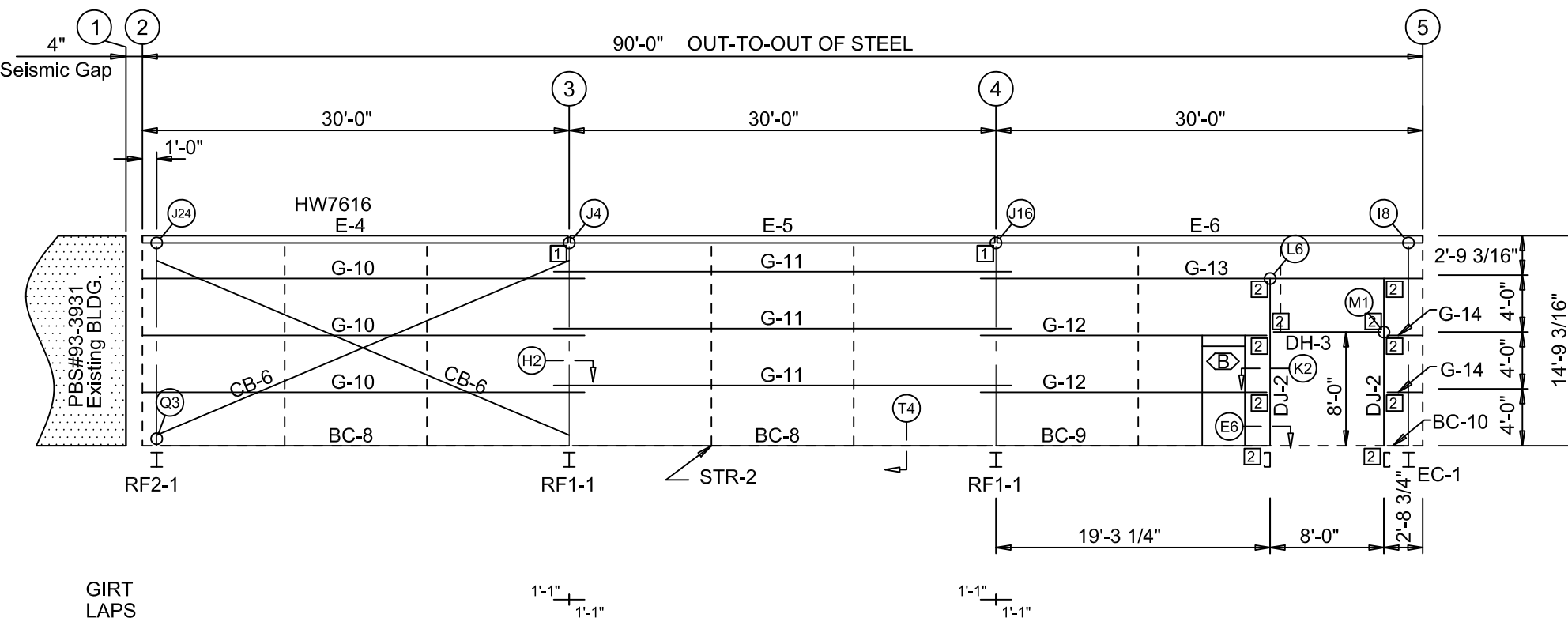


SIDEWALL SHEETING & TRIM: FRAME LINE A

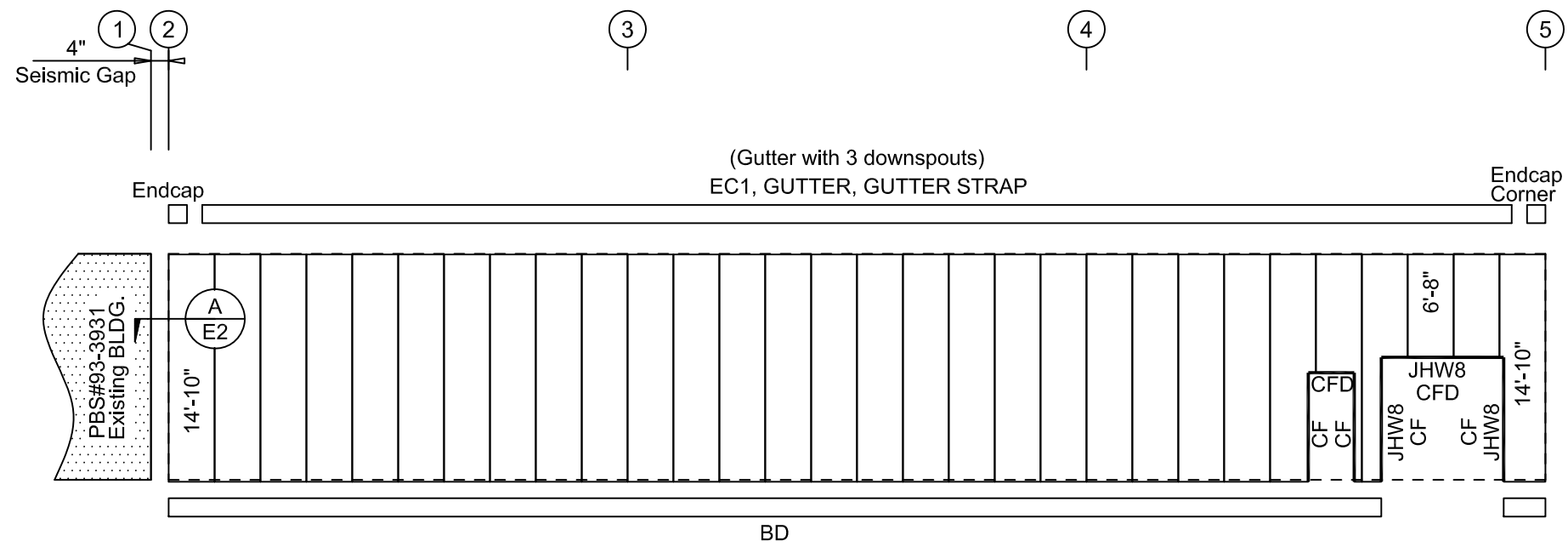
PANELS: 26 Ga. PBR - Ashland Grey

MEMBER TABLE FRAME LINE A	
MARK	PART
DJ-1	8C16
DH-1	8C16
DH-2	8C16
E-1	10GS14-1
E-2	10GS14-1
E-3	10GS12-1
G-6	8Z16
G-7	8Z16
G-8	8Z16
G-9	8Z16
CB-5	1 1/4ROD

CONNECTION PLATES FRAME LINE A	
ID	MARK/PART
1	ESP-3
2	AL-1
3	DJC-2



SIDEWALL FRAMING: FRAME LINE F

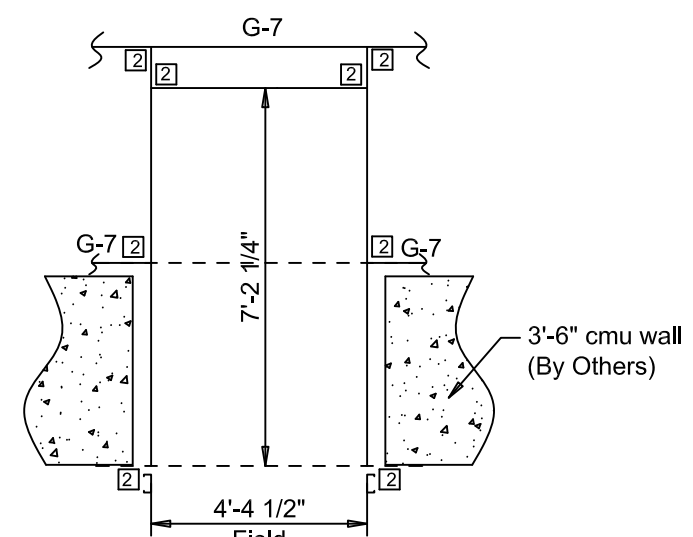


SIDEWALL SHEETING & TRIM: FRAME LINE F

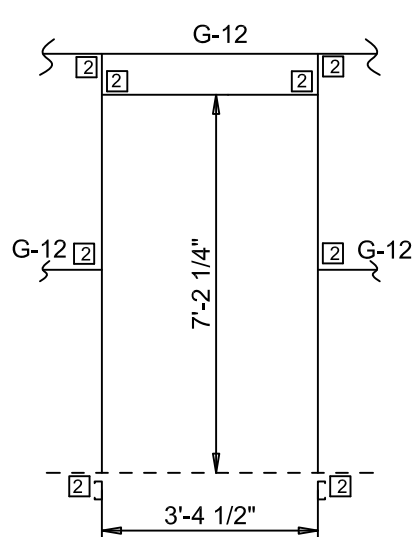
PANELS: 26 Ga. PBR - Ashland Grey

MEMBER TABLE FRAME LINE F	
MARK	PART
DJ-2	8C16
DH-3	8C16
E-4	10GS12-1
E-5	10GS14-1
E-6	10GS14-1
G-10	8Z16
G-11	8Z16
G-12	8Z16
G-13	8Z12
G-14	8Z16
BC-8	8C16
BC-9	8C16
BC-10	8C16
CB-6	1 1/4ROD

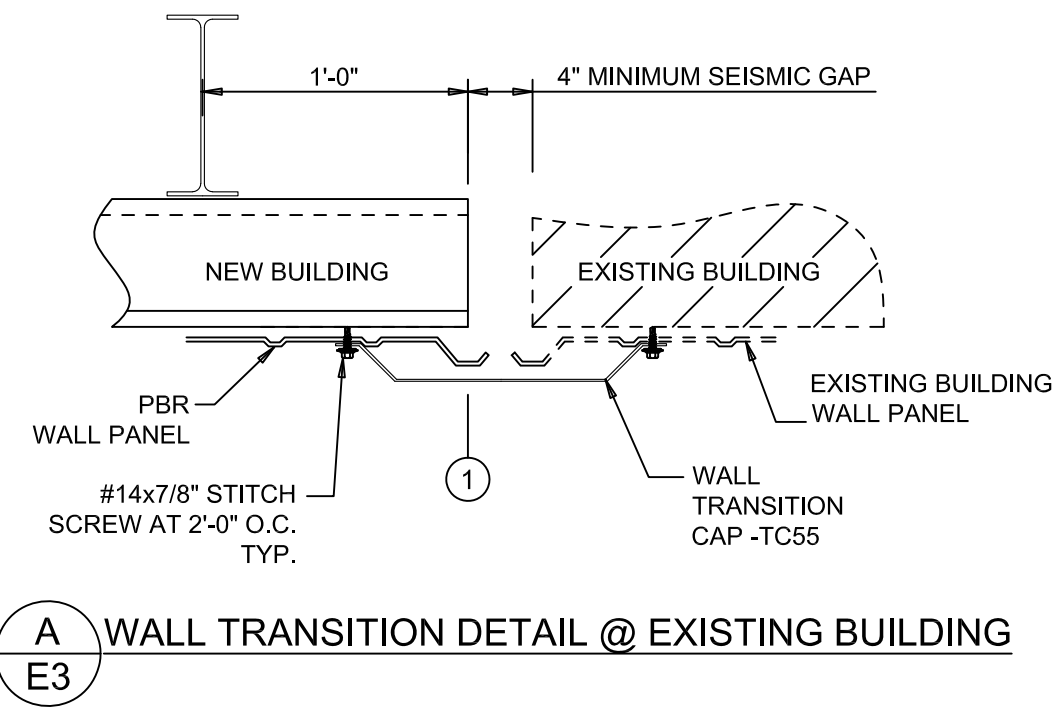
CONNECTION PLATES FRAME LINE F	
ID	MARK/PART
1	ESP-3
2	AL-1



A WALK DOOR CONNECTION DETAIL



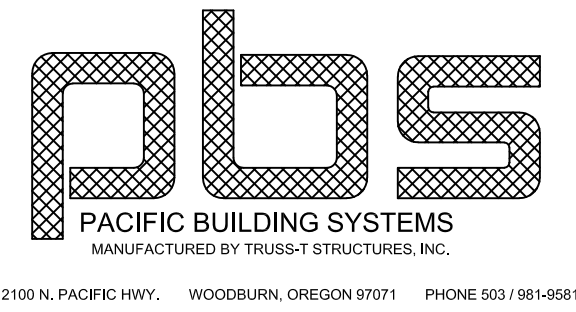
B WALK DOOR CONNECTION DETAIL



A WALL TRANSITION DETAIL @ EXISTING BUILDING



REVISION	DATE	PROJ:	DATE
A	Issued For Permits Only	Building Expansion Newberg, OR 97132	5/10/22 NM
		TITLE:	Sidewall Framing
		DEALER:	Elbert Rentals



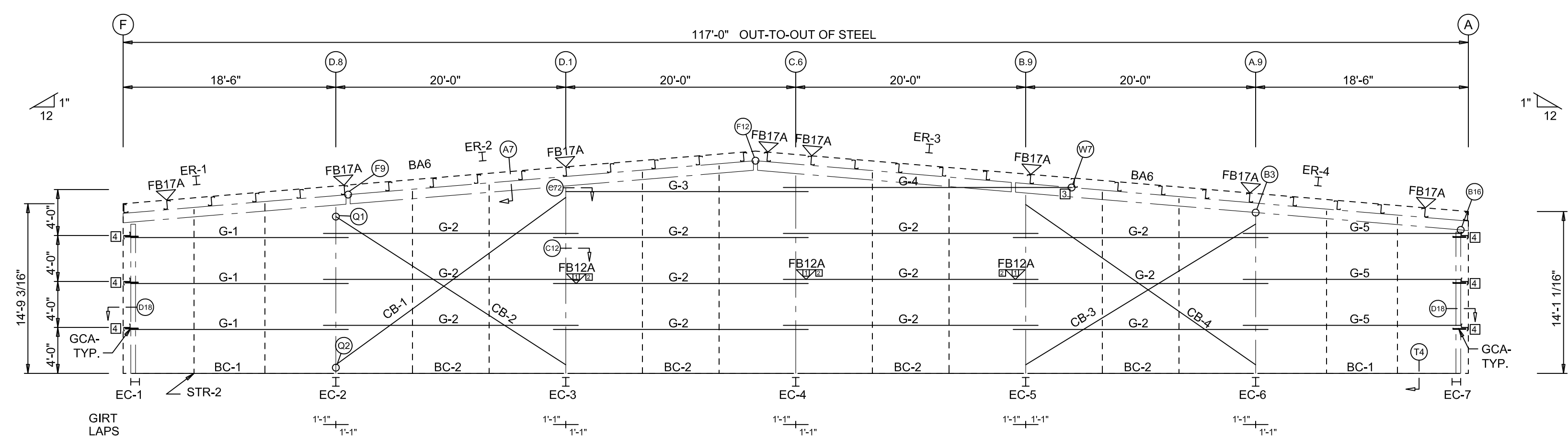
DATE:	5/ 5/22
DWG BY:	NM
CHECKED BY:	
PAGE:	E3 OF E7
JOB ID:	22-8706

BOLT TABLE FRAME LINE 5				
LOCATION	QUAN	TYPE	DIA	LENGTH
ER-1/ER-2	8	A325	3/4"	2 3/4"
ER-2/ER-3	4	A325	3/4"	2 3/4"
ER-3/ER-4	8	A325	3/4"	2 3/4"
Columns/Raf	4	A325	5/8"	2 1/4"

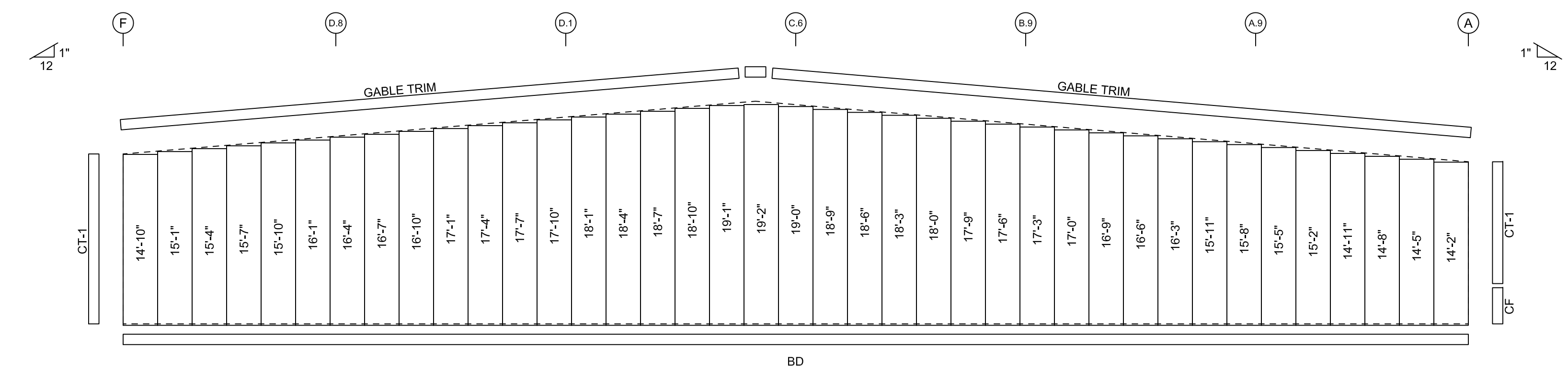
FLANGE BRACE TABLE FRAME LINE 5		
ID	MARK	LENGTH
1	FB17A	1'-5"
2	FB12A	1'-0"

CONNECTION PLATES FRAME LINE 5	
ID	MARK/PART
1	FBP-8S
2	FBP-1
3	AL-8
4	PL-8G

MEMBER TABLE FRAME LINE 5	
MARK	PART
EC-1	W8X10
EC-2	W8X10
EC-3	W8X10
EC-4	W8X10
EC-5	W8X10
EC-6	W8X10
EC-7	W8X10
ER-1	W10X12
ER-2	W10X12
ER-3	W10X12
ER-4	W10X12
G-1	8Z16
G-2	8Z16
G-3	8Z16
G-4	8Z16
G-5	8Z16
BC-1	8C16
BC-2	8C16
CB-1	3/8 Cab
CB-2	3/8 Cab
CB-3	5/16 Cab
CB-4	5/16 Cab



ENDWALL FRAMING: FRAME LINE 5



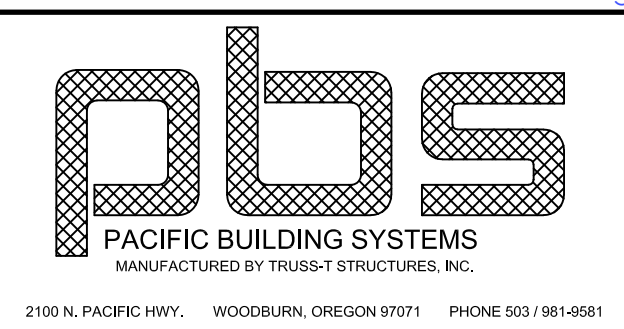
ENDWALL SHEETING & TRIM: FRAME LINE 5

PANELS: 26 Ga. PBR - Ashland Grey



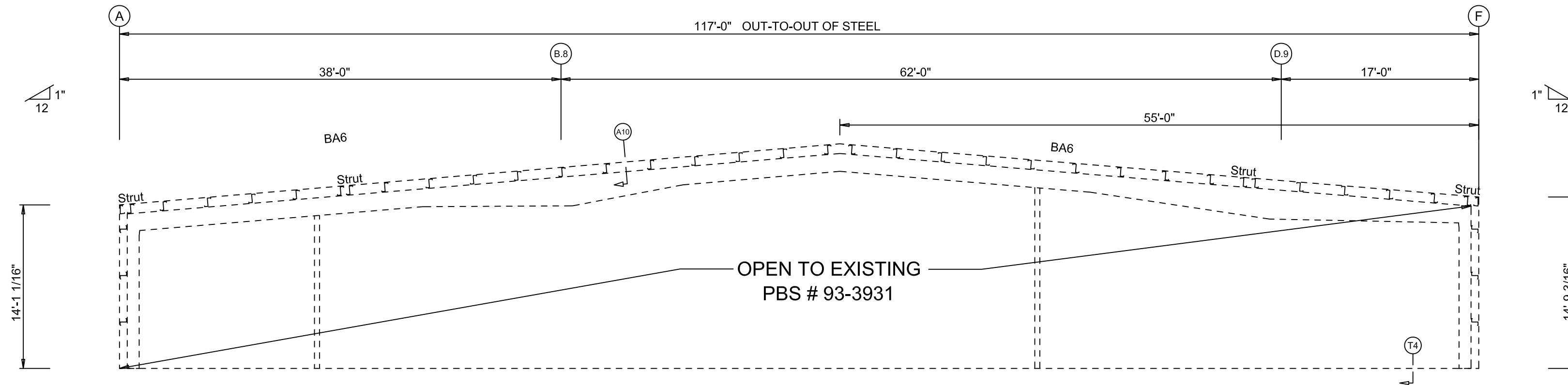
REVISION	DATE
A	5/10/22

PROJ: Building Expansion
Newberg, OR 97132
TITLE: Endwall Framing
DEALER: Elbert Rentals

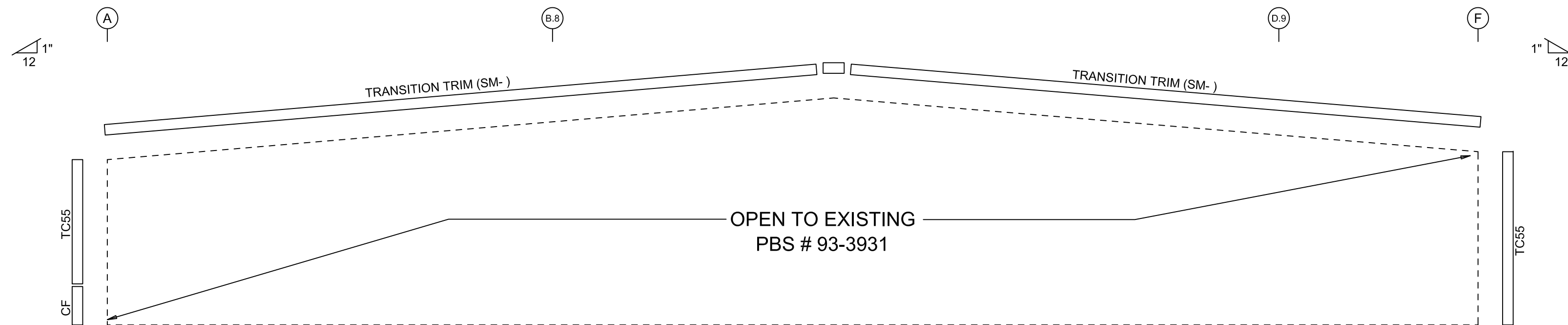


DATE: 5/ 5/22
DWG BY: NM
CHECKED BY:
PAGE: E4 OF E7
JOB ID: 22-8706

THIS DRAWING INCLUDING DESIGN PRINCIPLES, IS THE PROPERTY OF TRUSS-T STRUCTURES, INC. AND SHALL NOT BE REPRODUCED, COPIED OR LOANED IN PART OR IN WHOLE WITHOUT WRITTEN PERMISSION. IT IS NOT TO BE USED IN ANY MANNER THAT MAY CONSTITUTE A DETRIMENT DIRECTLY OR INDIRECTLY TO TRUSS-T STRUCTURES, INC.



ENDWALL FRAMING: FRAME LINE 2




ENDWALL SHEETING & TRIM: FRAME LINE 2



REVISION	DATE
A	5/10/22
Issued For Permits Only	NM

PROJ: Building Expansion
Newberg, OR 97132
TITLE: Endwall Framing
DEALER: Elbert Rentals

THIS DRAWING INCLUDING DESIGN PRINCIPLES, IS THE PROPERTY OF TRUSS-T STRUCTURES, INC. AND SHALL NOT BE REPRODUCED, COPIED OR LOANED IN PART OR IN WHOLE WITHOUT WRITTEN PERMISSION. IT IS NOT TO BE USED IN ANY MANNER THAT MAY CONSTITUTE A DETRIMENT DIRECTLY OR INDIRECTLY TO TRUSS-T STRUCTURES, INC.



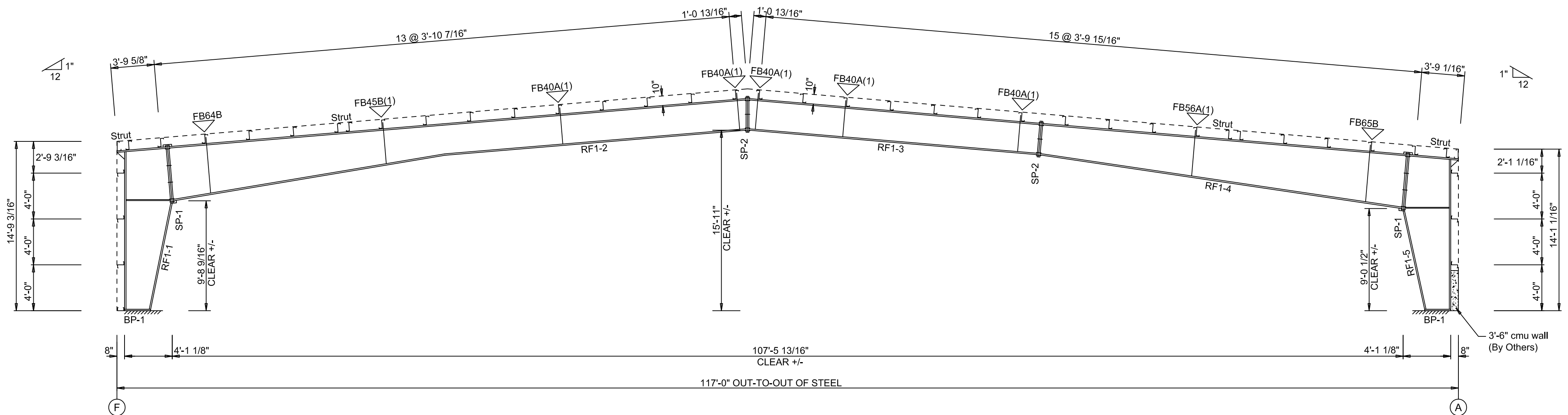
DATE: 5/ 5/22
DWG BY: NM
CHECKED BY:
PAGE: E5 OF E7
JOB ID: 22-8706

SPLICE PLATE & BOLT TABLE									
Mark	Qty		Int	Type	Dia	Length	Width	Thick	Length
	Top	Bot							
SP-1	4	4	4	A325	1 1/8"	3 1/2"	10"	1"	5'-3 3/4"
SP-2	4	4	2	A325	3/4"	2 3/4"	10"	1/2"	3'-1 3/4"

BASE PLATE TABLE			
Col Mark	Plate Size		
	Width	Thick	Length
BP-1	10"	1/2"	2'-2"

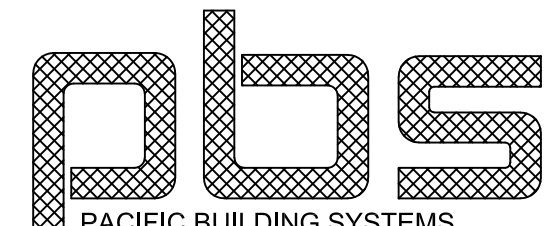
FLANGE BRACES: Both Sides(U.N.)
 FBxxB(1): xx=length(in)
 B - L3X3X316
 A - L2X2X1/8

Mark	Web Depth		Web Plate		Outside Flange W x Thk x Length	Inside Flange W x Thk x Length
	Start/End	Thick	Length	Thick		
RF1-1	24.0/31.8	0.375	36.0		10 x 1/2" x 166.8	10 x 5/8" x 113.6
	31.8/48.0	0.375	134.4		10 x 1/2" x 51.3	
RF1-2	54.0/42.0	0.250	144.0		10 x 1/2" x 240.0	10 x 3/4" x 240.0
	42.0/30.0	0.250	144.0		10 x 1/2" x 240.0	10 x 3/4" x 48.9
	30.0/30.0	0.188	36.0		10 x 1/2" x 128.0	10 x 1/2" x 240.0
	30.0/30.0	0.188	140.1			10 x 1/2" x 77.5
RF1-3	30.0/30.0	0.188	144.0		10 x 5/8" x 67.5	10 x 1/2" x 65.0
	30.0/30.0	0.188	127.5		10 x 5/8" x 240.0	10 x 1/2" x 240.0
	30.0/30.0	0.188	36.0			
	30.0/39.0	0.250	144.0		10 x 1/2" x 144.0	10 x 1/2" x 228.4
RF1-4	39.0/48.0	0.250	144.0		10 x 1/2" x 240.0	10 x 3/4" x 156.3
	48.0/54.0	0.250	96.0			
RF1-5	48.0/32.4	0.375	126.4		10 x 1/2" x 51.2	10 x 5/8" x 105.8
	32.4/24.0	0.375	36.0		10 x 1/2" x 158.7	



RIGID FRAME ELEVATION: FRAME LINE 4 3



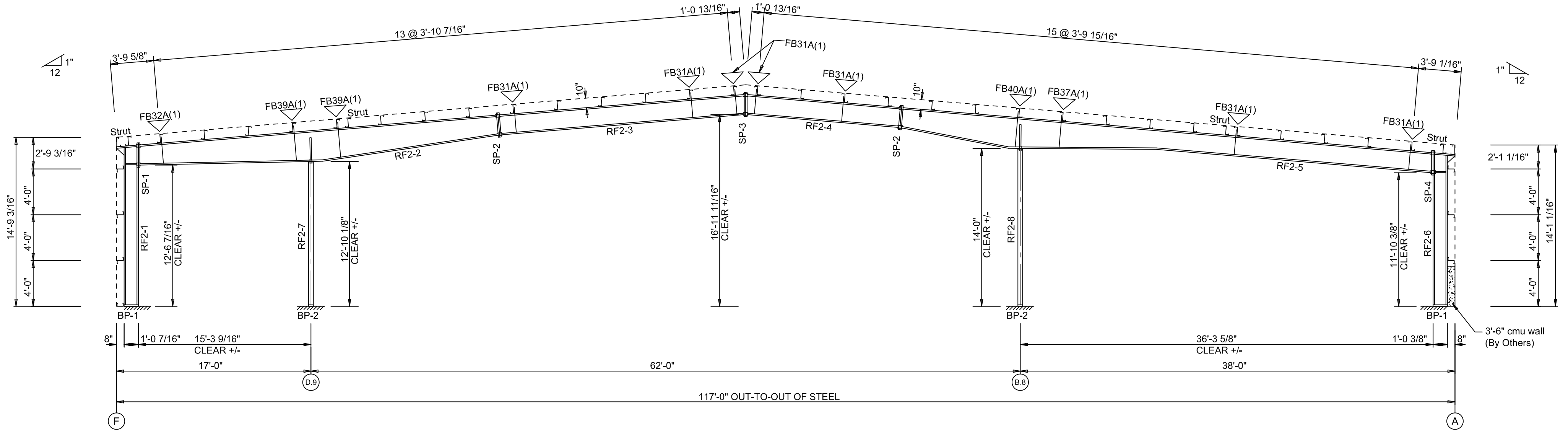
REVISION	DATE	PROJ:	Building Expansion Newberg, OR 97132	 PACIFIC BUILDING SYSTEMS MANUFACTURED BY TRUSS-T STRUCTURES, INC. 2100 N. PACIFIC HWY. WOODBURN, OREGON 97071 PHONE 503/981-9581	DATE: 5/ 5/22
A	Issued For Permits Only 5/10/22 NM	TITLE:	Rigid Frame Elevation		DWG BY: NM
		DEALER:	Elbert Rentals	CHECKED BY:	PAGE: E6 OF E7
<small>THIS DRAWING INCLUDING DESIGN PRINCIPLES, IS THE PROPERTY OF TRUSS-T STRUCTURES, INC. AND SHALL NOT BE REPRODUCED, COPIED OR LOANED IN PART OR IN WHOLE WITHOUT WRITTEN PERMISSION. IT IS NOT TO BE USED IN ANY MANNER THAT MAY CONSTITUTE A DETRIMENT DIRECTLY OR INDIRECTLY TO TRUSS-T STRUCTURES, INC.</small>				JOB ID: 22-8706	

SPLICE PLATE & BOLT TABLE										CAP PLATE BOLTS					
Mark	Qty	Top	Bot	Int	Type	Dia	Length	Width	Thick	Length	Mark	Qty	Type	Dia	Length
SP-1	4	4	0	0	A325	3/4"	2 3/4"	6"	3/4"	2'-2 3/4"	RF2-7	4	A325	5/8"	2 1/4"
SP-2	4	4	0	0	A325	3/4"	2 3/4"	6"	3/8"	2'-1 1/2"	RF2-8	4	A325	5/8"	2 1/4"
SP-3	4	4	0	0	A325	3/4"	2 3/4"	6"	1/2"	2'-1 1/2"					
SP-4	4	4	0	0	A325	3/4"	2 3/4"	6"	1/2"	2'-2 3/4"					

BASE PLATE TABLE			
Col	Plate Size		
Mark	Width	Thick	Length
BP-1	6"	1/2"	1'-1"
BP-2	6"	1/2"	8 1/2"

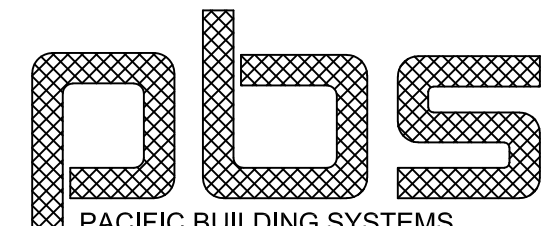
▽ FLANGE BRACES: Both Sides(U.N.)
 FBxxA(1): xx=length(in)
 A - L2X2X1/8

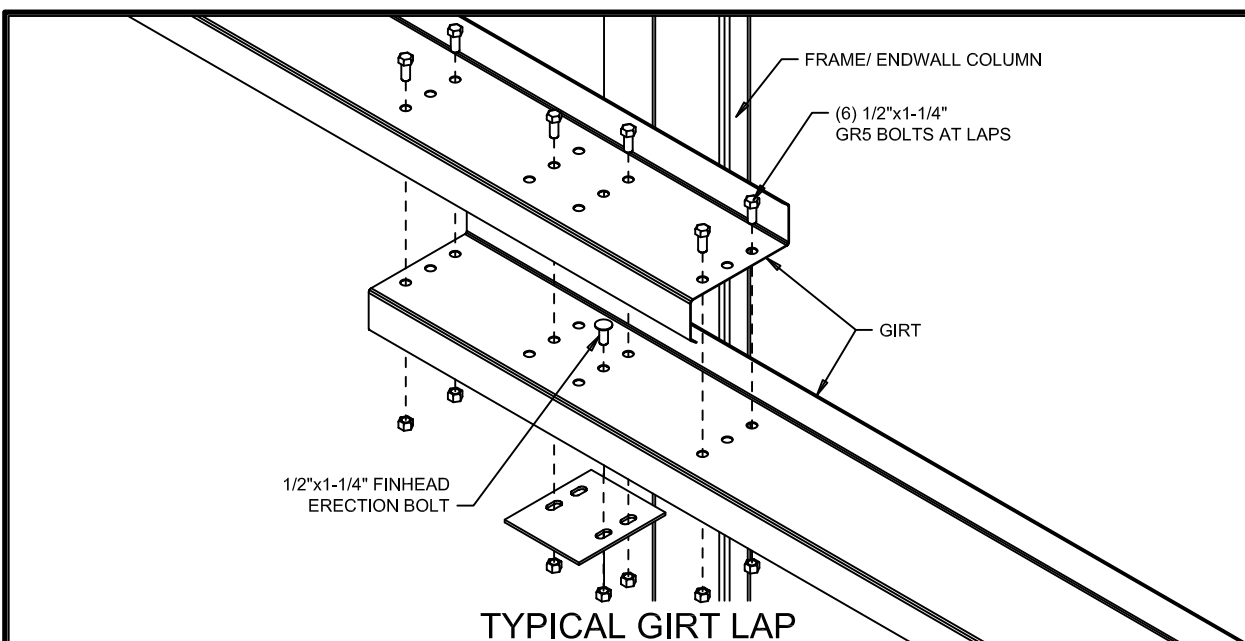
Mark	Web Depth		Web Plate		Outside Flange		Inside Flange	
	Start	End	Thick	Length	W x Thk x Length	W x Thk x Length	W x Thk x Length	
RF2-1	12.0	12.0	0.188	36.0	6 x 3/16" x 167.1	6 x 1/4" x 145.1		
	12.0	12.0	0.188	132.1	6 x 3/16" x 19.9			
	18.0	21.1	0.135	50.0	6 x 3/16" x 38.9	6 x 1/4" x 40.5		
	21.1	30.0	0.135	144.0	6 x 1/2" x 240.0	6 x 1/2" x 153.8		
	30.0	27.3	0.135	42.9	6 x 1/2" x 100.5	6 x 1/2" x 187.3		
RF2-3	27.3	18.0	0.135	144.0				
	18.0	18.0	0.135	115.8	6 x 3/8" x 240.0	6 x 3/16" x 240.0		
	18.0	18.0	0.135	144.0	6 x 3/8" x 19.8	6 x 3/16" x 18.3		
RF2-4	18.0	18.0	0.135	127.3	6 x 1/4" x 163.3	6 x 3/16" x 161.8		
	18.0	18.0	0.135	36.0				
RF2-5	18.0	30.0	0.135	115.0	6 x 3/8" x 41.3	6 x 3/8" x 115.6		
	30.0	20.8	0.135	118.3	6 x 3/8" x 240.0	6 x 3/8" x 154.7		
	20.8	18.0	0.135	36.0	6 x 3/16" x 39.6	6 x 3/16" x 53.1		
	18.0	18.0	0.135	144.0	6 x 3/16" x 240.0	6 x 3/16" x 240.0		
	18.0	18.0	0.135	113.1				
	18.0	18.0	0.135	36.0				
	12.0	12.0	0.188	124.1	6 x 3/16" x 19.9	6 x 3/16" x 136.9		
	12.0	12.0	0.188	36.0				
RF2-6								
RF2-7	W8X18							
RF2-8	W8X18							



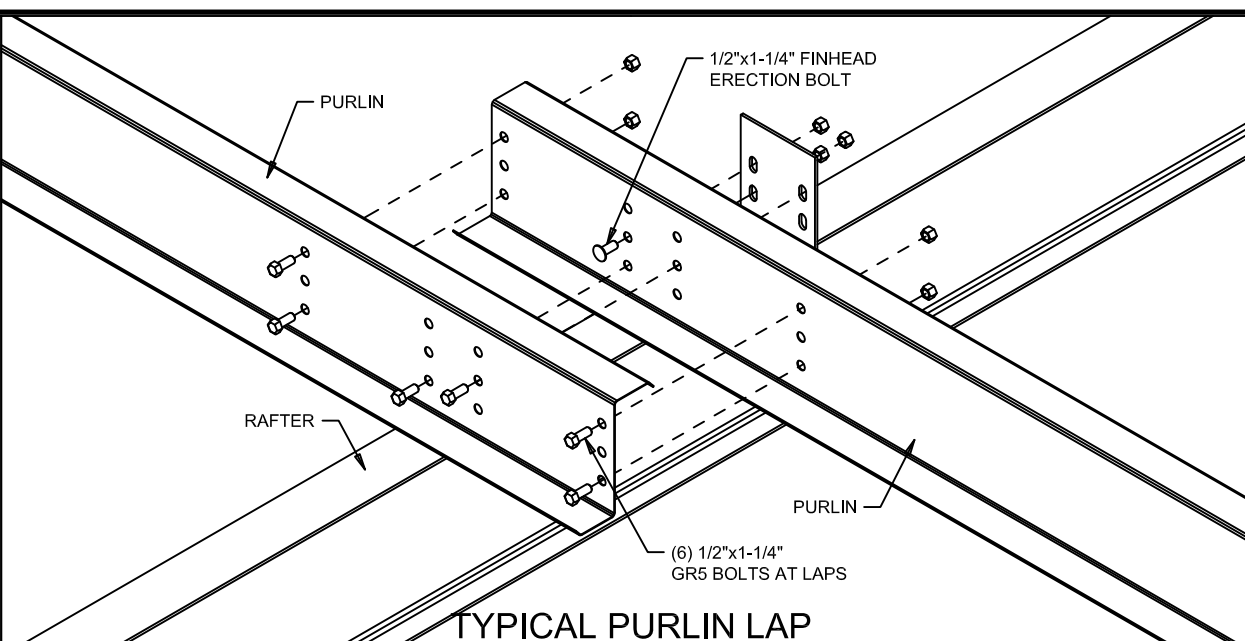
RIGID FRAME ELEVATION: FRAME LINE 2



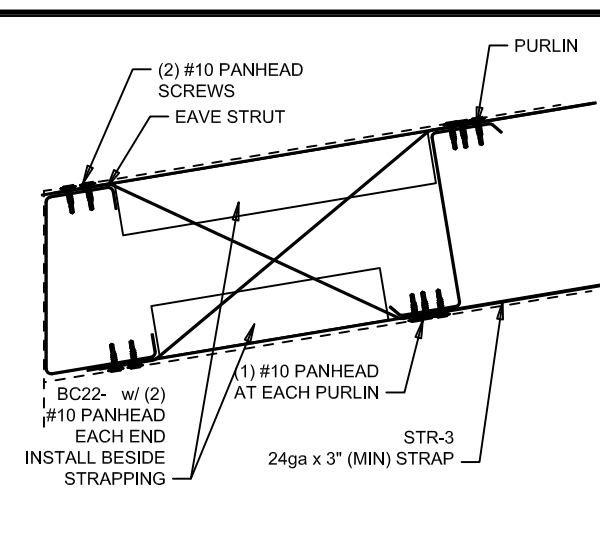
REVISION	DATE	PROJ:	Building Expansion	 PACIFIC BUILDING SYSTEMS MANUFACTURED BY TRUSS-T STRUCTURES, INC. 2100 N. PACIFIC HWY. WOODBURN, OREGON 97071 PHONE 503/981-9581	DATE:	5/ 5/22
A	Issued For Permits Only	5/10/22	Newberg, OR 97132		DWG BY:	NM
			Rigid Frame Elevation		CHECKED BY:	
		DEALER:	Elbert Rentals	PAGE:	E7 OF E7	
<small>THIS DRAWING INCLUDING DESIGN PRINCIPLES, IS THE PROPERTY OF TRUSS-T STRUCTURES, INC. AND SHALL NOT BE REPRODUCED, COPIED OR LOANED IN PART OR IN WHOLE WITHOUT WRITTEN PERMISSION. IT IS NOT TO BE USED IN ANY MANNER THAT MAY CONSTITUTE A DETRIMENT DIRECTLY OR INDIRECTLY TO TRUSS-T STRUCTURES, INC.</small>				JOB ID:	22-8706	



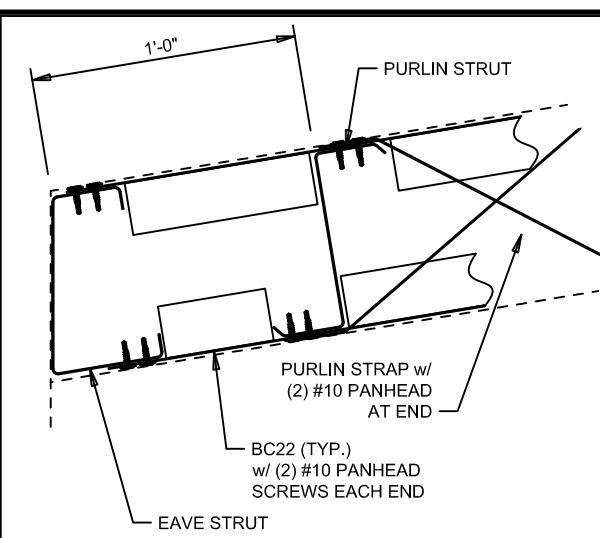
TYPICAL GIRT LAP



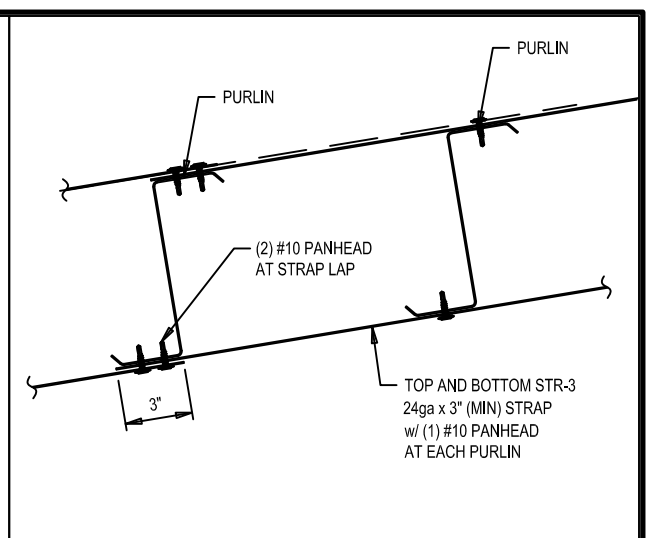
TYPICAL PURLIN LAP



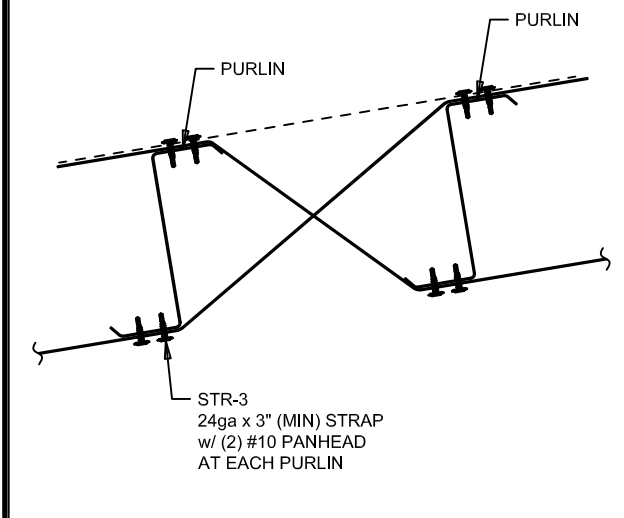
ROOF STRAP BRACE DETAIL (AT EAVE)



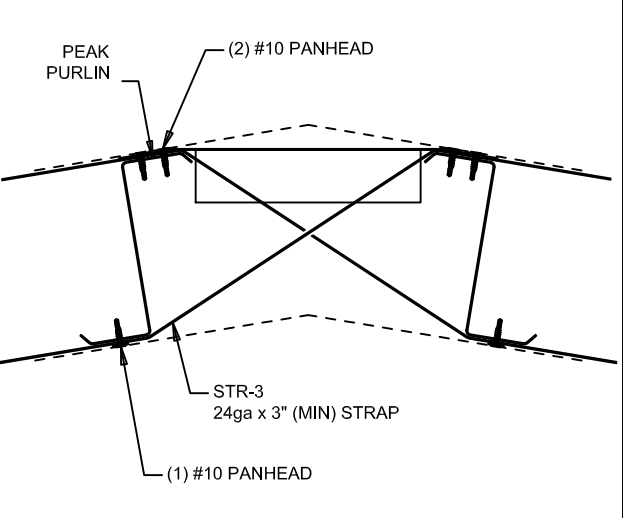
ROOF STRAP BRACE DETAIL (AT EAVE WITH STRUT)



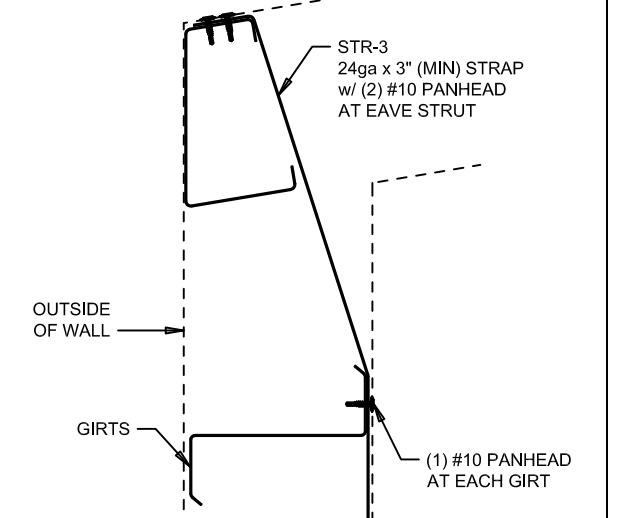
ROOF SAG STRAP DETAIL (AT MID-SPAN)



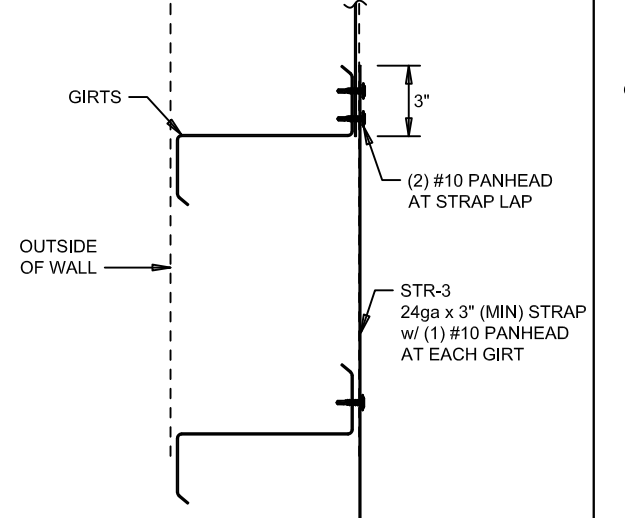
ROOF STRAP BRACE DETAIL (AT MID-SPAN)



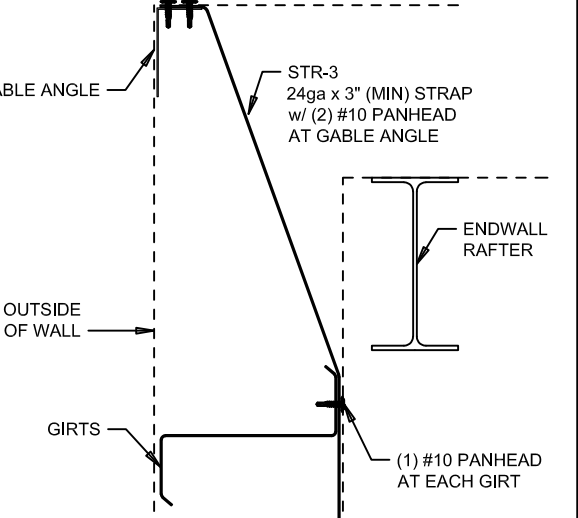
ROOF STRAP BRACE DETAIL (AT PEAK)



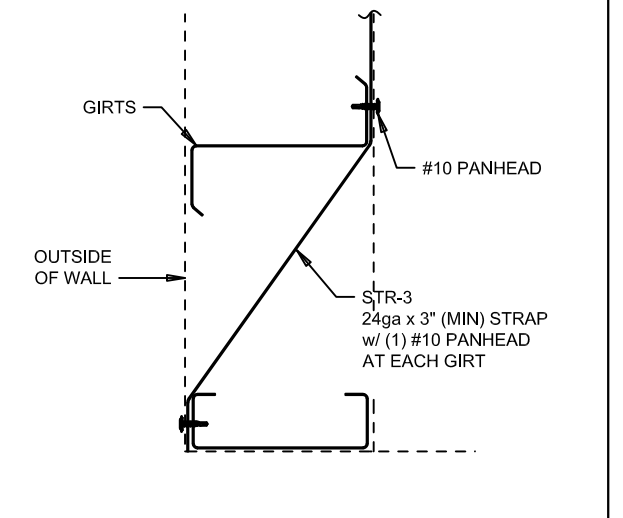
WALL SAG ANGLE DETAIL (AT BUILDING EAVE)



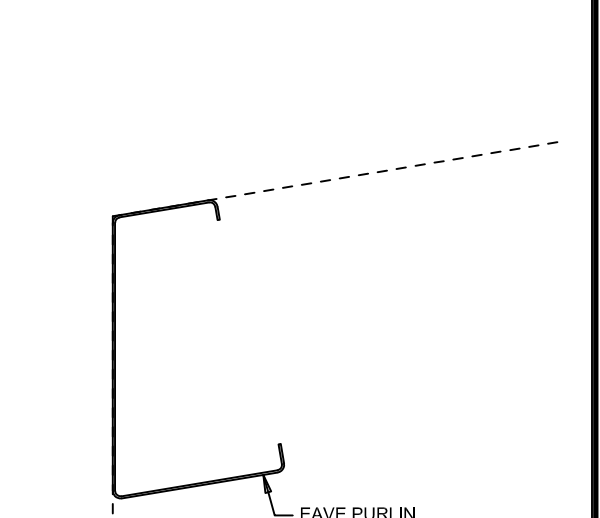
WALL STRAP DETAIL (AT STRAP LAP)



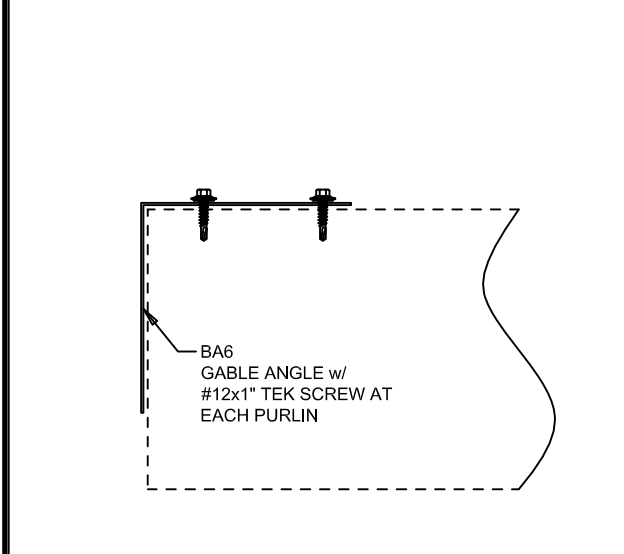
WALL STRAP DETAIL (AT BY-PASS RAFTER)



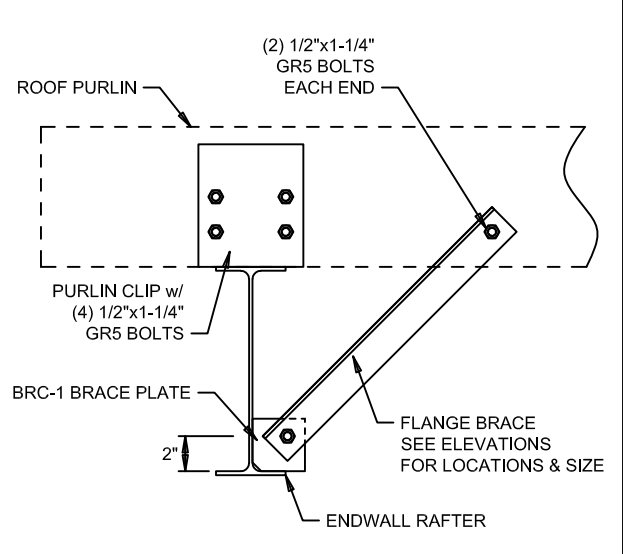
WALL STRAP DETAIL (AT BASE CHANNEL)



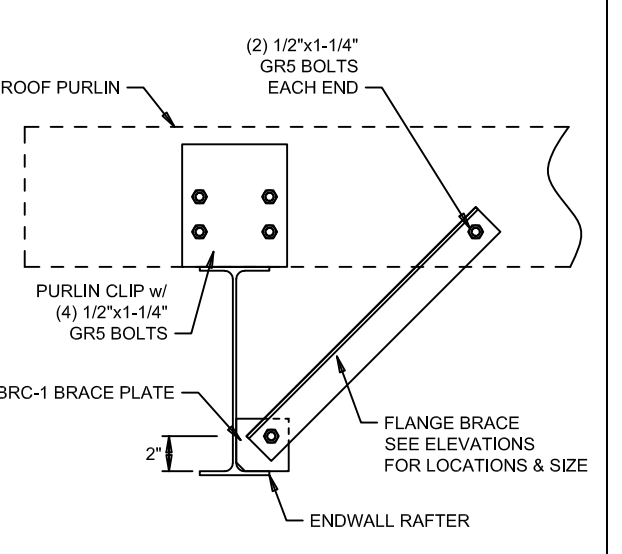
BUILDING EAVE



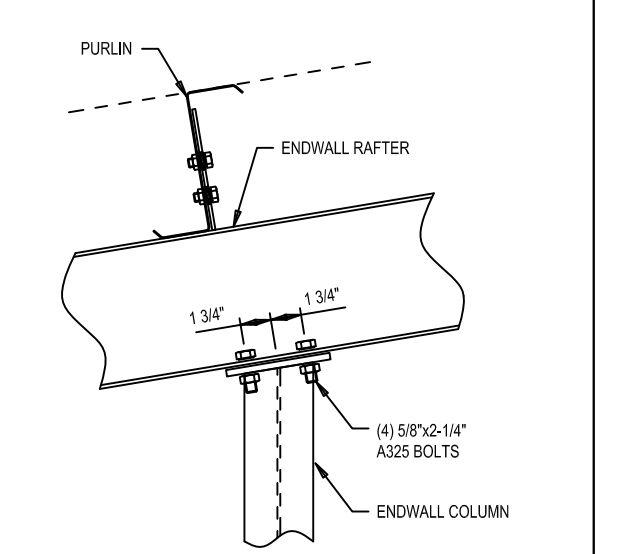
AT BLDG GABLE



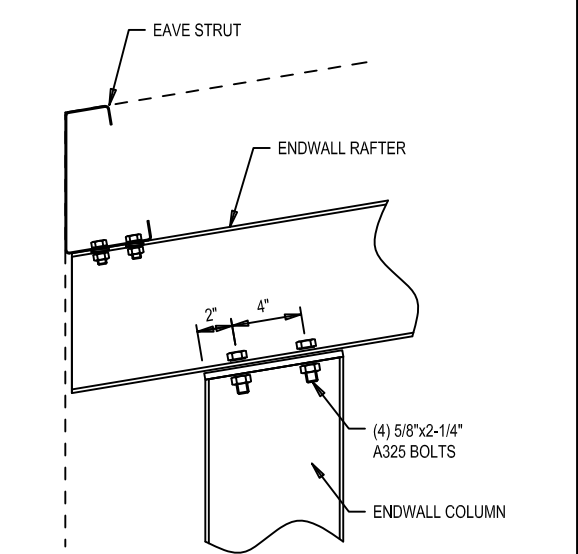
A7 PURLIN TO ENDWALL RAFTER



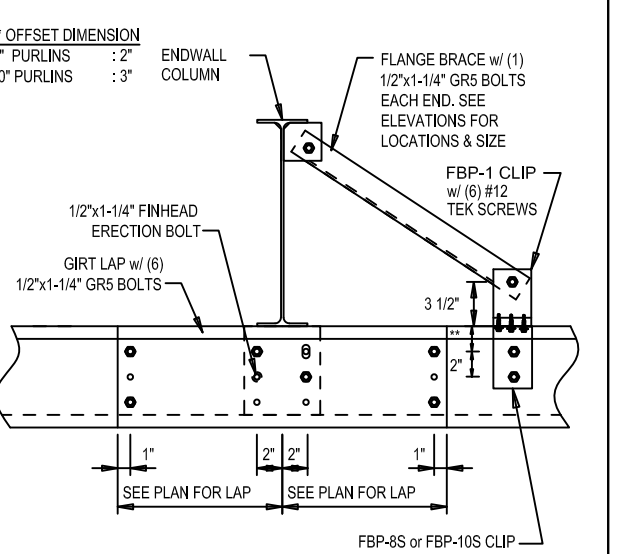
A10 PURLIN TO ENDWALL RAFTER



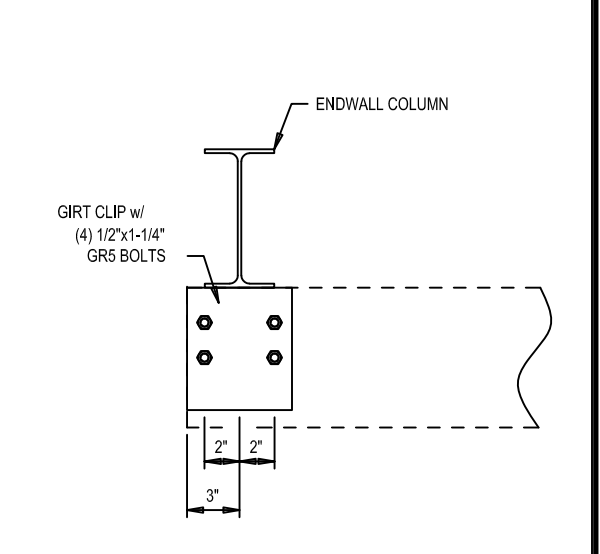
B3 ENDWALL COLUMN TO RAFTER



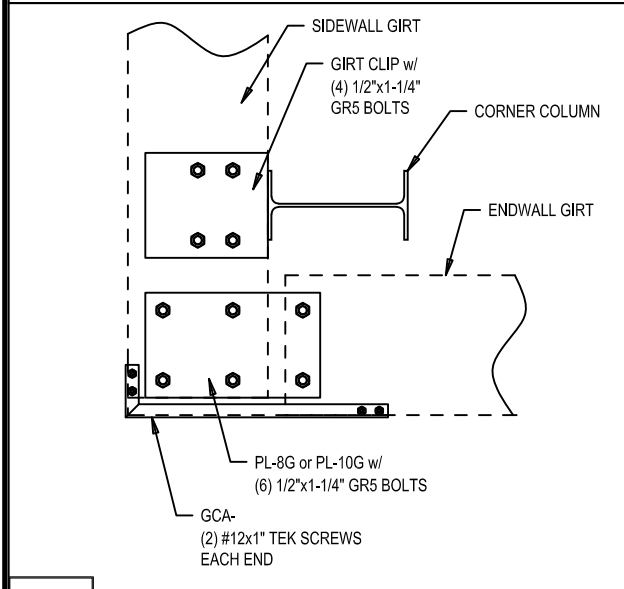
B16 CORNER COLUMN TO RAFTER



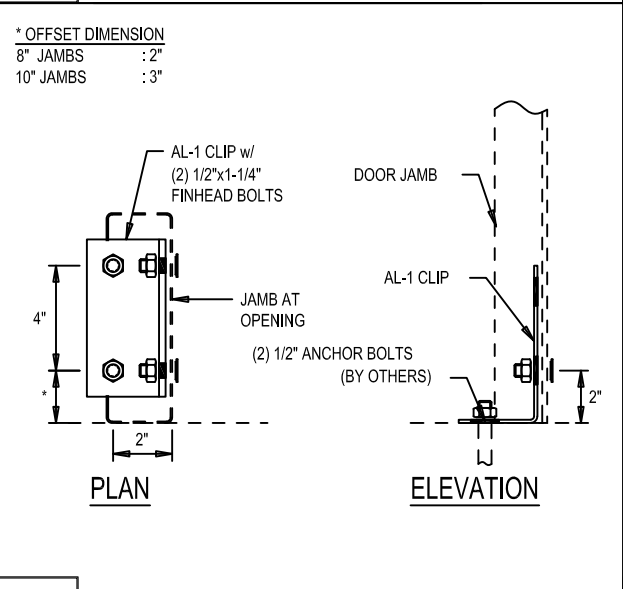
C12 LAPPED BY-PASS GIRT



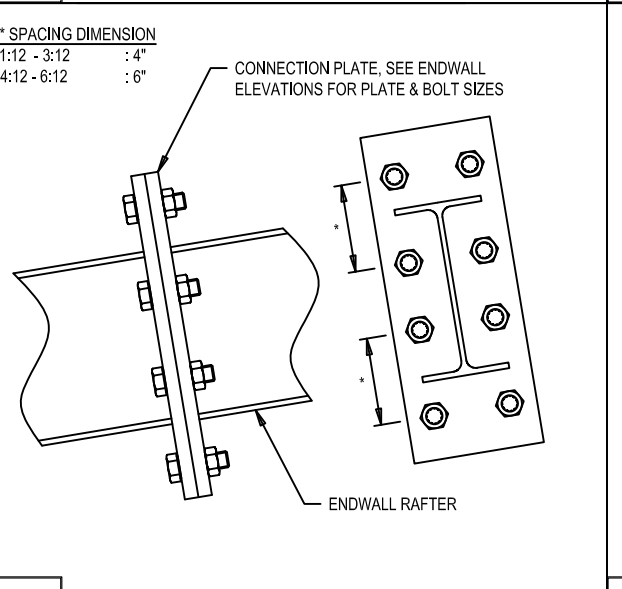
C72 BY-PASS GIRT AT OPEN WALL



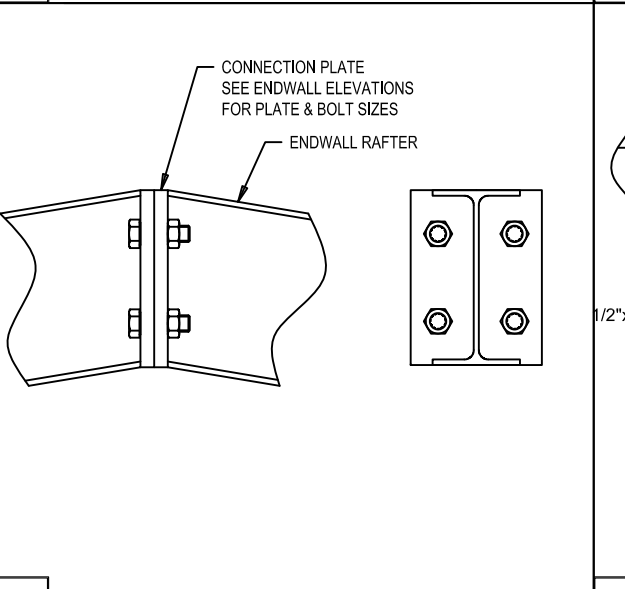
D18 CORNER BYPASS GIRTS



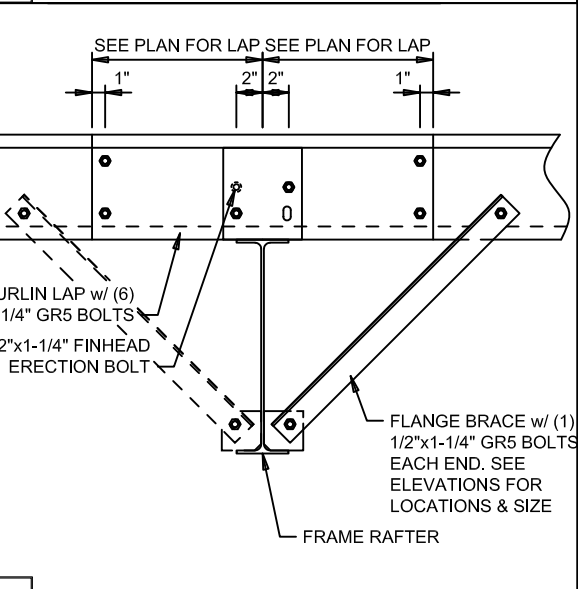
E6 BASE PLATE AT DOOR JAMB



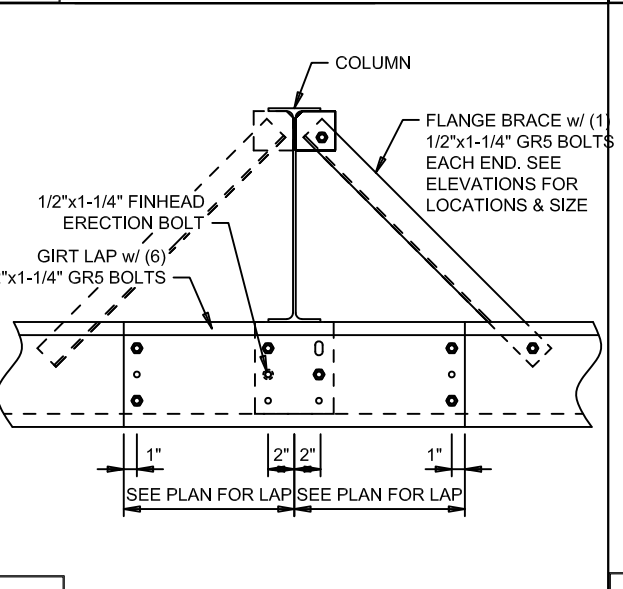
F9 RAFTER CONNECTION AT SPLICE



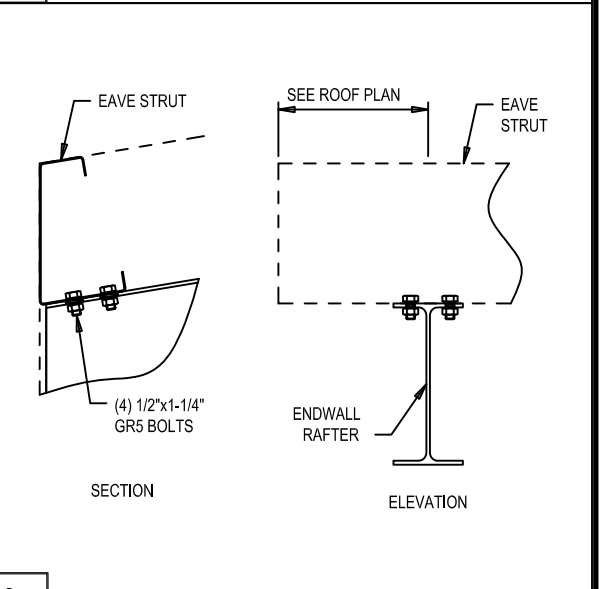
F12 RAFTER CONNECTION AT PEAK



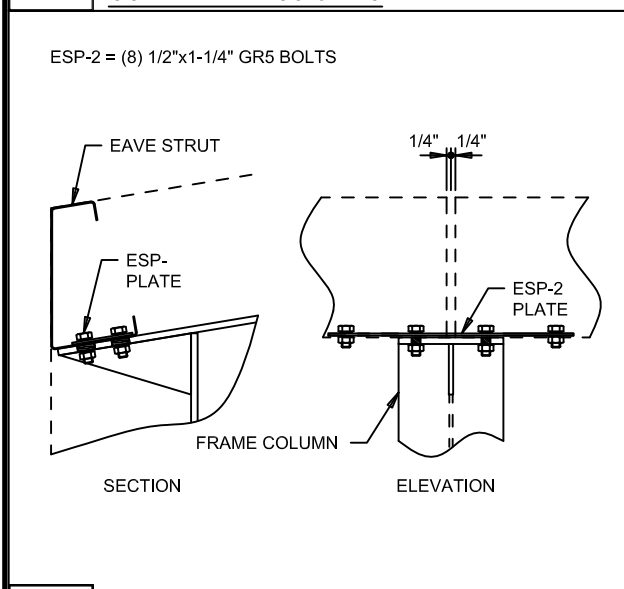
G2 LAP PURLIN TO RAFTER



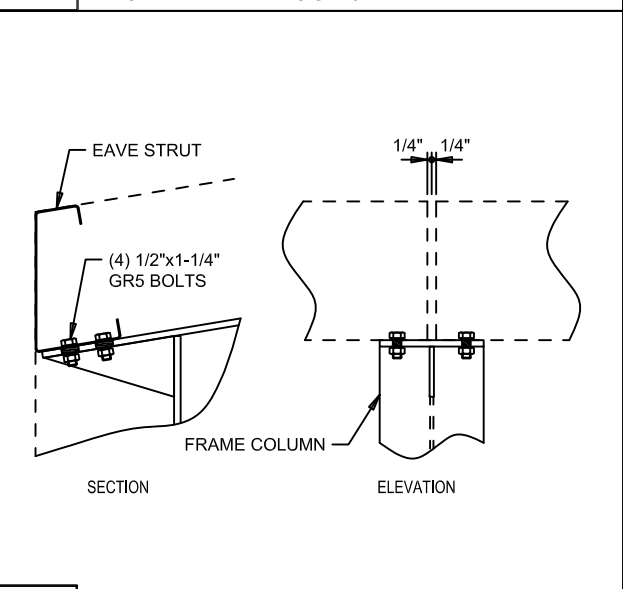
H2 LAP GIRT TO COLUMN



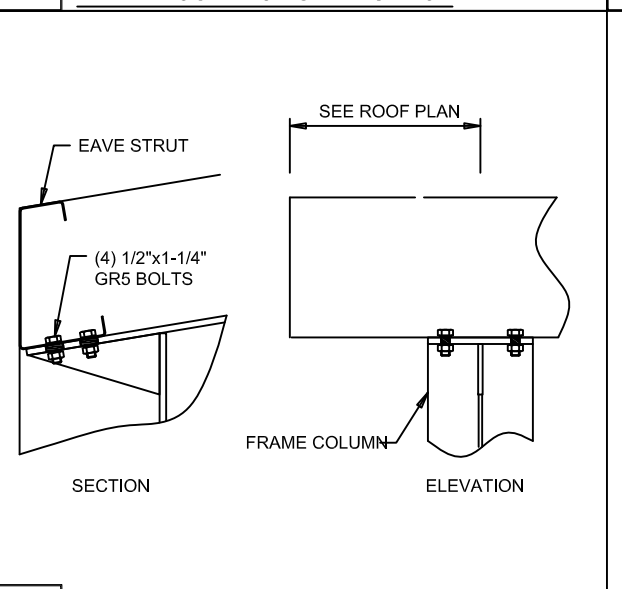
I8 EAVE STRUT TO EW RAFTER




J4 EAVE STRUT TO FRAME



J16 EAVE STRUT TO FRAME

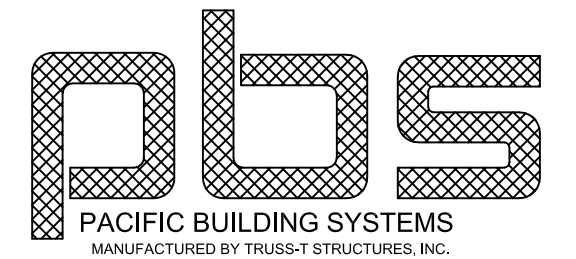


J24 EAVE STRUT TO EW FRAME



REVISION	DATE
A Issued For Permits Only	5/10/22 NM

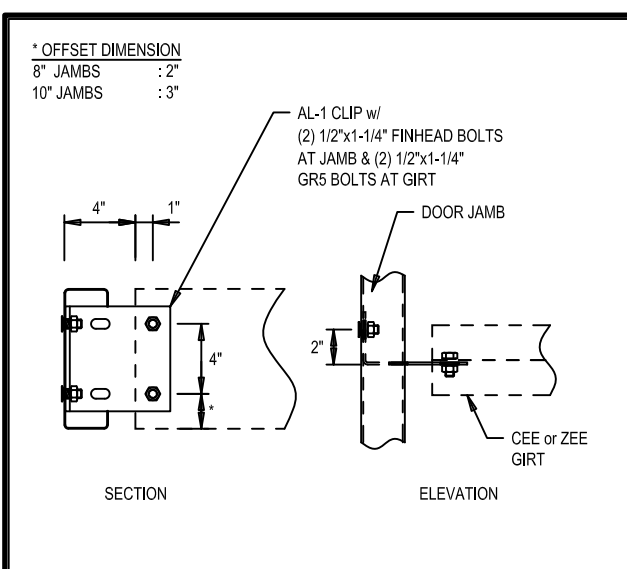
PROJ: Building Expansion
Newberg, OR 97132
TITLE: Detail Drawings
DEALER: Elbert Rentals



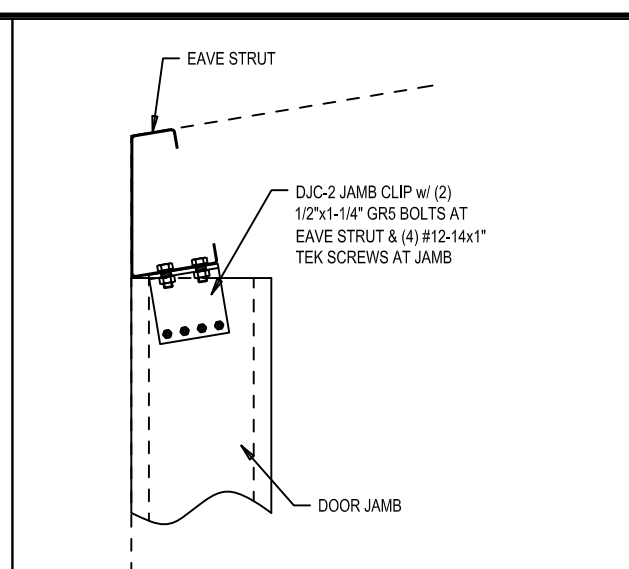
DATE: 5/ 5/22
DWG BY: NM
CHECKED BY:
PAGE: D1 OF D2
JOB ID: 22-8706

THIS DRAWING INCLUDING DESIGN PRINCIPLES, IS THE PROPERTY OF TRUSS-T STRUCTURES, INC. AND SHALL NOT BE REPRODUCED, COPIED OR LOANED IN PART OR IN WHOLE WITHOUT WRITTEN PERMISSION. IT IS NOT TO BE USED IN ANY MATTER THAT MAY CONSTITUTE A DETRIMENT DIRECTLY OR INDIRECTLY TO TRUSS-T STRUCTURES, INC.

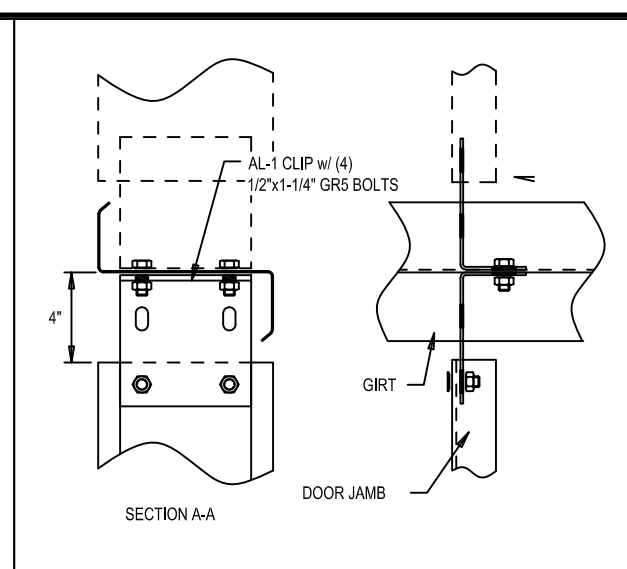
2100 N. PACIFIC HWY. WOODBURN, OREGON 97071 PHONE 503 / 981-9581



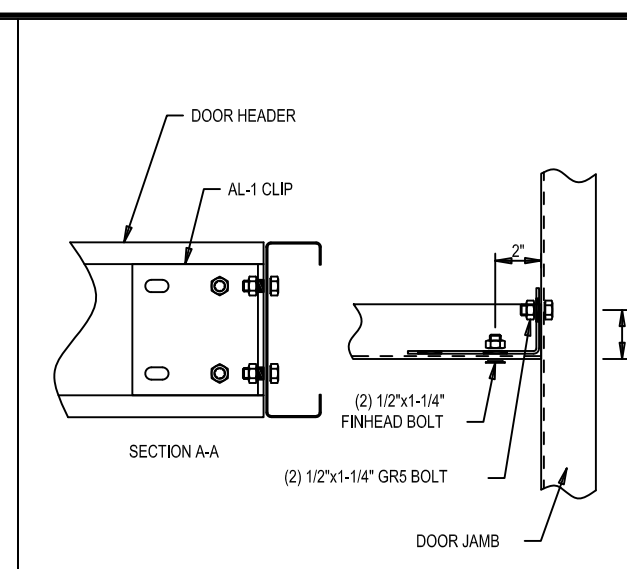
K2 WALL GIRT TO DOOR JAMB



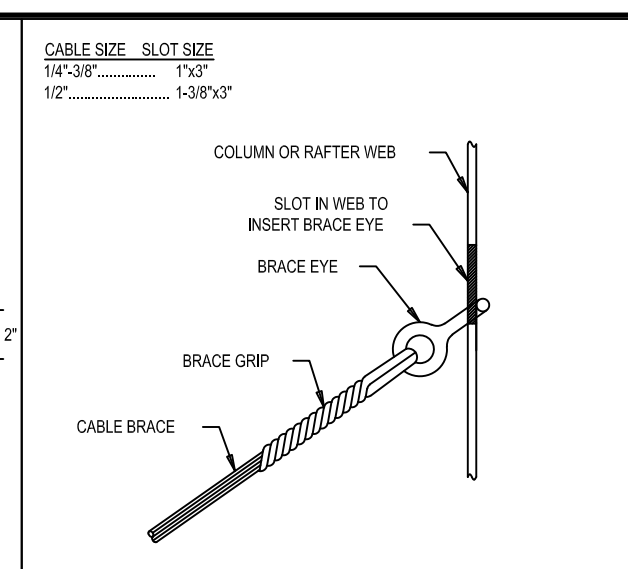
L1 DOOR JAMB TO EAVE STRUT



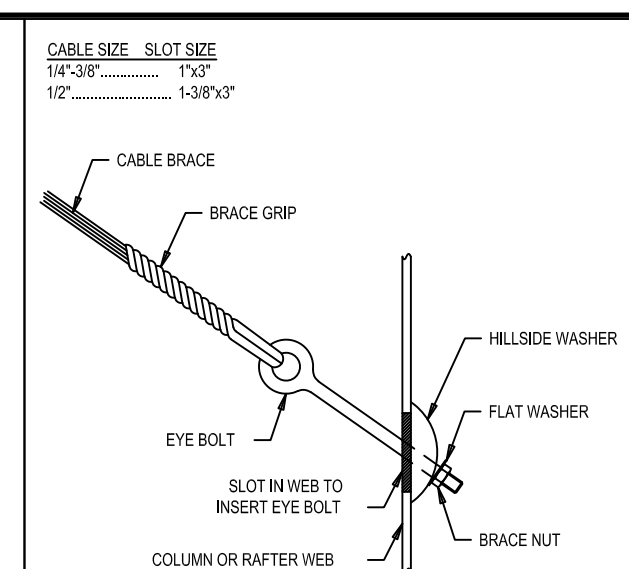
L6 DOOR JAMB TO GIRT



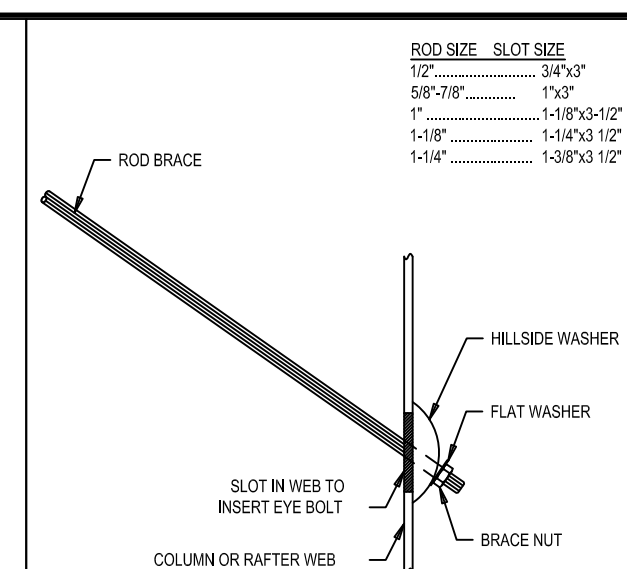
M1 DOOR HEADER TO DOOR JAMB



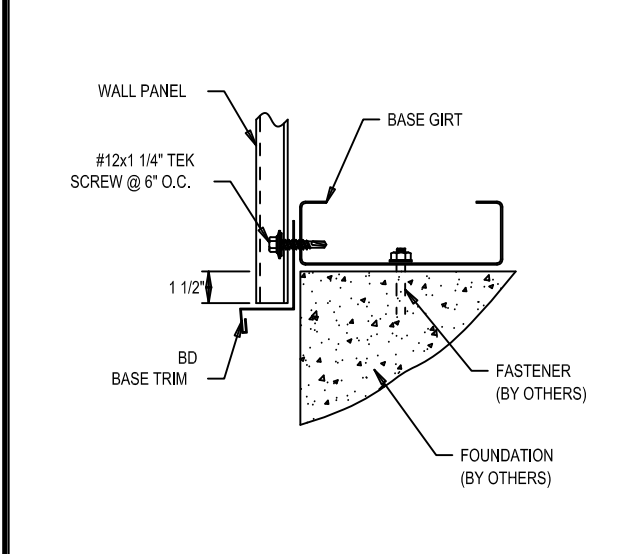
Q1 DIAGONAL CABLE, BRACE EYE END



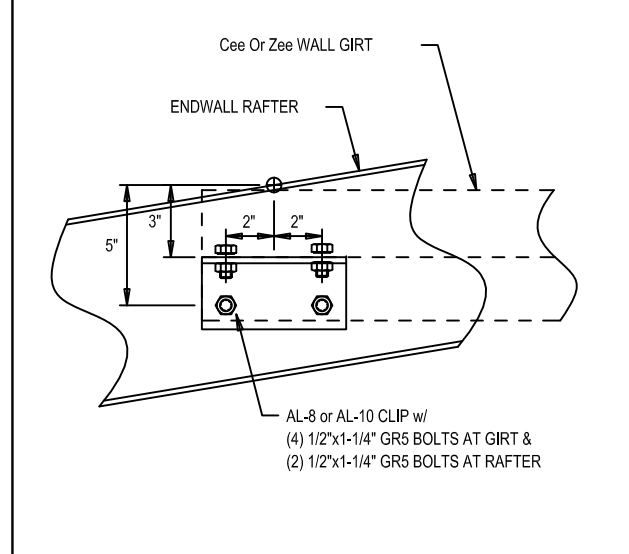
Q2 DIAGONAL CABLE, EYEBOLT END



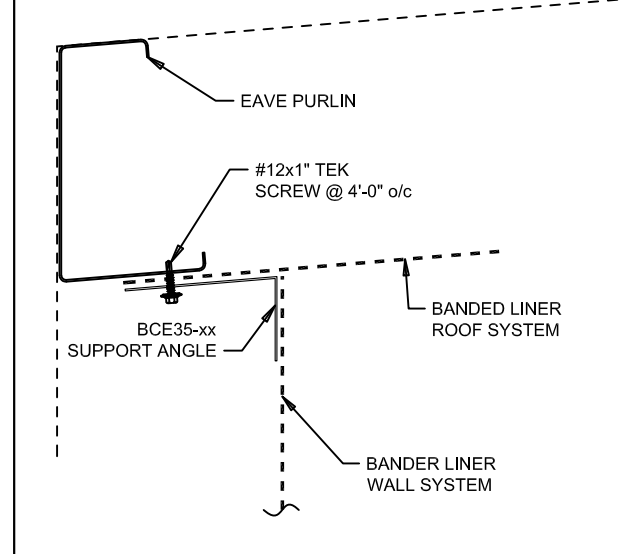
Q3 DIAGONAL ROD BRACE



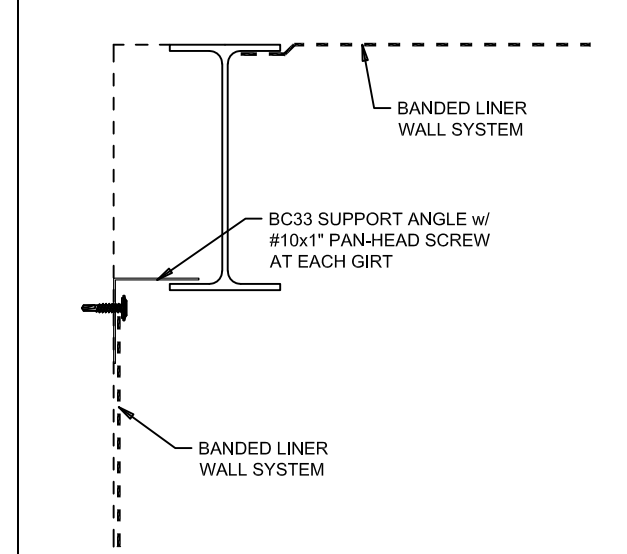
T4 BASE TRIM DETAIL



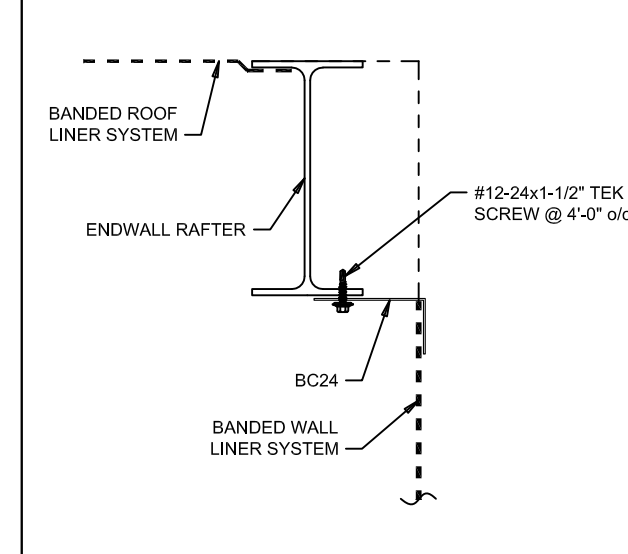
W7 ENDWALL GIRT TO RAFTER



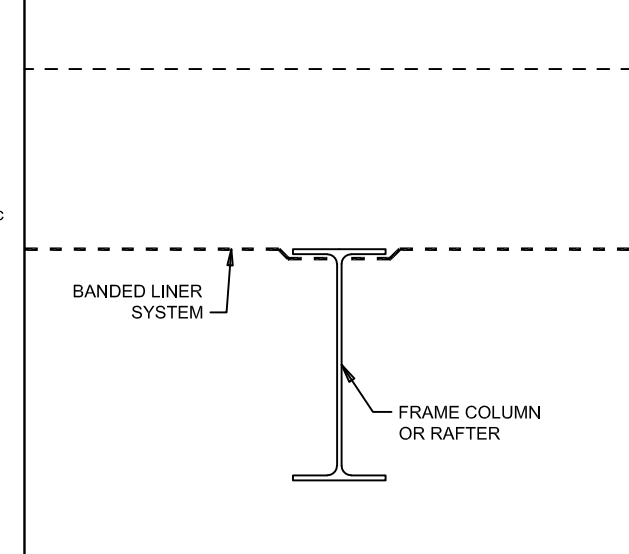
W6 BANDED LINER AT EAVE (1:12 - 4:12 8\"/>



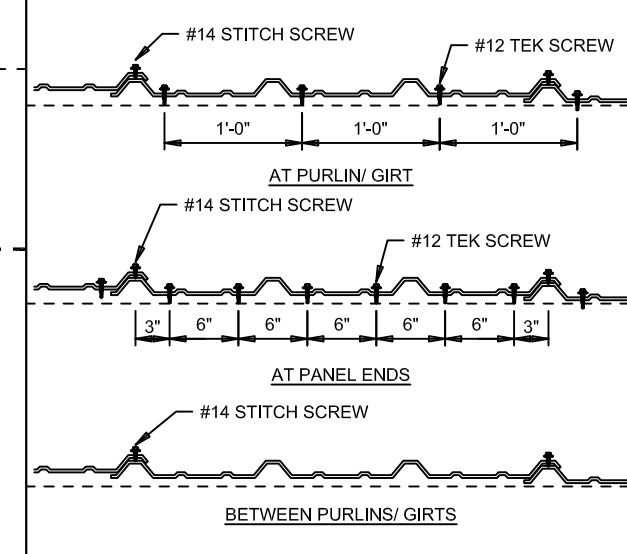
W5 BANDED LINER AT CORNER (BY-PASS GIRTS)



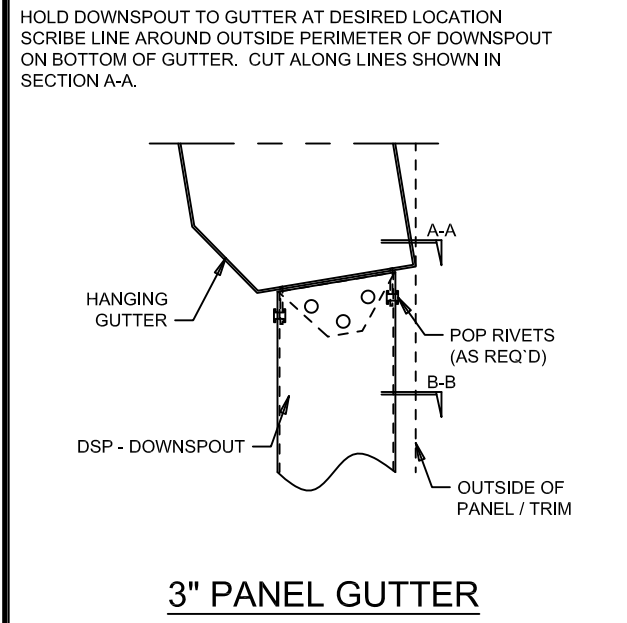
W4 BANDED LINER AT ENDWALL RAFTER (BY-PASS ENDWALL)



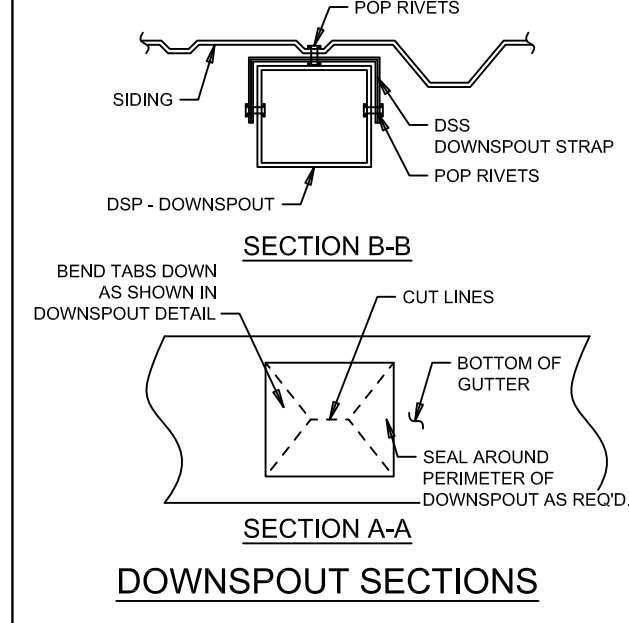
W3 BANDED LINER AT FRAME (BY-PASS SIDEWALL)



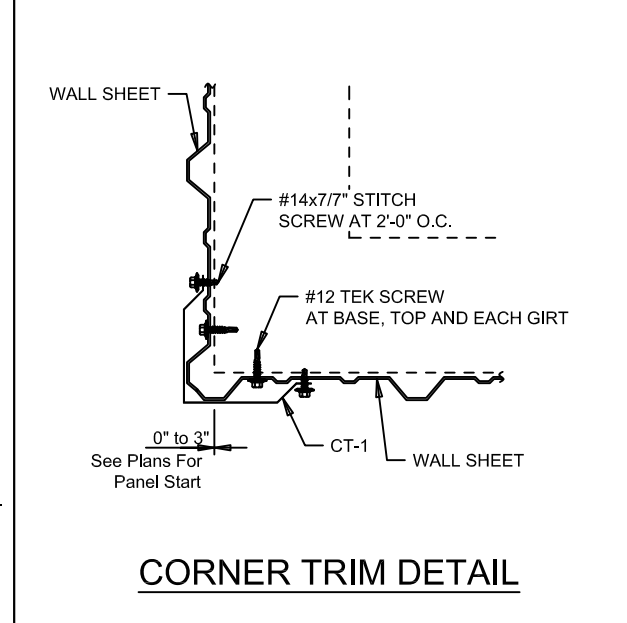
W2 PBR PANEL SCREWS



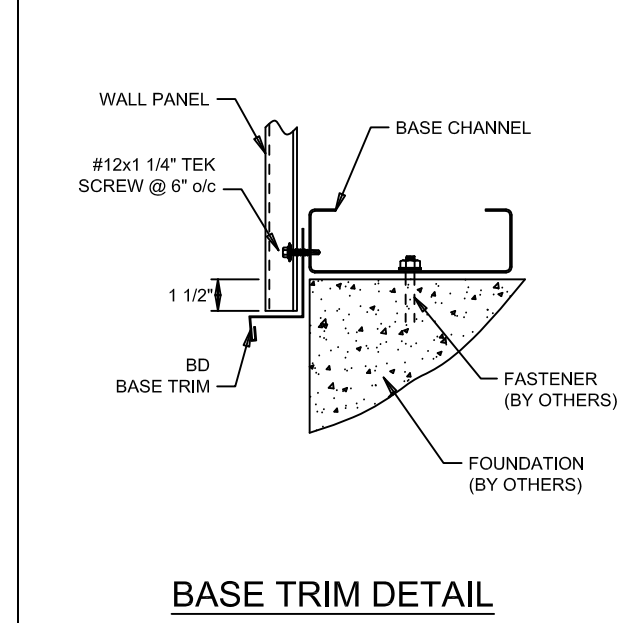
T3 3\"/>



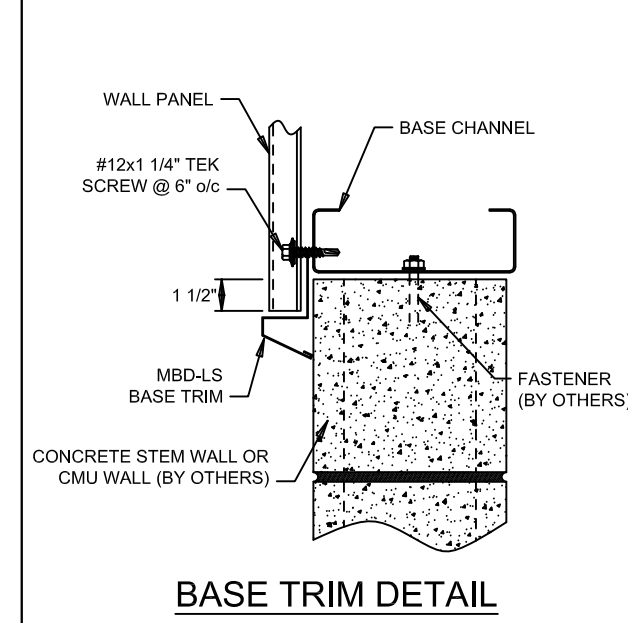
W8 DOWNSPOUT SECTIONS



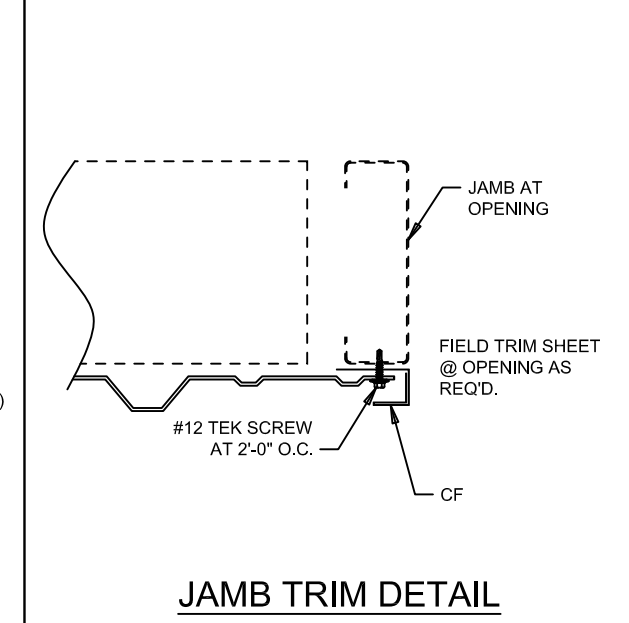
W9 CORNER TRIM DETAIL



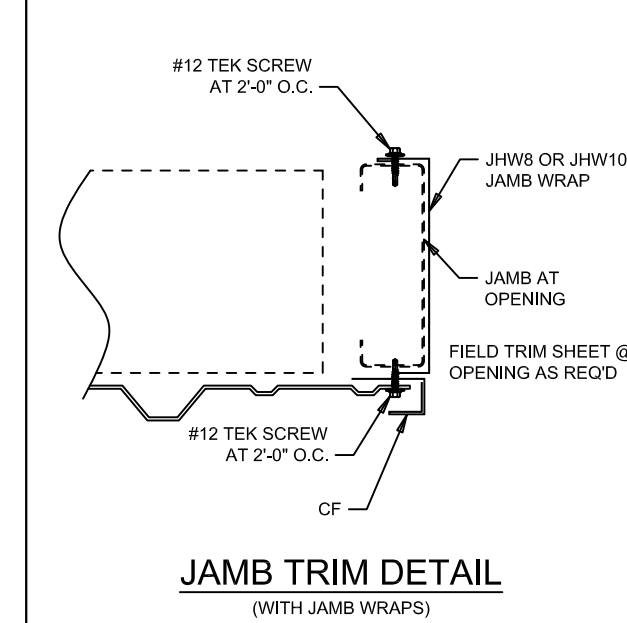
T2 BASE TRIM DETAIL



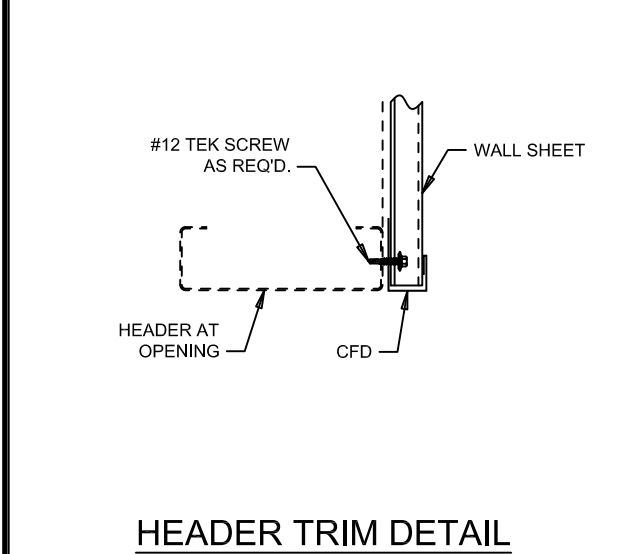
T1 BASE TRIM DETAIL



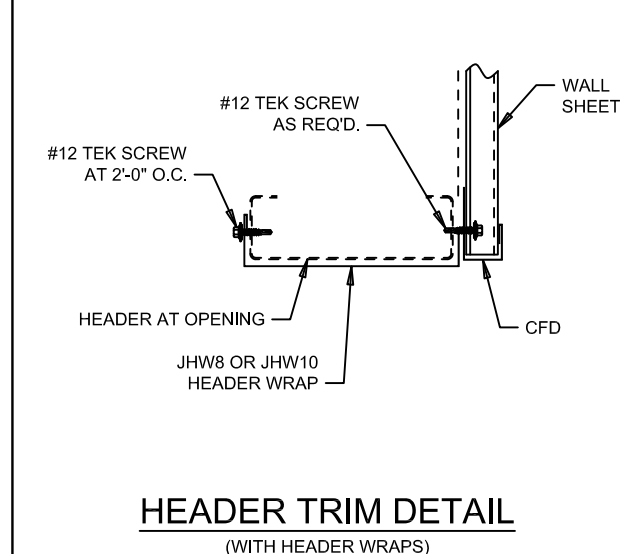
W1 JAMB TRIM DETAIL



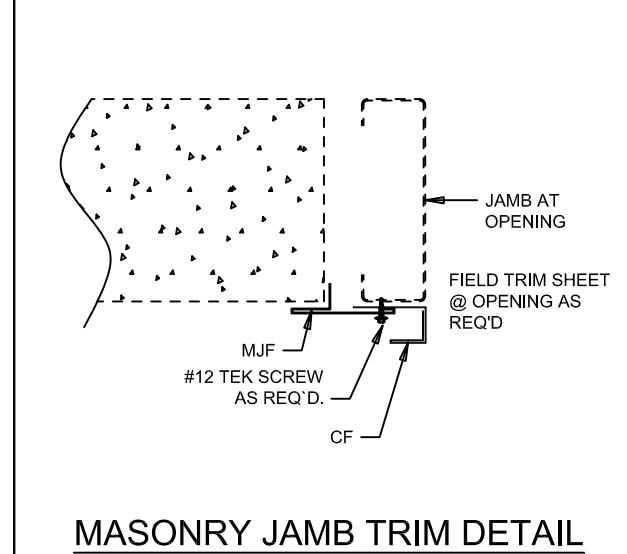
W0 JAMB TRIM DETAIL (WITH JAMB WRAPS)



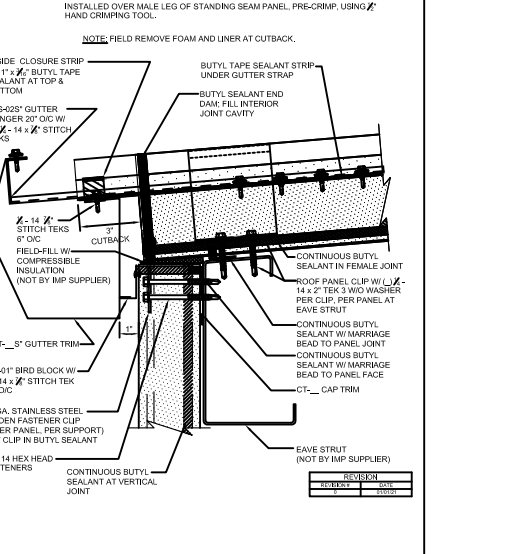
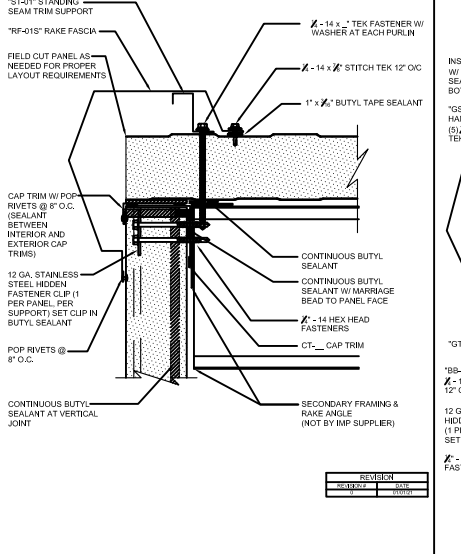
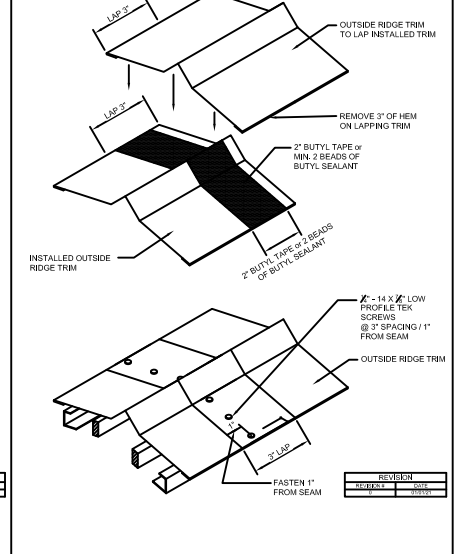
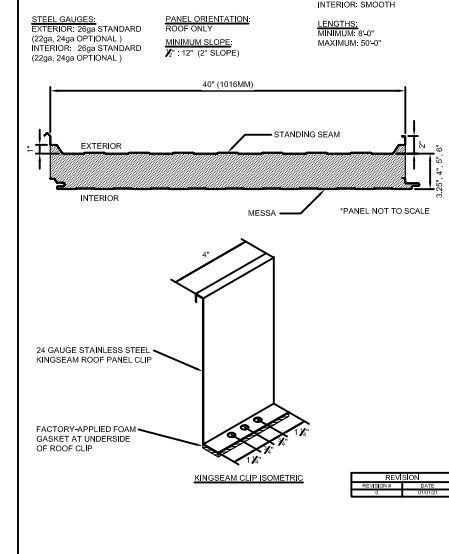
T5 HEADER TRIM DETAIL



W10 HEADER TRIM DETAIL (WITH HEADER WRAPS)



W11 MASONRY JAMB TRIM DETAIL



REVISION	DATE	PROJ:	DATE:
A	5/10/22	Building Expansion Newberg, OR 97132	5/10/22
		TITLE: Detail Drawings	NM
		DEALER: Elbert Rentals	

PBS
PACIFIC BUILDING SYSTEMS
MANUFACTURED BY TRUSS-T STRUCTURES, INC.
2100 N. PACIFIC HWY. WOODBURN, OREGON 97071 PHONE 503 / 981-9581

DATE: 5/ 5/22
DWG BY: NM
CHECKED BY:
PAGE: D2 OF D2
JOB ID: 22-8706

THIS DRAWING INCLUDING DESIGN PRINCIPLES, IS THE PROPERTY OF TRUSS-T STRUCTURES, INC. AND SHALL NOT BE REPRODUCED, COPIED OR LOANED IN PART OR IN WHOLE WITHOUT WRITTEN PERMISSION. IT IS NOT TO BE USED IN ANY MATTER THAT MAY CONSTITUTE A DETRIMENT DIRECTLY OR INDIRECTLY TO TRUSS-T STRUCTURES, INC.

PACIFIC BUILDING SYSTEMS
 MANUFACTURED BY TRUSS-T STRUCTURES, INC.
 2100 N PACIFIC HWY.
 WOODBURN, OREGON 97071
 PHONE: 503-981-9581

IAS Inc. Fabricator Inspection Program FA-405
 (See Web at www.iasonline.org)

CUSTOMER

Elbert Rentals
 518 South Springbrook Road
 Newberg, OR 97132

PROJECT

Building Expansion
 518 S Springbrook Rd
 Newberg, OR 97132

Job No. 22-8706

BUILDING DATA

Width	= 117'-0"	Seismic Design Category	= D
Length	= 90'-0"	Seismic Importance Factor	= 1.00
Eave Height	= 14'-9 3/16" / 14'-1"	Mapped Spectral Response Accelerations	
Roof Slope	= 1.0:12 / 1.0181:12	Ss = 0.849	Sms = 1.019
Dead Load	= 4.50 psf	S1 = 0.409	Sml = 0.773
Live Load	= 20.00 psf	Spectral Response Coefficients	
Collateral Load	= 7.00 psf	Sds = 0.679	
Wind Speed (mph)	= 97 mph	Sd1 = 0.516	
Wind Code	= OSSC19 (IBC 18)	Ground Snow Load	= 7.00 psf
Closed / Open	= Closed	Roof Snow Load	= 25.00 psf
Exposure	= C	Snow Importance Factor (Is)	= 1.00
Importance - Wind	= 1.00		



5/13/2022

PLS	Customer	Elbert Rentals	Job No	22-8706
	Project	Building Expansion	Date	5/3/2022
	Location	Newberg, OR 97132	Designed By	AC
	Size	117 x 90 x 14.8 x 14.1	Checked By	

Table Of Contents

Cover Sheet	1 - 1
Design Calcs	3 - 33
Roof Design	34 - 83
Sidewall Design @ Line A	84 - 110
Sidewall Design @ Line F	111 - 130
Endwall Design @ Line 5	131 - 229
Rigid Frame Design @ 4	230 - 248
Rigid Frame Design @ 3	249 - 277

pbS	Customer	Elbert Rentals	Job No	22-8706
	Project	Building Expansion	Date	5/3/2022
	Location	Newberg, OR 97132	Designed By	AC
	Size	117 x 90 x 14.8 x 14.1	Checked By	

Pacific Building Systems
 2100 N Pacific Hwy
 Woodburn, OR 97071

STRUCTURAL DESIGN CALCULATIONS
 FOR
 Elbert Rentals
 518 South Springbrook Road
 Newberg, OR 97132

Building Expansion
 518 S Springbrook Rd
 Newberg, OR 97132
 22-8706

BUILDING LAYOUT

Width (ft) = 117.0
 Length (ft) = 90.0
 Eave Height (ft) = 14.8/ 14.1
 Roof Slope (rise/12) = 1.00/ 1.02

BUILDING LOADS

Roof Dead Load (psf) = 4.5
 Wall Dead Load
 Left Endwall (psf) = 5.0
 Right Endwall (psf) = 5.0
 Front Sidewall (psf) = 5.0
 Back Sidewall (psf) = 5.0
 Live Load (psf) = 20.0
 Collateral Load (psf) = 7.0
 Snow Load (psf) = 25.0
 Wind Speed (mph) = 97.0
 Wind Code = OSSC 19 (IBC 18)
 Closed/Open = C
 Exposure = C
 Internal Wind Coeff = -0.18, +0.18
 Importance - Wind = 1.00
 Importance - Seismic = 1.00
 Seismic Design Category = D
 Seismic Coeff (Fa*Ss) = 1.02

PLS	Customer	Elbert Rentals	Job No	22-8706
	Project	Building Expansion	Date	5/3/2022
	Location	Newberg, OR 97132	Designed By	AC
	Size	117 x 90 x 14.8 x 14.1	Checked By	

 Designer : AC
 Detailer : CB

5/ 3/22

=====

22-8706	Design Loads For Building Components:	5/ 3/22	10:30am
---------	---------------------------------------	---------	---------

=====

FRONT SIDEWALL:

BASIC LOADS:

Basic	Wind_Load_Ratio	
Wind	Deflect	Factor
17.3	0.48	0.60

EDGE ZONE:

				-----Wind_Ratio-----		
--Left_Zone--	--Right_Zone-			Jamb/		
Width	Base	Width	Base	Girt	Panel	Column
5.63	0.00	5.63	0.00	1.07	1.00	1.07

WIND PRESSURE/SUCTION:

Wind	Wind	Wind	
Press	Suct	Long	
16.0	-16.7		.. Girt/Header
18.7	-20.2		.. Panel
16.0	-16.7		.. Jamb
0.0	0.0		.. Parapet

BACK SIDEWALL:

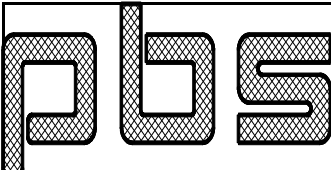
BASIC LOADS:

Basic	Wind_Load_Ratio	
Wind	Deflect	Factor
17.3	0.48	0.60

EDGE ZONE:

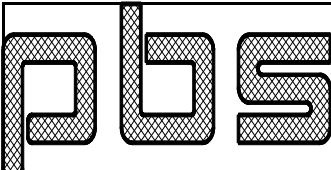
				-----Wind_Ratio-----		
--Left_Zone--	--Right_Zone-			Jamb/		
Width	Base	Width	Base	Girt	Panel	Column
5.63	0.00	5.63	0.00	1.07	1.00	1.07

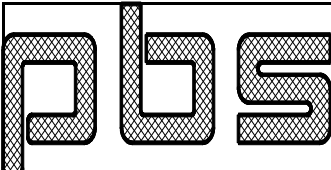
WIND PRESSURE/SUCTION:



Customer	Elbert Rentals	Job No	22-8706
Project	Building Expansion	Date	5/3/2022
Location	Newberg, OR 97132	Designed By	AC
Size	117 x 90 x 14.8 x 14.1	Checked By	

0.00	0.00	0.00	0.00	0	0.00									
	4	1.00	1.00	0.00	0.00	1.00	1.00	0.00	0.00	0.00	0.00	0.00	0.00	0.00
0.00	0.00	0.00	0.00	0	0.00									
	5	1.00	1.00	0.00	0.00	1.00	0.00	1.00	0.00	0.00	0.00	0.00	0.00	0.00
0.00	0.00	0.00	0.00	0	0.00									
	6	1.00	1.00	0.75	0.00	0.00	0.00	0.00	0.00	0.00	0.00	0.00	0.00	0.00
0.00	0.00	0.00	0.00	0	0.00									
	7	1.00	1.00	0.00	0.00	0.75	0.00	0.00	0.00	0.00	0.00	0.00	0.00	0.00
0.00	0.00	0.00	0.00	0	0.00									
	8	1.00	1.00	0.00	0.00	0.75	0.75	0.00	0.00	0.00	0.00	0.00	0.00	0.00
0.00	0.00	0.00	0.00	0	0.00									
	9	1.00	1.00	0.00	0.00	0.75	0.00	0.75	0.00	0.00	0.00	0.00	0.00	0.00
0.00	0.00	0.00	0.00	0	0.00									
	10	1.00	0.00	0.00	0.00	0.00	0.00	0.00	0.00	0.00	0.00	0.00	0.60	0.00
0.60	0.00	0.00	0.00	0	0.00									
	11	1.00	0.00	0.00	0.00	0.00	0.00	0.00	0.00	0.00	0.00	0.00	0.00	0.60
0.60	0.00	0.00	0.00	0	0.00									
	12	1.00	0.00	0.00	0.00	0.00	0.00	0.00	0.00	0.00	0.00	0.00	0.60	0.00
0.00	0.60	0.00	0.00	0	0.00									
	13	1.00	0.00	0.00	0.00	0.00	0.00	0.00	0.00	0.00	0.00	0.00	0.00	0.60
0.00	0.60	0.00	0.00	0	0.00									
	14	1.00	0.00	0.00	0.00	0.00	0.00	0.00	0.00	0.60	0.00	0.00	0.00	0.00
0.00	0.60	0.00	0.00	0	0.00									
	15	1.00	0.00	0.00	0.00	0.00	0.00	0.00	0.00	0.00	0.60	0.00	0.00	0.00
0.00	0.60	0.00	0.00	0	0.00									
	16	1.00	0.00	0.00	0.00	0.00	0.00	0.00	0.00	0.00	0.00	0.60	0.00	0.00
0.00	0.60	0.00	0.00	0	0.00									
	17	1.00	0.00	0.00	0.00	0.00	0.00	0.00	0.00	0.00	0.00	0.00	0.60	0.00
0.00	0.60	0.00	0.00	0	0.00									
	18	1.00	1.00	0.75	0.00	0.00	0.00	0.00	0.00	0.00	0.00	0.45	0.00	0.00
0.00	0.45	0.00	0.00	0	0.00									
	19	1.00	1.00	0.75	0.00	0.00	0.00	0.00	0.00	0.00	0.00	0.00	0.45	0.00
0.00	0.45	0.00	0.00	0	0.00									
	20	1.00	1.00	0.75	0.00	0.00	0.00	0.00	0.00	0.00	0.00	0.00	0.45	0.00
0.00	0.45	0.00	0.00	0	0.00									
	21	1.00	1.00	0.75	0.00	0.00	0.00	0.00	0.00	0.00	0.00	0.00	0.00	0.45
0.00	0.45	0.00	0.00	0	0.00									
	22	1.00	1.00	0.00	0.00	0.75	0.00	0.00	0.00	0.00	0.00	0.45	0.00	0.00
0.00	0.45	0.00	0.00	0	0.00									
	23	1.00	1.00	0.00	0.00	0.75	0.00	0.00	0.00	0.00	0.00	0.00	0.45	0.00
0.00	0.45	0.00	0.00	0	0.00									
	24	1.00	1.00	0.00	0.00	0.75	0.00	0.00	0.00	0.00	0.00	0.00	0.45	0.00
0.00	0.45	0.00	0.00	0	0.00									
	25	1.00	1.00	0.00	0.00	0.75	0.00	0.00	0.00	0.00	0.00	0.00	0.00	0.45
0.00	0.45	0.00	0.00	0	0.00									
	26	1.00	1.00	0.00	0.00	0.75	0.75	0.00	0.00	0.00	0.00	0.45	0.00	0.00
0.00	0.45	0.00	0.00	0	0.00									
	27	1.00	1.00	0.00	0.00	0.75	0.75	0.00	0.00	0.00	0.00	0.00	0.45	0.00
0.00	0.45	0.00	0.00	0	0.00									
	28	1.00	1.00	0.00	0.00	0.75	0.75	0.00	0.00	0.00	0.00	0.00	0.45	0.00
0.00	0.45	0.00	0.00	0	0.00									
	29	1.00	1.00	0.00	0.00	0.75	0.75	0.00	0.00	0.00	0.00	0.00	0.00	0.45
0.00	0.45	0.00	0.00	0	0.00									
	30	1.00	1.00	0.00	0.00	0.75	0.00	0.75	0.00	0.00	0.00	0.45	0.00	0.00

				Customer	Elbert Rentals					Job No	22-8706				
				Project	Building Expansion					Date	5/3/2022				
				Location	Newberg, OR 97132					Designed By	AC				
				Size	117 x 90 x 14.8 x 14.1					Checked By					
0.00	0.00	-0.52	0.00	1	0.75										
	58	1.07	1.07	0.00	0.00	0.01	0.00	0.00	0.00	0.00	0.00	0.00	0.00	0.00	
0.00	0.00	0.00	0.52	1	0.75										
	59	1.07	1.07	0.00	0.00	0.01	0.00	0.00	0.00	0.00	0.00	0.00	0.00	0.00	
0.00	0.00	0.00	-0.52	1	0.75										
	60	1.00	1.00	0.00	0.00	0.01	0.00	0.00	0.00	0.00	0.00	0.00	0.00	0.00	
0.00	0.00	0.00	0.00	2	1.00										
	61	1.00	1.00	0.00	0.00	0.01	0.00	0.00	0.00	0.00	0.00	0.00	0.00	0.00	
0.00	0.00	0.00	0.00	2	0.75										
	62	1.00	1.00	0.00	0.00	0.01	0.00	0.00	0.00	0.45	0.00	0.00	0.00	0.00	
0.00	0.45	0.00	0.00	2	0.75										
	63	1.00	1.00	0.00	0.00	0.01	0.00	0.00	0.00	0.00	0.45	0.00	0.00	0.00	
0.00	0.45	0.00	0.00	2	0.75										
	64	1.00	1.00	0.00	0.00	0.01	0.00	0.00	0.00	0.00	0.00	0.45	0.00	0.00	
0.00	0.45	0.00	0.00	2	0.75										
	65	1.00	1.00	0.00	0.00	0.01	0.00	0.00	0.00	0.00	0.00	0.00	0.45	0.00	
0.00	0.45	0.00	0.00	2	0.75										
	66	1.07	1.07	0.00	0.00	0.01	0.00	0.00	0.00	0.00	0.00	0.00	0.00	0.00	
0.00	0.00	0.52	0.00	2	0.75										
	67	1.07	1.07	0.00	0.00	0.01	0.00	0.00	0.00	0.00	0.00	0.00	0.00	0.00	
0.00	0.00	-0.52	0.00	2	0.75										
	68	1.07	1.07	0.00	0.00	0.01	0.00	0.00	0.00	0.00	0.00	0.00	0.00	0.00	
0.00	0.00	0.00	0.52	2	0.75										
	69	1.07	1.07	0.00	0.00	0.01	0.00	0.00	0.00	0.00	0.00	0.00	0.00	0.00	
0.00	0.00	0.00	-0.52	2	0.75										
	70	0.60	0.00	0.00	0.00	0.00	0.00	0.00	0.60	0.00	0.00	0.00	0.00	0.00	
0.00	0.00	0.00	0.00	0	0.00										
	71	0.60	0.00	0.00	0.00	0.00	0.00	0.00	0.00	0.60	0.00	0.00	0.00	0.00	
0.00	0.00	0.00	0.00	0	0.00										
	72	0.60	0.00	0.00	0.00	0.00	0.00	0.00	0.00	0.00	0.60	0.00	0.00	0.00	
0.00	0.00	0.00	0.00	0	0.00										
	73	0.60	0.00	0.00	0.00	0.00	0.00	0.00	0.00	0.00	0.00	0.60	0.00	0.00	
0.00	0.00	0.00	0.00	0	0.00										
	74	0.60	0.00	0.00	0.00	0.00	0.00	0.00	0.00	0.00	0.00	0.00	0.60	0.00	
0.00	0.00	0.00	0.00	0	0.00										
	75	0.60	0.00	0.00	0.00	0.00	0.00	0.00	0.00	0.00	0.00	0.00	0.00	0.60	
0.00	0.00	0.00	0.00	0	0.00										
	76	1.00	1.00	0.75	0.00	0.00	0.00	0.00	0.45	0.00	0.00	0.00	0.00	0.00	
0.00	0.00	0.00	0.00	0	0.00										
	77	1.00	1.00	0.75	0.00	0.00	0.00	0.00	0.00	0.45	0.00	0.00	0.00	0.00	
0.00	0.00	0.00	0.00	0	0.00										
	78	1.00	1.00	0.75	0.00	0.00	0.00	0.00	0.00	0.00	0.45	0.00	0.00	0.00	
0.00	0.00	0.00	0.00	0	0.00										
	79	1.00	1.00	0.75	0.00	0.00	0.00	0.00	0.00	0.00	0.00	0.45	0.00	0.00	
0.00	0.00	0.00	0.00	0	0.00										
	80	1.00	1.00	0.75	0.00	0.00	0.00	0.00	0.00	0.00	0.00	0.00	0.45	0.00	
0.00	0.00	0.00	0.00	0	0.00										
	81	1.00	1.00	0.75	0.00	0.00	0.00	0.00	0.00	0.00	0.00	0.00	0.00	0.45	
0.00	0.00	0.00	0.00	0	0.00										
	82	1.00	1.00	0.00	0.00	0.75	0.00	0.00	0.00	0.45	0.00	0.00	0.00	0.00	
0.00	0.00	0.00	0.00	0	0.00										
	83	1.00	1.00	0.00	0.00	0.75	0.75	0.00	0.00	0.45	0.00	0.00	0.00	0.00	
0.00	0.00	0.00	0.00	0	0.00										
	84	1.00	1.00	0.00	0.00	0.75	0.00	0.75	0.00	0.45	0.00	0.00	0.00	0.00	



Customer	Elbert Rentals	Job No	22-8706
Project	Building Expansion	Date	5/3/2022
Location	Newberg, OR 97132	Designed By	AC
Size	117 x 90 x 14.8 x 14.1	Checked By	

0.00	0.00	0.00	0.00	0	0.00									
85	1.00	1.00	0.00	0.00	0.75	0.00	0.00	0.00	0.00	0.45	0.00	0.00	0.00	0.00
0.00	0.00	0.00	0.00	0	0.00									
86	1.00	1.00	0.00	0.00	0.75	0.75	0.00	0.00	0.00	0.45	0.00	0.00	0.00	0.00
0.00	0.00	0.00	0.00	0	0.00									
87	1.00	1.00	0.00	0.00	0.75	0.00	0.75	0.00	0.00	0.45	0.00	0.00	0.00	0.00
0.00	0.00	0.00	0.00	0	0.00									
88	1.00	1.00	0.00	0.00	0.75	0.00	0.00	0.00	0.00	0.00	0.45	0.00	0.00	0.00
0.00	0.00	0.00	0.00	0	0.00									
89	1.00	1.00	0.00	0.00	0.75	0.75	0.00	0.00	0.00	0.00	0.45	0.00	0.00	0.00
0.00	0.00	0.00	0.00	0	0.00									
90	1.00	1.00	0.00	0.00	0.75	0.00	0.75	0.00	0.00	0.00	0.45	0.00	0.00	0.00
0.00	0.00	0.00	0.00	0	0.00									
91	1.00	1.00	0.00	0.00	0.75	0.00	0.00	0.00	0.00	0.00	0.00	0.45	0.00	0.00
0.00	0.00	0.00	0.00	0	0.00									
92	1.00	1.00	0.00	0.00	0.75	0.75	0.00	0.00	0.00	0.00	0.00	0.45	0.00	0.00
0.00	0.00	0.00	0.00	0	0.00									
93	1.00	1.00	0.00	0.00	0.75	0.00	0.75	0.00	0.00	0.00	0.00	0.45	0.00	0.00
0.00	0.00	0.00	0.00	0	0.00									
94	1.00	1.00	0.00	0.00	0.75	0.00	0.00	0.00	0.00	0.00	0.00	0.00	0.45	0.00
0.00	0.00	0.00	0.00	0	0.00									
95	1.00	1.00	0.00	0.00	0.75	0.00	0.00	0.00	0.00	0.00	0.00	0.00	0.00	0.45
0.00	0.00	0.00	0.00	0	0.00									
96	1.00	1.00	0.00	0.00	0.75	0.75	0.00	0.00	0.00	0.00	0.00	0.00	0.45	0.00
0.00	0.00	0.00	0.00	0	0.00									
97	1.00	1.00	0.00	0.00	0.75	0.75	0.00	0.00	0.00	0.00	0.00	0.00	0.00	0.45
0.00	0.00	0.00	0.00	0	0.00									
98	1.00	1.00	0.00	0.00	0.75	0.00	0.75	0.00	0.00	0.00	0.00	0.00	0.45	0.00
0.00	0.00	0.00	0.00	0	0.00									
99	1.00	1.00	0.00	0.00	0.75	0.00	0.75	0.00	0.00	0.00	0.00	0.00	0.00	0.45
0.00	0.00	0.00	0.00	0	0.00									

AUXILIARY LOADS:

No.	Aux	Aux	No.	Add_Load
Aux	Id	Name	Load	Id Coeff
2	1	E1UNB_SL_L	3	1 0.30
				2 1.00
				3 0.34
	2	E1UNB_SL_R	3	2 0.30
				1 1.00
				4 0.32

ADDITIONAL LOADS:

No.	Add	Loc	Basic	Load	Fx	Fy	Mom	X	Y	.. Conc
Add	Id	Id	Load	Type	W1	W2	Co	D11	D12	.. Dist
4	1	3	U_SNOW	D	-0.38	-0.38	-0.09	0.00	62.22	
	2	2	U_SNOW	D	-0.38	-0.38	0.08	0.00	55.19	
	3	2	U_SNOW	D	-0.38	-0.38	0.08	37.13	55.19	
	4	3	U_SNOW	D	-0.38	-0.38	-0.09	0.00	16.65	

STEPPED LOAD COEFFICIENTS:

No.	Basic	Location	No.	-----	-----	-----				
No.	Load	Use	Id	Step	Locate	Coef	Locate	Coef	Locate	Coef
	WINDL1	-	2	2	36.91	1.00	55.19	0.59		

PLS	Customer	Elbert Rentals	Job No	22-8706
	Project	Building Expansion	Date	5/3/2022
	Location	Newberg, OR 97132	Designed By	AC
	Size	117 x 90 x 14.8 x 14.1	Checked By	

WINDR1	-	3	2	27.00	0.59	62.22	1.00
WINDL2	-	2	2	36.91	1.00	55.19	0.39
WINDR2	-	3	2	27.00	0.39	62.22	1.00

RIGHT ENDWALL:

BASIC LOADS:

Dead Load	Coll Load	Live Load	Snow Load	Rain Load	Basic Wind	Wind_Load_Ratio	Deflect Factor
0.0	0.0	0.0	0.0	0.0	0.0	0.48	0.60

EDGE ZONE:

--Left_Zone--		--Right_Zone--		-----Wind_Ratio-----		
Width	Base	Width	Base	Girt	Panel	Jamb/Column
5.63	0.00	5.63	0.00	1.07	1.00	1.07

BASIC LOADS AT EAVE:

Seis Dead	Seis Girt	Seis Load	---Torsion---	Wind Seismic
5.00	0.27	0.00	0.00	0.00

WIND PRESSURE/SUCTION:

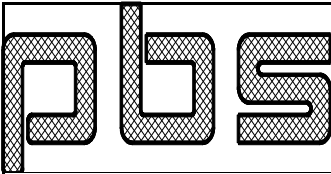
Wind Press	Wind Suct	
0.0	0.0	.. Column
0.0	0.0	.. Girt/Header
0.0	0.0	.. Jamb
0.0	0.0	.. Panel
0.0	0.0	.. Parapet
25.9	-17.3	.. Transverse bracing, Facia/Parapet

WIND COEFFICIENTS:

Surf Id	---Wind_1-- Left	Right	---Wind_2-- Left	Right	-Long_Wind- 1	2	Surface Friction
1	0.63	-0.91	1.27	-0.32	-0.65	-0.65	0.00
2	-1.11	-0.65	-0.75	-0.29	-1.11	-0.65	0.00
3	-0.65	-1.11	-0.29	-0.75	-0.65	-1.11	0.00
4	-1.00	0.57	-0.35	1.16	-0.65	-0.65	0.00

COLUMN, RAFTER & BRACING DESIGN LOADS:

Load	---	Live---	---	---Add_Snow---	---	Wind_1	Wind_2	Long_Wind
Column_Wind	Long	Tran	Aux_Load					
No. Id	Dead Coll	Roof Floor	Snow Id	Coef	Drift	Slide	Rain	Left Right
Press Suct	Seis	Seis						1 2
109 1	0.00 0.00	0.00 0.00	0.00 0.00	0.00	0.00	0.00	0.00	0.00 0.00
0.00 0.00	0.00 0.00	0.00 0.00	0.00 0.00	0.00	0.00	0.00	0.00	0.00 0.00
2	0.00 0.00	0.00 0.00	0.00 0.00	0.00	0.00	0.00	0.00	0.00 0.00
0.00 0.00	0.00 0.00	0.00 0.00	0.00 0.00	0.00	0.00	0.00	0.00	0.00 0.00
3	0.00 0.00	0.00 0.00	0.00 0.00	0.00	0.00	0.00	0.00	0.00 0.00
0.00 0.00	0.00 0.00	0.00 0.00	0.00 0.00	0.00	0.00	0.00	0.00	0.00 0.00
4	0.00 0.00	0.00 0.00	0.00 0.00	0.00	0.00	0.00	0.00	0.00 0.00
0.00 0.00	0.00 0.00	0.00 0.00	0.00 0.00	0.00	0.00	0.00	0.00	0.00 0.00



Customer	Elbert Rentals	Job No	22-8706
Project	Building Expansion	Date	5/3/2022
Location	Newberg, OR 97132	Designed By	AC
Size	117 x 90 x 14.8 x 14.1	Checked By	

86	1.00	1.00	0.75	0.00	0.00	0.00	0.00	0.00	0.45	0.00	0.00	0.00	0.00	0.00
0.00	0.00	0.00	0.00	0	0.00									
87	1.00	1.00	0.75	0.00	0.00	0.00	0.00	0.00	0.00	0.45	0.00	0.00	0.00	0.00
0.00	0.00	0.00	0.00	0	0.00									
88	1.00	1.00	0.75	0.00	0.00	0.00	0.00	0.00	0.00	0.00	0.45	0.00	0.00	0.00
0.00	0.00	0.00	0.00	0	0.00									
89	1.00	1.00	0.75	0.00	0.00	0.00	0.00	0.00	0.00	0.00	0.00	0.45	0.00	0.00
0.00	0.00	0.00	0.00	0	0.00									
90	1.00	1.00	0.75	0.00	0.00	0.00	0.00	0.00	0.00	0.00	0.00	0.00	0.45	0.00
0.00	0.00	0.00	0.00	0	0.00									
91	1.00	1.00	0.75	0.00	0.00	0.00	0.00	0.00	0.00	0.00	0.00	0.00	0.00	0.45
0.00	0.00	0.00	0.00	0	0.00									
92	1.00	1.00	0.00	0.00	0.75	0.00	0.00	0.00	0.45	0.00	0.00	0.00	0.00	0.00
0.00	0.00	0.00	0.00	0	0.00									
93	1.00	1.00	0.00	0.00	0.75	0.75	0.00	0.00	0.45	0.00	0.00	0.00	0.00	0.00
0.00	0.00	0.00	0.00	0	0.00									
94	1.00	1.00	0.00	0.00	0.75	0.00	0.75	0.00	0.45	0.00	0.00	0.00	0.00	0.00
0.00	0.00	0.00	0.00	0	0.00									
95	1.00	1.00	0.00	0.00	0.75	0.00	0.00	0.00	0.00	0.45	0.00	0.00	0.00	0.00
0.00	0.00	0.00	0.00	0	0.00									
96	1.00	1.00	0.00	0.00	0.75	0.75	0.00	0.00	0.00	0.45	0.00	0.00	0.00	0.00
0.00	0.00	0.00	0.00	0	0.00									
97	1.00	1.00	0.00	0.00	0.75	0.00	0.75	0.00	0.00	0.45	0.00	0.00	0.00	0.00
0.00	0.00	0.00	0.00	0	0.00									
98	1.00	1.00	0.00	0.00	0.75	0.00	0.00	0.00	0.00	0.00	0.45	0.00	0.00	0.00
0.00	0.00	0.00	0.00	0	0.00									
99	1.00	1.00	0.00	0.00	0.75	0.75	0.00	0.00	0.00	0.00	0.45	0.00	0.00	0.00
0.00	0.00	0.00	0.00	0	0.00									
100	1.00	1.00	0.00	0.00	0.75	0.00	0.75	0.00	0.00	0.00	0.45	0.00	0.00	0.00
0.00	0.00	0.00	0.00	0	0.00									
101	1.00	1.00	0.00	0.00	0.75	0.00	0.00	0.00	0.00	0.00	0.00	0.45	0.00	0.00
0.00	0.00	0.00	0.00	0	0.00									
102	1.00	1.00	0.00	0.00	0.75	0.75	0.00	0.00	0.00	0.00	0.00	0.45	0.00	0.00
0.00	0.00	0.00	0.00	0	0.00									
103	1.00	1.00	0.00	0.00	0.75	0.00	0.75	0.00	0.00	0.00	0.00	0.45	0.00	0.00
0.00	0.00	0.00	0.00	0	0.00									
104	1.00	1.00	0.00	0.00	0.75	0.00	0.00	0.00	0.00	0.00	0.00	0.00	0.45	0.00
0.00	0.00	0.00	0.00	0	0.00									
105	1.00	1.00	0.00	0.00	0.75	0.00	0.00	0.00	0.00	0.00	0.00	0.00	0.00	0.45
0.00	0.00	0.00	0.00	0	0.00									
106	1.00	1.00	0.00	0.00	0.75	0.75	0.00	0.00	0.00	0.00	0.00	0.00	0.45	0.00
0.00	0.00	0.00	0.00	0	0.00									
107	1.00	1.00	0.00	0.00	0.75	0.75	0.00	0.00	0.00	0.00	0.00	0.00	0.00	0.45
0.00	0.00	0.00	0.00	0	0.00									
108	1.00	1.00	0.00	0.00	0.75	0.00	0.75	0.00	0.00	0.00	0.00	0.00	0.45	0.00
0.00	0.00	0.00	0.00	0	0.00									
109	1.00	1.00	0.00	0.00	0.75	0.00	0.75	0.00	0.00	0.00	0.00	0.00	0.00	0.45
0.00	0.00	0.00	0.00	0	0.00									

AUXILIARY LOADS:

No.	Aux	Aux	No.	Add_Load	
Aux	Id	Name	Load	Id	Coeff
2	1	E2UNB_SL_L	3	1	0.30
				2	1.00

PLS	Customer	Elbert Rentals	Job No	22-8706
	Project	Building Expansion	Date	5/3/2022
	Location	Newberg, OR 97132	Designed By	AC
	Size	117 x 90 x 14.8 x 14.1	Checked By	

			3	0.32
2	E2UNB_SL_R	3	2	0.30
			1	1.00
			4	0.34

ADDITIONAL LOADS:

No.	Add	Loc	Basic	Load	Fx	Fy	Mom	X	Y	.. Conc
Add	Id	Id	Load	Type	W1	W2	Co	Dl1	Dl2	.. Dist
4	1	3	U_SNOW	D	-0.38	-0.38	-0.08	0.00	55.19	
	2	2	U_SNOW	D	-0.38	-0.38	0.09	0.00	62.22	
	3	2	U_SNOW	D	-0.38	-0.38	0.09	45.58	62.22	
	4	3	U_SNOW	D	-0.38	-0.38	-0.08	0.00	18.06	

STEPPED LOAD COEFFICIENTS:

No.	Basic	Location	No.	-----		-----		-----		
No.	Load	Use	Id	Step	Locate	Coef	Locate	Coef	Locate	Coef
	WINDL1	-	2	2	35.22	1.00	62.22	0.59		
	WINDR1	-	3	2	18.28	0.59	55.19	1.00		
	WINDL2	-	2	2	35.22	1.00	62.22	0.39		
	WINDR2	-	3	2	18.28	0.39	55.19	1.00		

ROOFDES:

BASIC LOADS:

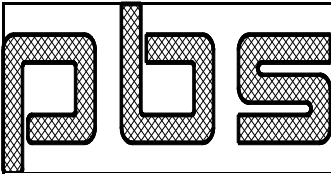
Dead	Coll	Live	Snow	Rain	Basic	Wind_Load_Ratio	Surface	Seis	%
Load	Load	Load	Load	Load	Wind	Deflect	Factor	Friction	Factor Snow
4.5	7.0	20.0	25.0	0.0	17.3	0.48	0.00	0.00	1.000 0.00

WIND PRESSURE/SUCTION:

Wind	Wind	Wind	
Press	Suct	Suct_Roof	
16.0	-16.1		.. Purlins
16.0	-18.7		.. Panels
8.4	-6.1	-11.9	.. Long Bracing, Building
12.8	-9.1		.. Long Bracing, Wall Edge Zone
25.9	-17.3	13.8	.. Long Bracing, Facia/Parapet

EDGE & CORNER ZONE WIND:

Wind Surf	No.	Zone	---Purlin---		---Panel---				
Id	Id	Zone	Id	Width	Length	Press	Suct	Press	Suct
1	2	7	1	0.00	0.00	1.00	1.00	1.00	1.00
			2	8.45	8.45	1.00	1.45	1.00	1.74
			7	2.82	8.45	1.00	2.15	1.00	3.13
			8	2.82	8.45	1.00	2.15	1.00	3.13
			11	5.64	2.82	1.00	2.15	1.00	3.13
			12	5.64	2.82	1.00	2.15	1.00	3.13
			15	8.45	8.45	1.00	1.93	1.00	2.30
	3	7	1	0.00	0.00	1.00	1.00	1.00	1.00
			2	8.45	8.45	1.00	1.45	1.00	1.74
			9	2.82	8.45	1.00	2.15	1.00	3.13
			10	2.82	8.45	1.00	2.15	1.00	3.13
			13	5.64	2.82	1.00	2.15	1.00	3.13
			14	5.64	2.82	1.00	2.15	1.00	3.13



Customer	Elbert Rentals	Job No	22-8706
Project	Building Expansion	Date	5/3/2022
Location	Newberg, OR 97132	Designed By	AC
Size	117 x 90 x 14.8 x 14.1	Checked By	

15 8.45 8.45 1.00 1.93 1.00 2.30

EDGE & CORNER ZONE WIND: LONGITUDINAL

Wind Surf	No.	Zone	Purlin
Id	Id	Zone	Id Width Length Suct
1	2	1	1 0.00 0.00 1.00
	3	1	1 0.00 0.00 1.00
2	2	1	1 0.00 0.00 1.00
	3	1	1 0.00 0.00 1.00

PURLIN DESIGN LOADS:

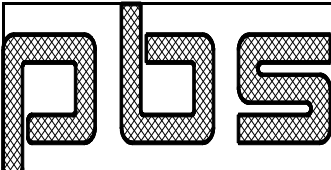
Surf	--Load--	--Add_Snow--								Wind	Wind	Aux_Load		
Id	No.	Id	Dead	Coll	Live	Snow	Drift	Slide	Rain	Press	Suct	Id	Coef	
2	15	1	1.00	1.00	1.00	0.00	0.00	0.00	0.00	0.00	0.00	0	0.00	
		2	1.00	1.00	0.00	1.00	0.00	0.00	0.00	0.00	0.00	0.00	0	0.00
		3	1.00	1.00	0.00	1.00	1.00	0.00	0.00	0.00	0.00	0.00	0	0.00
		4	1.00	1.00	0.00	1.00	0.00	1.00	0.00	0.00	0.00	0.00	0	0.00
		5	1.00	1.00	0.75	0.00	0.00	0.00	0.00	0.00	0.45	0.00	0	0.00
		6	1.00	1.00	0.00	0.75	0.00	0.00	0.00	0.00	0.45	0.00	0	0.00
		7	1.00	1.00	0.00	0.75	0.75	0.00	0.00	0.00	0.45	0.00	0	0.00
		8	1.00	1.00	0.00	0.75	0.00	0.75	0.00	0.00	0.45	0.00	0	0.00
		9	0.60	0.00	0.00	0.00	0.00	0.00	0.00	0.00	0.00	0.60	0	0.00
		10	1.00	1.00	0.00	0.50	0.00	0.00	0.00	0.00	0.00	0.00	3	1.00
		11	1.00	1.00	0.00	0.50	0.00	0.00	0.00	0.00	0.00	0.00	4	1.00
		12	1.00	1.00	0.00	0.50	0.00	0.00	0.00	0.00	0.00	0.00	1	1.00
		13	1.00	1.00	0.00	0.50	0.00	0.00	0.00	0.00	0.00	0.00	2	1.00
		14	1.00	1.00	0.00	1.00	0.00	0.00	0.00	0.00	0.00	0.00	1	-1.00
		15	1.00	1.00	0.00	1.00	0.00	0.00	0.00	0.00	0.00	0.00	2	-1.00
3	15	1	1.00	1.00	1.00	0.00	0.00	0.00	0.00	0.00	0.00	0	0.00	
		2	1.00	1.00	0.00	1.00	0.00	0.00	0.00	0.00	0.00	0.00	0	0.00
		3	1.00	1.00	0.00	1.00	1.00	0.00	0.00	0.00	0.00	0.00	0	0.00
		4	1.00	1.00	0.00	1.00	0.00	1.00	0.00	0.00	0.00	0.00	0	0.00
		5	1.00	1.00	0.75	0.00	0.00	0.00	0.00	0.00	0.45	0.00	0	0.00
		6	1.00	1.00	0.00	0.75	0.00	0.00	0.00	0.00	0.45	0.00	0	0.00
		7	1.00	1.00	0.00	0.75	0.75	0.00	0.00	0.00	0.45	0.00	0	0.00
		8	1.00	1.00	0.00	0.75	0.00	0.75	0.00	0.00	0.45	0.00	0	0.00
		9	0.60	0.00	0.00	0.00	0.00	0.00	0.00	0.00	0.00	0.60	0	0.00
		10	1.00	1.00	0.00	0.50	0.00	0.00	0.00	0.00	0.00	0.00	3	1.00
		11	1.00	1.00	0.00	0.50	0.00	0.00	0.00	0.00	0.00	0.00	4	1.00
		12	1.00	1.00	0.00	0.50	0.00	0.00	0.00	0.00	0.00	0.00	1	1.00
		13	1.00	1.00	0.00	0.50	0.00	0.00	0.00	0.00	0.00	0.00	2	1.00
		14	1.00	1.00	0.00	1.00	0.00	0.00	0.00	0.00	0.00	0.00	1	-1.00
		15	1.00	1.00	0.00	1.00	0.00	0.00	0.00	0.00	0.00	0.00	2	-1.00

BRACING DESIGN LOADS:

--Load--		--Add_Snow--								Wind	Wind	Seis	Aux_Load	
No.	Id	Dead	Coll	Live	Snow	Drift	Slide	Rain	Press	Suct	Load	Id	Coef	
14	1	1.00	1.00	0.00	1.00	0.00	0.00	0.00	0.00	0.60	0.00	0	0.00	
	2	1.00	1.00	0.00	1.00	0.00	0.00	0.00	0.00	0.00	0.00	0	0.00	
	3	1.00	1.00	0.00	1.00	1.00	0.00	0.00	0.00	0.00	0.60	0.00	0	0.00
	4	1.00	1.00	0.00	1.00	1.00	0.00	0.00	0.00	0.00	0.00	0.00	0	0.00
	5	1.00	1.00	0.00	1.00	0.00	1.00	0.00	0.00	0.00	0.60	0.00	0	0.00
	6	1.00	1.00	0.00	1.00	0.00	1.00	0.00	0.00	0.00	0.00	0.00	0	0.00
	7	0.60	0.00	0.00	0.00	0.00	0.00	0.00	0.00	0.00	0.60	0.00	0	0.00

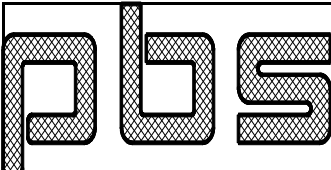
PLS	Customer	Elbert Rentals	Job No	22-8706
	Project	Building Expansion	Date	5/3/2022
	Location	Newberg, OR 97132	Designed By	AC
	Size	117 x 90 x 14.8 x 14.1	Checked By	

0.00	0.00	0.00	0.00	0.00	0.00	-0.70	0.00	0	0.00					
	83	0.50	0.00	0.00	0.00	0.00	0.00	0.00	0.00	0.00	0.00	0.00	0.00	0.00
0.00	0.00	0.00	0.00	0.00	0.70	0.00	0.00	0	0.00					
	84	0.50	0.00	0.00	0.00	0.00	0.00	0.00	0.00	0.00	0.00	0.00	0.00	0.00
0.00	0.00	0.00	0.00	0.00	-0.70	0.00	0.00	0	0.00					
	85	1.00	1.00	0.00	0.00	0.01	0.00	0.00	0.00	0.00	0.00	0.00	0.00	0.00
0.00	0.00	0.00	0.00	0.00	0.00	0.00	0.00	1	1.00					
	86	1.00	1.00	0.00	0.00	0.01	0.00	0.00	0.00	0.00	0.00	0.00	0.00	0.00
0.00	0.00	0.00	0.00	0.00	0.00	0.00	0.00	1	1.00					
	87	1.00	1.00	0.00	0.00	0.01	0.00	0.00	0.00	0.00	0.00	0.00	0.00	0.00
0.00	0.00	0.00	0.00	0.00	0.00	0.00	0.00	1	0.75					
	88	1.00	1.00	0.00	0.00	0.01	0.00	0.00	0.00	0.00	0.00	0.00	0.00	0.00
0.00	0.00	0.00	0.00	0.00	0.00	0.00	0.00	1	0.75					
	89	1.00	1.00	0.00	0.00	0.01	0.00	0.00	0.00	0.45	0.00	0.00	0.00	0.00
0.00	0.00	0.00	0.00	0.00	0.00	0.00	0.00	1	0.75					
	90	1.00	1.00	0.00	0.00	0.01	0.00	0.00	0.00	0.00	0.00	0.45	0.00	0.00
0.00	0.00	0.00	0.00	0.00	0.00	0.00	0.00	1	0.75					
	91	1.00	1.00	0.00	0.00	0.01	0.00	0.00	0.00	0.00	0.45	0.00	0.00	0.00
0.00	0.00	0.00	0.00	0.00	0.00	0.00	0.00	1	0.75					
	92	1.00	1.00	0.00	0.00	0.01	0.00	0.00	0.00	0.00	0.00	0.00	0.45	0.00
0.00	0.00	0.00	0.00	0.00	0.00	0.00	0.00	1	0.75					
	93	1.07	1.07	0.00	0.00	0.01	0.00	0.00	0.00	0.00	0.00	0.00	0.00	0.00
0.00	0.00	0.00	0.00	0.00	0.52	0.00	0.00	1	0.75					
	94	1.07	1.07	0.00	0.00	0.01	0.00	0.00	0.00	0.00	0.00	0.00	0.00	0.00
0.00	0.00	0.00	0.00	0.00	-0.52	0.00	0.00	1	0.75					
	95	1.07	1.07	0.00	0.00	0.01	0.00	0.00	0.00	0.00	0.00	0.00	0.00	0.00
0.00	0.00	0.00	0.00	0.00	0.00	0.52	0.00	1	0.75					
	96	1.07	1.07	0.00	0.00	0.01	0.00	0.00	0.00	0.00	0.00	0.00	0.00	0.00
0.00	0.00	0.00	0.00	0.00	0.00	-0.52	0.00	1	0.75					
	97	1.00	1.00	0.00	0.00	0.01	0.00	0.00	0.00	0.00	0.00	0.00	0.00	0.00
0.00	0.00	0.00	0.00	0.00	0.00	0.00	0.00	2	1.00					
	98	1.00	1.00	0.00	0.00	0.01	0.00	0.00	0.00	0.00	0.00	0.00	0.00	0.00
0.00	0.00	0.00	0.00	0.00	0.00	0.00	0.00	2	1.00					
	99	1.00	1.00	0.00	0.00	0.01	0.00	0.00	0.00	0.00	0.00	0.00	0.00	0.00
0.00	0.00	0.00	0.00	0.00	0.00	0.00	0.00	2	0.75					
	100	1.00	1.00	0.00	0.00	0.01	0.00	0.00	0.00	0.00	0.00	0.00	0.00	0.00
0.00	0.00	0.00	0.00	0.00	0.00	0.00	0.00	2	0.75					
	101	1.00	1.00	0.00	0.00	0.01	0.00	0.00	0.00	0.45	0.00	0.00	0.00	0.00
0.00	0.00	0.00	0.00	0.00	0.00	0.00	0.00	2	0.75					
	102	1.00	1.00	0.00	0.00	0.01	0.00	0.00	0.00	0.00	0.00	0.45	0.00	0.00
0.00	0.00	0.00	0.00	0.00	0.00	0.00	0.00	2	0.75					
	103	1.00	1.00	0.00	0.00	0.01	0.00	0.00	0.00	0.00	0.00	0.45	0.00	0.00
0.00	0.00	0.00	0.00	0.00	0.00	0.00	0.00	2	0.75					
	104	1.00	1.00	0.00	0.00	0.01	0.00	0.00	0.00	0.00	0.00	0.00	0.45	0.00
0.00	0.00	0.00	0.00	0.00	0.00	0.00	0.00	2	0.75					
	105	1.07	1.07	0.00	0.00	0.01	0.00	0.00	0.00	0.00	0.00	0.00	0.00	0.00
0.00	0.00	0.00	0.00	0.00	0.52	0.00	0.00	2	0.75					
	106	1.07	1.07	0.00	0.00	0.01	0.00	0.00	0.00	0.00	0.00	0.00	0.00	0.00
0.00	0.00	0.00	0.00	0.00	-0.52	0.00	0.00	2	0.75					
	107	1.07	1.07	0.00	0.00	0.01	0.00	0.00	0.00	0.00	0.00	0.00	0.00	0.00
0.00	0.00	0.00	0.00	0.00	0.00	0.52	0.00	2	0.75					
	108	1.07	1.07	0.00	0.00	0.01	0.00	0.00	0.00	0.00	0.00	0.00	0.00	0.00
0.00	0.00	0.00	0.00	0.00	0.00	-0.52	0.00	2	0.75					



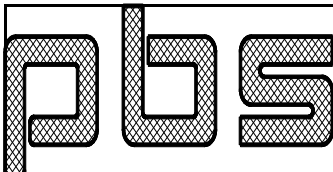
Customer	Elbert Rentals	Job No	22-8706
Project	Building Expansion	Date	5/3/2022
Location	Newberg, OR 97132	Designed By	AC
Size	117 x 90 x 14.8 x 14.1	Checked By	

28	1.00	0.00	0.00	0.00	0.00	0.00	0.00	0.00	0.00	0.00	0.00	0.00	0.00	0.00
0.00	0.00	0.00	0.00	-0.60	0.00	0.00	0.00	0	0.00					
29	1.00	1.00	0.75	0.00	0.00	0.00	0.00	0.00	0.45	0.00	0.00	0.00	0.00	0.00
0.00	0.00	0.00	0.00	0.00	0.00	0.00	0.00	0	0.00					
30	1.00	1.00	0.75	0.00	0.00	0.00	0.00	0.00	0.00	0.45	0.00	0.00	0.00	0.00
0.00	0.00	0.00	0.00	0.00	0.00	0.00	0.00	0	0.00					
31	1.00	1.00	0.75	0.00	0.00	0.00	0.00	0.00	0.00	0.00	0.45	0.00	0.00	0.00
0.00	0.00	0.00	0.00	0.00	0.00	0.00	0.00	0	0.00					
32	1.00	1.00	0.75	0.00	0.00	0.00	0.00	0.00	0.00	0.00	0.00	0.45	0.00	0.00
0.00	0.00	0.00	0.00	0.00	0.00	0.00	0.00	0	0.00					
33	1.00	1.00	0.75	0.00	0.00	0.00	0.00	0.00	0.00	0.00	0.00	0.00	0.00	0.00
0.00	0.00	0.00	0.45	0.00	0.00	0.00	0.00	0	0.00					
34	1.00	1.00	0.75	0.00	0.00	0.00	0.00	0.00	0.00	0.00	0.00	0.00	0.00	0.00
0.00	0.00	0.00	-0.45	0.00	0.00	0.00	0.00	0	0.00					
35	1.00	1.00	0.75	0.00	0.00	0.00	0.00	0.00	0.00	0.00	0.00	0.00	0.00	0.00
0.00	0.00	0.00	0.00	0.45	0.00	0.00	0.00	0	0.00					
36	1.00	1.00	0.75	0.00	0.00	0.00	0.00	0.00	0.00	0.00	0.00	0.00	0.00	0.00
0.00	0.00	0.00	0.00	-0.45	0.00	0.00	0.00	0	0.00					
37	1.00	1.00	0.00	0.00	0.75	0.00	0.00	0.00	0.45	0.00	0.00	0.00	0.00	0.00
0.00	0.00	0.00	0.00	0.00	0.00	0.00	0.00	0	0.00					
38	1.00	1.00	0.00	0.00	0.75	0.75	0.00	0.00	0.45	0.00	0.00	0.00	0.00	0.00
0.00	0.00	0.00	0.00	0.00	0.00	0.00	0.00	0	0.00					
39	1.00	1.00	0.00	0.00	0.75	0.00	0.75	0.00	0.45	0.00	0.00	0.00	0.00	0.00
0.00	0.00	0.00	0.00	0.00	0.00	0.00	0.00	0	0.00					
40	1.00	1.00	0.00	0.00	0.75	0.00	0.00	0.00	0.00	0.45	0.00	0.00	0.00	0.00
0.00	0.00	0.00	0.00	0.00	0.00	0.00	0.00	0	0.00					
41	1.00	1.00	0.00	0.00	0.75	0.75	0.00	0.00	0.00	0.45	0.00	0.00	0.00	0.00
0.00	0.00	0.00	0.00	0.00	0.00	0.00	0.00	0	0.00					
42	1.00	1.00	0.00	0.00	0.75	0.00	0.75	0.00	0.00	0.45	0.00	0.00	0.00	0.00
0.00	0.00	0.00	0.00	0.00	0.00	0.00	0.00	0	0.00					
43	1.00	1.00	0.00	0.00	0.75	0.00	0.00	0.00	0.00	0.00	0.45	0.00	0.00	0.00
0.00	0.00	0.00	0.00	0.00	0.00	0.00	0.00	0	0.00					
44	1.00	1.00	0.00	0.00	0.75	0.75	0.00	0.00	0.00	0.00	0.45	0.00	0.00	0.00
0.00	0.00	0.00	0.00	0.00	0.00	0.00	0.00	0	0.00					
45	1.00	1.00	0.00	0.00	0.75	0.00	0.75	0.00	0.00	0.00	0.45	0.00	0.00	0.00
0.00	0.00	0.00	0.00	0.00	0.00	0.00	0.00	0	0.00					
46	1.00	1.00	0.00	0.00	0.75	0.00	0.00	0.00	0.00	0.00	0.00	0.45	0.00	0.00
0.00	0.00	0.00	0.00	0.00	0.00	0.00	0.00	0	0.00					
47	1.00	1.00	0.00	0.00	0.75	0.75	0.00	0.00	0.00	0.00	0.00	0.45	0.00	0.00
0.00	0.00	0.00	0.00	0.00	0.00	0.00	0.00	0	0.00					
48	1.00	1.00	0.00	0.00	0.75	0.00	0.75	0.00	0.00	0.00	0.00	0.45	0.00	0.00
0.00	0.00	0.00	0.00	0.00	0.00	0.00	0.00	0	0.00					
49	1.00	1.00	0.00	0.00	0.75	0.00	0.00	0.00	0.00	0.00	0.00	0.00	0.00	0.00
0.00	0.00	0.00	0.45	0.00	0.00	0.00	0.00	0	0.00					
50	1.00	1.00	0.00	0.00	0.75	0.00	0.00	0.00	0.00	0.00	0.00	0.00	0.00	0.00
0.00	0.00	0.00	-0.45	0.00	0.00	0.00	0.00	0	0.00					
51	1.00	1.00	0.00	0.00	0.75	0.75	0.00	0.00	0.00	0.00	0.00	0.00	0.00	0.00
0.00	0.00	0.00	0.45	0.00	0.00	0.00	0.00	0	0.00					
52	1.00	1.00	0.00	0.00	0.75	0.75	0.00	0.00	0.00	0.00	0.00	0.00	0.00	0.00
0.00	0.00	0.00	-0.45	0.00	0.00	0.00	0.00	0	0.00					
53	1.00	1.00	0.00	0.00	0.75	0.00	0.75	0.00	0.00	0.00	0.00	0.00	0.00	0.00
0.00	0.00	0.00	0.45	0.00	0.00	0.00	0.00	0	0.00					
54	1.00	1.00	0.00	0.00	0.75	0.00	0.75	0.00	0.00	0.00	0.00	0.00	0.00	0.00
0.00	0.00	0.00	-0.45	0.00	0.00	0.00	0.00	0	0.00					



Customer	Elbert Rentals	Job No	22-8706
Project	Building Expansion	Date	5/3/2022
Location	Newberg, OR 97132	Designed By	AC
Size	117 x 90 x 14.8 x 14.1	Checked By	

55	1.00	1.00	0.00	0.00	0.75	0.00	0.00	0.00	0.00	0.00	0.00	0.00	0.00	0.00
0.00	0.00	0.00	0.00	0.45	0.00	0.00	0.00	0	0.00					
56	1.00	1.00	0.00	0.00	0.75	0.00	0.00	0.00	0.00	0.00	0.00	0.00	0.00	0.00
0.00	0.00	0.00	0.00	-0.45	0.00	0.00	0.00	0	0.00					
57	1.00	1.00	0.00	0.00	0.75	0.75	0.00	0.00	0.00	0.00	0.00	0.00	0.00	0.00
0.00	0.00	0.00	0.00	0.45	0.00	0.00	0.00	0	0.00					
58	1.00	1.00	0.00	0.00	0.75	0.75	0.00	0.00	0.00	0.00	0.00	0.00	0.00	0.00
0.00	0.00	0.00	0.00	-0.45	0.00	0.00	0.00	0	0.00					
59	1.00	1.00	0.00	0.00	0.75	0.00	0.75	0.00	0.00	0.00	0.00	0.00	0.00	0.00
0.00	0.00	0.00	0.00	0.45	0.00	0.00	0.00	0	0.00					
60	1.00	1.00	0.00	0.00	0.75	0.00	0.75	0.00	0.00	0.00	0.00	0.00	0.00	0.00
0.00	0.00	0.00	0.00	-0.45	0.00	0.00	0.00	0	0.00					
61	0.60	0.00	0.00	0.00	0.00	0.00	0.00	0.00	0.00	0.60	0.00	0.00	0.00	0.00
0.00	0.00	0.00	0.00	0.00	0.00	0.00	0.00	0	0.00					
62	0.60	0.00	0.00	0.00	0.00	0.00	0.00	0.00	0.00	0.00	0.60	0.00	0.00	0.00
0.00	0.00	0.00	0.00	0.00	0.00	0.00	0.00	0	0.00					
63	0.60	0.00	0.00	0.00	0.00	0.00	0.00	0.00	0.00	0.00	0.00	0.60	0.00	0.00
0.00	0.00	0.00	0.00	0.00	0.00	0.00	0.00	0	0.00					
64	0.60	0.00	0.00	0.00	0.00	0.00	0.00	0.00	0.00	0.00	0.00	0.00	0.60	0.00
0.00	0.00	0.00	0.00	0.00	0.00	0.00	0.00	0	0.00					
65	0.60	0.00	0.00	0.00	0.00	0.00	0.00	0.00	0.00	0.00	0.00	0.00	0.00	0.00
0.00	0.00	0.00	0.60	0.00	0.00	0.00	0.00	0	0.00					
66	0.60	0.00	0.00	0.00	0.00	0.00	0.00	0.00	0.00	0.00	0.00	0.00	0.00	0.00
0.00	0.00	0.00	-0.60	0.00	0.00	0.00	0.00	0	0.00					
67	0.60	0.00	0.00	0.00	0.00	0.00	0.00	0.00	0.00	0.00	0.00	0.00	0.00	0.00
0.00	0.00	0.00	0.00	0.60	0.00	0.00	0.00	0	0.00					
68	0.60	0.00	0.00	0.00	0.00	0.00	0.00	0.00	0.00	0.00	0.00	0.00	0.00	0.00
0.00	0.00	0.00	0.00	-0.60	0.00	0.00	0.00	0	0.00					
69	1.10	1.10	0.00	0.00	0.00	0.00	0.00	0.00	0.00	0.00	0.00	0.00	0.00	0.00
0.00	0.00	0.00	0.00	0.00	0.00	0.70	0.00	0	0.00					
70	1.10	1.10	0.00	0.00	0.00	0.00	0.00	0.00	0.00	0.00	0.00	0.00	0.00	0.00
0.00	0.00	0.00	0.00	0.00	0.00	-0.70	0.00	0	0.00					
71	1.10	1.10	0.00	0.00	0.00	0.00	0.00	0.00	0.00	0.00	0.00	0.00	0.00	0.00
0.00	0.00	0.00	0.00	0.00	0.70	0.00	0.00	0	0.00					
72	1.10	1.10	0.00	0.00	0.00	0.00	0.00	0.00	0.00	0.00	0.00	0.00	0.00	0.00
0.00	0.00	0.00	0.00	0.00	-0.70	0.00	0.00	0	0.00					
73	1.07	1.07	0.75	0.00	0.00	0.00	0.00	0.00	0.00	0.00	0.00	0.00	0.00	0.00
0.00	0.00	0.00	0.00	0.00	0.00	0.53	0.00	0	0.00					
74	1.07	1.07	0.75	0.00	0.00	0.00	0.00	0.00	0.00	0.00	0.00	0.00	0.00	0.00
0.00	0.00	0.00	0.00	0.00	0.00	-0.53	0.00	0	0.00					
75	1.07	1.07	0.00	0.00	0.00	0.00	0.00	0.00	0.00	0.00	0.00	0.00	0.00	0.00
0.00	0.00	0.00	0.00	0.00	0.00	0.53	0.00	0	0.00					
76	1.07	1.07	0.00	0.00	0.00	0.00	0.00	0.00	0.00	0.00	0.00	0.00	0.00	0.00
0.00	0.00	0.00	0.00	0.00	0.00	-0.53	0.00	0	0.00					
77	1.07	1.07	0.75	0.00	0.00	0.00	0.00	0.00	0.00	0.00	0.00	0.00	0.00	0.00
0.00	0.00	0.00	0.00	0.00	0.53	0.00	0.00	0	0.00					
78	1.07	1.07	0.75	0.00	0.00	0.00	0.00	0.00	0.00	0.00	0.00	0.00	0.00	0.00
0.00	0.00	0.00	0.00	0.00	-0.53	0.00	0.00	0	0.00					
79	1.07	1.07	0.00	0.00	0.00	0.00	0.00	0.00	0.00	0.00	0.00	0.00	0.00	0.00
0.00	0.00	0.00	0.00	0.00	0.53	0.00	0.00	0	0.00					
80	1.07	1.07	0.00	0.00	0.00	0.00	0.00	0.00	0.00	0.00	0.00	0.00	0.00	0.00
0.00	0.00	0.00	0.00	0.00	-0.53	0.00	0.00	0	0.00					
81	0.50	0.00	0.00	0.00	0.00	0.00	0.00	0.00	0.00	0.00	0.00	0.00	0.00	0.00
0.00	0.00	0.00	0.00	0.00	0.00	0.70	0.00	0	0.00					

				Customer	Elbert Rentals						Job No	22-8706			
				Project	Building Expansion						Date	5/3/2022			
				Location	Newberg, OR 97132						Designed By	AC			
				Size	117 x 90 x 14.8 x 14.1						Checked By				
82	0.50	0.00	0.00	0.00	0.00	0.00	0.00	0.00	0.00	0.00	0.00	0.00	0.00	0.00	0.00
0.00	0.00	0.00	0.00	0.00	0.00	0.00	-0.70	0.00	0	0.00					
83	0.50	0.00	0.00	0.00	0.00	0.00	0.00	0.00	0.00	0.00	0.00	0.00	0.00	0.00	0.00
0.00	0.00	0.00	0.00	0.00	0.70	0.00	0.00	0	0.00						
84	0.50	0.00	0.00	0.00	0.00	0.00	0.00	0.00	0.00	0.00	0.00	0.00	0.00	0.00	0.00
0.00	0.00	0.00	0.00	0.00	-0.70	0.00	0.00	0	0.00						
85	1.00	1.00	0.00	0.00	0.01	0.00	0.00	0.00	0.00	0.00	0.00	0.00	0.00	0.00	0.00
0.00	0.00	0.00	0.00	0.00	0.00	0.00	0.00	1	1.00						
86	1.00	1.00	0.00	0.00	0.01	0.00	0.00	0.00	0.00	0.00	0.00	0.00	0.00	0.00	0.00
0.00	0.00	0.00	0.00	0.00	0.00	0.00	0.00	1	1.00						
87	1.00	1.00	0.00	0.00	0.01	0.00	0.00	0.00	0.00	0.00	0.00	0.00	0.00	0.00	0.00
0.00	0.00	0.00	0.00	0.00	0.00	0.00	0.00	1	0.75						
88	1.00	1.00	0.00	0.00	0.01	0.00	0.00	0.00	0.00	0.00	0.00	0.00	0.00	0.00	0.00
0.00	0.00	0.00	0.00	0.00	0.00	0.00	0.00	1	0.75						
89	1.00	1.00	0.00	0.00	0.01	0.00	0.00	0.00	0.00	0.45	0.00	0.00	0.00	0.00	0.00
0.00	0.00	0.00	0.00	0.00	0.00	0.00	0.00	1	0.75						
90	1.00	1.00	0.00	0.00	0.01	0.00	0.00	0.00	0.00	0.00	0.00	0.45	0.00	0.00	0.00
0.00	0.00	0.00	0.00	0.00	0.00	0.00	0.00	1	0.75						
91	1.00	1.00	0.00	0.00	0.01	0.00	0.00	0.00	0.00	0.00	0.45	0.00	0.00	0.00	0.00
0.00	0.00	0.00	0.00	0.00	0.00	0.00	0.00	1	0.75						
92	1.00	1.00	0.00	0.00	0.01	0.00	0.00	0.00	0.00	0.00	0.00	0.00	0.45	0.00	0.00
0.00	0.00	0.00	0.00	0.00	0.00	0.00	0.00	1	0.75						
93	1.07	1.07	0.00	0.00	0.01	0.00	0.00	0.00	0.00	0.00	0.00	0.00	0.00	0.00	0.00
0.00	0.00	0.00	0.00	0.00	0.52	0.00	0.00	1	0.75						
94	1.07	1.07	0.00	0.00	0.01	0.00	0.00	0.00	0.00	0.00	0.00	0.00	0.00	0.00	0.00
0.00	0.00	0.00	0.00	0.00	-0.52	0.00	0.00	1	0.75						
95	1.07	1.07	0.00	0.00	0.01	0.00	0.00	0.00	0.00	0.00	0.00	0.00	0.00	0.00	0.00
0.00	0.00	0.00	0.00	0.00	0.00	0.52	0.00	1	0.75						
96	1.07	1.07	0.00	0.00	0.01	0.00	0.00	0.00	0.00	0.00	0.00	0.00	0.00	0.00	0.00
0.00	0.00	0.00	0.00	0.00	0.00	-0.52	0.00	1	0.75						
97	1.00	1.00	0.00	0.00	0.01	0.00	0.00	0.00	0.00	0.00	0.00	0.00	0.00	0.00	0.00
0.00	0.00	0.00	0.00	0.00	0.00	0.00	0.00	2	1.00						
98	1.00	1.00	0.00	0.00	0.01	0.00	0.00	0.00	0.00	0.00	0.00	0.00	0.00	0.00	0.00
0.00	0.00	0.00	0.00	0.00	0.00	0.00	0.00	2	1.00						
99	1.00	1.00	0.00	0.00	0.01	0.00	0.00	0.00	0.00	0.00	0.00	0.00	0.00	0.00	0.00
0.00	0.00	0.00	0.00	0.00	0.00	0.00	0.00	2	0.75						
100	1.00	1.00	0.00	0.00	0.01	0.00	0.00	0.00	0.00	0.00	0.00	0.00	0.00	0.00	0.00
0.00	0.00	0.00	0.00	0.00	0.00	0.00	0.00	2	0.75						
101	1.00	1.00	0.00	0.00	0.01	0.00	0.00	0.00	0.00	0.45	0.00	0.00	0.00	0.00	0.00
0.00	0.00	0.00	0.00	0.00	0.00	0.00	0.00	2	0.75						
102	1.00	1.00	0.00	0.00	0.01	0.00	0.00	0.00	0.00	0.00	0.00	0.45	0.00	0.00	0.00
0.00	0.00	0.00	0.00	0.00	0.00	0.00	0.00	2	0.75						
103	1.00	1.00	0.00	0.00	0.01	0.00	0.00	0.00	0.00	0.00	0.45	0.00	0.00	0.00	0.00
0.00	0.00	0.00	0.00	0.00	0.00	0.00	0.00	2	0.75						
104	1.00	1.00	0.00	0.00	0.01	0.00	0.00	0.00	0.00	0.00	0.00	0.00	0.45	0.00	0.00
0.00	0.00	0.00	0.00	0.00	0.00	0.00	0.00	2	0.75						
105	1.07	1.07	0.00	0.00	0.01	0.00	0.00	0.00	0.00	0.00	0.00	0.00	0.00	0.00	0.00
0.00	0.00	0.00	0.00	0.00	0.52	0.00	0.00	2	0.75						
106	1.07	1.07	0.00	0.00	0.01	0.00	0.00	0.00	0.00	0.00	0.00	0.00	0.00	0.00	0.00
0.00	0.00	0.00	0.00	0.00	-0.52	0.00	0.00	2	0.75						
107	1.07	1.07	0.00	0.00	0.01	0.00	0.00	0.00	0.00	0.00	0.00	0.00	0.00	0.00	0.00
0.00	0.00	0.00	0.00	0.00	0.00	0.52	0.00	2	0.75						
108	1.07	1.07	0.00	0.00	0.01	0.00	0.00	0.00	0.00	0.00	0.00	0.00	0.00	0.00	0.00
0.00	0.00	0.00	0.00	0.00	0.00	-0.52	0.00	2	0.75						

PLS	Customer	Elbert Rentals	Job No	22-8706
	Project	Building Expansion	Date	5/3/2022
	Location	Newberg, OR 97132	Designed By	AC
	Size	117 x 90 x 14.8 x 14.1	Checked By	

AUXILIARY LOADS:

No.	Aux	Aux	No.	Add_Load
Aux	Id	Name	Load	Id Coeff
2	1	F2UNB_SL_L	3	1 0.30
				2 1.00
				3 0.34
	2	F2UNB_SL_R	3	2 0.30
				1 1.00
				4 0.32

ADDITIONAL LOADS:

No.	Add	Surf	Basic	Load	Fx	Fy	Mom	Dx	Dy	.. Conc
Add	Id	Id	Type	Type	W1	W2	Co	Dl1	Dl2	.. Dist
4	1	3	U_SNOW	D	-0.38	-0.38	-0.085	0.00	62.22	
	2	2	U_SNOW	D	-0.38	-0.38	0.083	0.00	55.19	
	3	2	U_SNOW	D	-0.38	-0.38	0.083	37.13	55.19	
	4	3	U_SNOW	D	-0.38	-0.38	-0.085	0.00	16.65	

STEPPED LOAD COEFFICIENTS:

No.	Basic	Surf	No.	Locate	Coef	Locate	Coef	Locate	Coef
No.	Load	Id	Step	Locate	Coef	Locate	Coef	Locate	Coef
4	WINDL1	2	2	36.91	1.00	55.19	0.59		
	WINDR1	3	2	27.00	0.59	62.22	1.00		
	WINDL2	2	2	36.91	1.00	55.19	0.39		
	WINDR2	3	2	27.00	0.39	62.22	1.00		

=====
 22-8706 Reactions, Anchor Bolts, & Base Plates: 5/ 3/22 10:30am
 =====

-----Foundation_Loads(k)-----												
Frame	Col	Max_Pos_Val			Max_Neg_Val			Anc._Bolt		Base_Plate		
Line	Line	Id	Horz	Vert	Id	Horz	Vert	No.	Diam	Width	Len	Thick
5	F	16	1.0	-1.0	17	-0.9	-1.0	4	0.750	6.00	8.50	0.375
		18	0.0	4.5	16	1.0	-1.0					
5	D.8	19	1.4	-3.4	17	-1.3	-2.5	4	0.750	6.00	8.50	0.375
		1	0.0	12.4	19	1.4	-3.4					
5	D.1	16	1.6	-2.6	17	-1.6	-2.6	4	0.750	6.00	8.50	0.375
		18	0.0	13.5	16	1.6	-2.6					
5	C.6	20	1.7	-1.8	21	-1.7	-1.8	4	0.750	6.00	8.50	0.375
		1	0.0	11.9	20	1.7	-1.8					
5	B.9	20	1.6	-2.8	21	-1.5	-2.8	4	0.750	6.00	8.50	0.375
		22	0.0	12.5	20	1.6	-2.8					
5	A.9	23	1.3	-3.4	21	-1.3	-2.5	4	0.750	6.00	8.50	0.375
		1	0.0	12.4	23	1.3	-3.4					
5	A	20	1.0	-1.0	21	-0.9	-1.0	4	0.750	6.00	8.50	0.375
		22	0.0	4.5	20	1.0	-1.0					
4*	F	1	96.2	68.5	2	-8.1	-5.8	6	1.375	10.00	26.00	0.500
					3	-6.4	-8.4					

PLS	Customer	Elbert Rentals				Job No	22-8706		
	Project	Building Expansion				Date	5/3/2022		
	Location	Newberg, OR 97132				Designed By	AC		
	Size	117 x 90 x 14.8 x 14.1				Checked By			

4*	A	4	7.9	-5.7	1	-96.2	68.4	6	1.375	10.00	26.00	0.500
		1	-96.2	68.4	5	7.0	-8.7					

2	F	6	3.4	0.4	7	-3.2	-4.1	4	0.750	6.00	13.00	0.500
		8	0.0	5.8	9	-0.1	-13.6					
2	A	10	2.1	-0.4	11	-2.4	3.7	4	0.750	6.00	13.00	0.500
		12	-0.6	10.9	13	0.0	-5.5					
2	D.9	3	0.0	-5.0	3	0.0	-5.0	4	0.750	6.00	8.50	0.500
		14	0.0	41.1								
2	B.8	15	0.0	-4.0	15	0.0	-4.0	4	0.750	6.00	8.50	0.500
		1	0.0	33.3								

4* Frame Lines:4 3

LOAD COMBINATIONS:

Id Combination

1 Dead+Collateral+Snow+Slide_Snow
2 0.6Dead+0.6Wind_Left1
3 0.6Dead+0.6Wind_Long1L
4 0.6Dead+0.6Wind_Right1
5 0.6Dead+0.6Wind_Long2L
6 1.1Dead+1.1Collateral+0.7Seismic_Right
7 Dead/2+0.7Seismic_Left
8 Dead/2+0.7Seismic_LongR
9 1.07Dead+1.07Collateral+0.52Seismic_LongL+0.75F2UNB_SL_L
10 Dead/2+0.7Seismic_Right
11 1.1Dead+1.1Collateral+0.7Seismic_Left
12 1.07Dead+1.07Collateral+0.52Seismic_LongR+0.75F2UNB_SL_R
13 Dead/2+0.7Seismic_LongL
14 Dead+Collateral+F2UNB_SL_L
15 0.6Dead+0.6Wind_Long2R
16 0.6Dead+0.6Wind_Suction+0.6Wind_Long1L
17 0.6Dead+0.6Wind_Pressure+0.6Wind_Long1L
18 Dead+Collateral+E1UNB_SL_L
19 0.6Dead+0.6Wind_Left1+0.6Wind_Suction
20 0.6Dead+0.6Wind_Suction+0.6Wind_Long2L
21 0.6Dead+0.6Wind_Pressure+0.6Wind_Long2L
22 Dead+Collateral+E1UNB_SL_R
23 0.6Dead+0.6Wind_Right1+0.6Wind_Suction
24 Dead+Collateral+0.75Snow+0.45Wind_Long2L+0.75Slide_Snow

22-8706

Bracing Reactions Report:

5/ 3/22

10:30am

BUILDING BRACING REACTIONS:

PLS	Customer	Elbert Rentals	Job No	22-8706
	Project	Building Expansion	Date	5/3/2022
	Location	Newberg, OR 97132	Designed By	AC
	Size	117 x 90 x 14.8 x 14.1	Checked By	

```

-----Reactions(k)-----
---Wall--- Col      ----Wind----  --Seismic---  Panel_Shear(lb/ft)
Loc Line  Line      Horz  Vert  Horz  Vert      Wind  Seismic  Notes
-----
L_EW 5    D.8,D.1  1.34  1.09  3.20  2.60
          B.9,A.9  1.34  1.05  3.20  2.51

F_SW A    3 ,2     7.39  3.00  16.55  6.71

R_EW 2                                (h)

B_SW F    2 ,3     7.55  3.23  16.60  7.11

```

(h)Rigid frame at endwall

Reaction values shown are unfactored. Maximum load combination factors are:
 Wind : 0.60
 Seismic: 0.70

=====

22-8706 Additional Reactions Report: 5/ 3/22 10:30am

=====

Rigid Frame Column Reactions(k)

Frame Line	Col Line	----Dead---		Collateral		----Live---		----Snow---		Wind_Left1	
		Horz	Vert	Horz	Vert	Horz	Vert	Horz	Vert	Horz	Vert
4*	F	16.4	12.6	17.5	12.2	49.8	34.9	62.3	43.6	-29.9	-22.3
4*	A	-16.4	12.6	-17.5	12.2	-49.8	34.9	-62.3	43.6	21.6	-17.0

Frame Line	Col Line	Wind_Right1		Wind_Left2		Wind_Right2		Wind_Long1		Wind_Long2	
		Horz	Vert	Horz	Vert	Horz	Vert	Horz	Vert	Horz	Vert
4*	F	-21.2	-16.9	-16.8	-11.4	-8.3	-6.1	-27.0	-26.7	-28.9	-22.6
4*	A	29.6	-22.1	8.6	-6.1	16.6	-11.2	27.8	-21.8	28.0	-27.1

Frame Line	Col Line	-Seis_Left-		-Seis_Right		-Seis_Long-		F1UNB_SL_L		F1UNB_SL_R	
		Horz	Vert	Horz	Vert	Horz	Vert	Horz	Vert	Horz	Vert
4*	F	-6.0	-1.3	6.0	1.3	0.0	-9.2	44.1	38.2	47.0	23.4
4*	A	-6.5	1.3	6.5	-1.3	0.0	-8.7	-44.1	21.6	-47.0	39.4

Frame Line	Col Line	----Dead---		Collateral		----Live---		----Snow---		Wind_Left1	
		Horz	Vert	Horz	Vert	Horz	Vert	Horz	Vert	Horz	Vert
4*	F	16.4	12.6	17.5	12.2	49.8	34.9	62.3	43.6	-29.9	-22.3
4*	A	-16.4	12.6	-17.5	12.2	-49.8	34.9	-62.3	43.6	21.6	-17.0

PLS	Customer	Elbert Rentals	Job No	22-8706
	Project	Building Expansion	Date	5/3/2022
	Location	Newberg, OR 97132	Designed By	AC
	Size	117 x 90 x 14.8 x 14.1	Checked By	

2	F	0.1	-1.2	0.1	-1.6	0.3	-4.7	0.4	-5.8	-2.4	1.0
2	A	-0.1	1.2	-0.1	1.2	-0.3	3.5	-0.4	4.4	-2.0	-1.6
2	D.9	0.0	6.3	0.0	7.0	0.0	19.9	0.0	24.9	0.0	-13.8
2	B.8	0.0	5.4	0.0	6.1	0.0	17.5	0.0	21.8	0.0	-10.5

Frame Line	Col Line	Wind_Right1		Wind_Left2		Wind_Right2		Wind_Long1		Wind_Long2	
		Horz	Vert	Horz	Vert	Horz	Vert	Horz	Vert	Horz	Vert
2	F	2.1	2.9	-3.0	-0.1	1.5	1.9	1.1	0.0	0.3	-1.8
2	A	2.4	-4.8	-1.4	-0.3	3.0	-3.5	-0.7	-4.7	-0.7	-6.1
2	D.9	0.0	-11.3	0.0	-8.0	0.0	-5.5	0.0	-14.6	0.0	-8.8
2	B.8	0.0	-11.5	0.0	-5.3	0.0	-6.3	0.0	-8.9	0.0	-12.0

Frame Line	Col Line	-Seis_Left-		-Seis_Right		-Seis_Long-		F2UNB_SL_L		F2UNB_SL_R	
		Horz	Vert	Horz	Vert	Horz	Vert	Horz	Vert	Horz	Vert
2	F	-4.6	-5.0	4.6	5.0	0.0	-9.2	-0.3	-7.6	0.6	-2.7
2	A	-3.1	1.4	3.1	-1.4	0.0	-8.7	0.3	0.0	-0.6	4.9
2	D.9	0.0	5.5	0.0	-5.5	0.0	0.0	0.0	27.7	0.0	9.5
2	B.8	0.0	-1.9	0.0	1.9	0.0	0.0	0.0	10.8	0.0	20.8

4* Frame Lines:4 3

Endwall Column Reactions(k)

Frame Line	Col Line	Dead Vert	Collat Vert	Live Vert	Snow Vert	Wind_Left1		Wind_Right1	
						Horz	Vert	Horz	Vert
5	F	0.7	0.8	2.3	2.9	0.0	-2.1	0.0	-1.5
5	D.8	1.9	2.3	6.6	8.2	-1.3	-7.6	0.0	-2.5
5	D.1	1.8	2.2	6.1	7.7	0.0	-3.5	1.3	-4.6
5	C.6	1.8	2.2	6.3	7.9	0.0	-3.2	0.0	-3.2
5	B.9	1.8	2.1	6.1	7.6	-1.3	-4.5	0.0	-3.3
5	A.9	1.9	2.3	6.6	8.2	0.0	-2.6	1.3	-7.5
5	A	0.7	0.8	2.3	2.9	0.0	-1.5	0.0	-2.1

Frame Line	Col Line	Wind_Left2		Wind_Right2		Wind Press	Wind Suct	Wind_Long1	
		Horz	Vert	Horz	Vert	Horz	Horz	Horz	Vert
5	F	0.0	-1.3	0.0	-0.6	-1.6	1.7	0.0	-2.4
5	D.8	-1.3	-5.5	0.0	-0.4	-2.2	2.3	0.0	-6.1
5	D.1	0.0	-1.6	1.3	-2.7	-2.6	2.7	0.3	-6.2
5	C.6	0.0	-1.4	0.0	-1.5	-2.8	2.9	0.0	-4.0
5	B.9	-1.3	-2.6	0.0	-1.4	-2.5	2.6	0.0	-3.2
5	A.9	0.0	-0.5	1.3	-5.5	-2.1	2.2	0.3	-3.9
5	A	0.0	-0.6	0.0	-1.3	-1.5	1.6	0.0	-1.4

Frame Line	Col Line	Wind_Long2	Seismic_Left	Seismic_Right	-E1UNB_SL_L-
------------	----------	------------	--------------	---------------	--------------

PLS	Customer	Elbert Rentals	Job No	22-8706
	Project	Building Expansion	Date	5/3/2022
	Location	Newberg, OR 97132	Designed By	AC
	Size	117 x 90 x 14.8 x 14.1	Checked By	

Line	Line	Horz	Vert	Horz	Vert	Horz	Vert	Horz	Vert
5	F	0.0	-1.4	0.0	0.0	0.0	0.0	0.0	3.0
5	D.8	-0.4	-4.1	-4.2	-3.3	0.0	3.7	0.0	7.9
5	D.1	0.0	-3.0	0.0	3.1	4.2	-3.5	0.0	9.6
5	C.6	0.0	-4.9	0.0	0.1	0.0	-0.1	0.0	5.2
5	B.9	-0.4	-6.4	-4.2	-3.4	0.0	3.1	0.0	1.8
5	A.9	0.0	-6.0	0.0	3.4	4.2	-3.1	0.0	2.6
5	A	0.0	-2.4	0.0	0.0	0.0	0.0	0.0	0.8

Frame Line	Col Line	-E1UNB Horz	SL_R- Vert
5	F	0.0	0.8
5	D.8	0.0	2.6
5	D.1	0.0	1.9
5	C.6	0.0	7.7
5	B.9	0.0	8.5
5	A.9	0.0	8.0
5	A	0.0	2.9

=====
22-8706 Seismic Design Report: 5/ 3/22 10:30am
=====

Building Data

Code = IBC 18
Length = 90.00
Width = 117.00
Left Eave Height = 14.77
Right Eave Height = 14.09

Seismic Formula

Base Shear, V = $0.667 * I_e * F_a * S_s * W / R$

Vmin = $0.044 * S_d s * I_e * W$
Vmax = $S_d 1 * I_e * W / (T * R)$

T(Moment_Frame) = 0.269
Shear Force, E = $\rho * V$
(Rigid frame, endwall frame, wind bent, wind column & base reactions)

T(Braced_Frame) = 0.167
Shear Force, Em = $\Omega * V$
(Wall diagonal bracing, splice at rigid frame & wind bent knee)

Note: Applied load is seismic force multiplied by load combination

PLS	Customer	Elbert Rentals	Job No	22-8706
	Project	Building Expansion	Date	5/3/2022
	Location	Newberg, OR 97132	Designed By	AC
	Size	117 x 90 x 14.8 x 14.1	Checked By	

Fa*Ss = 1.019
 Zone/Design Category= D
 Ie = 1.000
 S1 = 0.409
 Sd1 = 0.516
 Sds = 0.679

Seismic Dead Load, W

 Frame Dead = 2.00 (psf)
 Roof Dead = 4.50 (psf)
 Collateral = 7.00 (psf)
 Roof Total = 13.50 (psf) , Weight= 142.15 (k)
 Left EW Dead = 5.00 (psf) , Weight= 4.94 (k)
 Front SW Dead = 5.00 (psf) , Weight= 3.17 (k)
 Right EW Dead = 5.00 (psf) , Weight= 4.94 (k)
 Back SW Dead = 5.00 (psf) , Weight= 3.32 (k)

Total = 158.52 (k)

Seismic Forces

Roof Bracing

R = 3.25, Rho= 1.30
 Cs = 0.2091
 W = 152.03 (k)
 Force, V = 31.79 (k)
 Force, E = 41.32 (k)

Sidewall Bracing

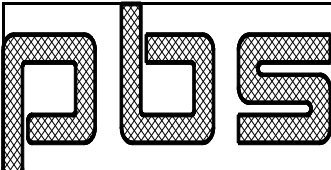
Front R = 3.25, Rho= 1.30, Omega= 2.00
 Cs = 0.2091
 W = 79.14 (k)
 Force, V = 16.55 (k)
 Force, Em = 33.10 (k)
 Force, E = 21.51 (k)
 Back R = 3.25, Rho= 1.30, Omega= 2.00
 Cs = 0.2091
 W = 79.38 (k)
 Force, V = 16.60 (k)
 Force, Em = 33.20 (k)
 Force, E = 21.58 (k)

Endwall Bracing

Left R = 3.25, Rho= 1.30, Omega= 2.00
 Cs = 0.2091
 W = 30.56 (k)
 Force, V = 6.39 (k)
 Force, Em = 12.78 (k)
 Force, E = 8.31 (k)

Rigid Frames

R = 3.50, Rho= 1.30

	Customer	Elbert Rentals	Job No	22-8706
	Project	Building Expansion	Date	5/3/2022
	Location	Newberg, OR 97132	Designed By	AC
	Size	117 x 90 x 14.8 x 14.1	Checked By	

Cs = 0.1942

Frame 1 W = 49.52 (k)

Force, V = 9.62 (k)

Force, E = 12.50 (k)

Frame 2 W = 30.51 (k)

Force, V = 5.92 (k)

Force, E = 7.70 (k)

End Plates

Frame R = 3.50, Rho= 1.00, Omega= 3.00

Total Base Shear

Longitudinal

Force, V = 33.15 (k)

Transverse

Force, V = 31.55 (k)

PLS	Customer	Elbert Rentals	Job No	22-8706
	Project	Building Expansion	Date	5/3/2022
	Location	Newberg, OR 97132	Designed By	AC
	Size	117 x 90 x 14.8 x 14.1	Checked By	

22-8706 Design Code 4/29/22 3:57pm

STRUCTURAL CODE:

 Design Basis : WS - Working Stress
 Hot Rolled Steel : AISC16
 Cold Formed Steel : NAUS16

BUILDING CODE:

 Wind Code : OSSC 19 (IBC 18)
 Seismic Zone : D

MODULUS OF ELASTICITY:

 Hot Rolled Steel : 29000 (ksi)
 Cold Formed Steel : 29500 (ksi)

22-8706 Purlin Layout (Surface 2) 4/29/22 3:57pm

PURLIN SYSTEM COMBINATIONS:

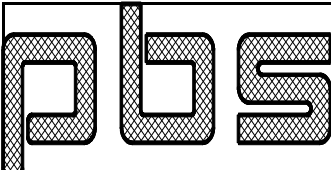
System Id	Purlin Depth	Purlin Row	Purlin Weight	Added Purlin Row	Added Purlin Weight	Total Weight	Show Report	Max_UC Purlin	Max_UC Panel	Max_UC Table
1	10.0	14	7857.4	0	0.0	7857.4	Y	1.03	0.19	0.68
2	10.0	14	7857.4	2	59.2	7916.5		1.03	0.19	0.68
3	10.0	14	7857.4	6	177.5	8034.9		1.03	0.19	0.50

SURFACE LAYOUT:

Surface Id	Length	No. Row	Peak Space
2	55.191	14	1.000

PURLIN LOCATION:

Purlin Id	Surf Offset	Space	Load Width	Dead Load	Show Report	Max_Load Id	Max_Load UC	Max_Load Report	Notes
1	3.801	3.801	3.836	1.63		14	1.03	Mom, Shr	
2	7.672	3.871	3.871	1.61		11	1.03	Mom, Shr	
3	11.543	3.871	3.871	1.61	Y	11	1.03	Mom, Shr	
4	15.413	3.871	3.871	1.61		11	1.03	Mom, Shr	
5	19.284	3.871	3.871	1.61		11	1.03	Mom, Shr	
6	23.155	3.871	3.871	1.61		11	1.03	Mom, Shr	
7	27.026	3.871	3.871	1.61		11	1.03	Mom, Shr	



Customer	Elbert Rentals	Job No	22-8706
Project	Building Expansion	Date	5/3/2022
Location	Newberg, OR 97132	Designed By	AC
Size	117 x 90 x 14.8 x 14.1	Checked By	

8	30.896	3.871	3.871	1.61	11	1.03	Mom, Shr
9	34.767	3.871	3.871	1.61	11	1.03	Mom, Shr
10	38.638	3.871	3.871	1.61	11	1.03	Mom, Shr
11	42.508	3.871	3.871	1.61	11	1.03	Mom, Shr
12	46.379	3.871	3.871	1.61	11	1.03	Mom, Shr
13	50.250	3.871	3.871	1.61	11	1.03	Mom, Shr
14	54.121	3.871	3.005	2.07	14	0.80	Mom, Shr
	55.191	1.070					

Average= 1.64

LAYOUT:

Bay Id	Part	Design Length	---Lap(ft)-- Left Right		No. Strap	Unit Weight	Total Weight
LExt	10Z12	1.00			0	6.1	85.7
1	10Z12	29.00		3.00	2	195.8	2741.8
2	10Z14	30.00	3.00	3.00	1	157.3	2202.5
3	10Z12	29.00	3.00		3	195.8	2741.8
RExt	10Z12	1.00			0	6.1	85.7
Total (lb)=						561.2	7857.4

LOAD COMBINATIONS:

- 11 - Dead+Collateral+Snow/2+PAT_SL_4
- 14 - Dead+Collateral+Snow-PAT_SL_1

=====
22-8706 Purlin(Surface 2, Id 3) 4/29/22 3:57pm
=====

ROOF PURLIN
Surface Id = 2
Purlin Id = 3
Offset = 11.60

LAYOUT (Purlin Id= 3):

Bay Id	Part	Design Length (ft)	---Lap(ft)-- Left Right		Load Width	No. Strap	Available Reduction Factor Out In	
LExt	10Z12	1.00			3.87	0	0.00	0.00
1	10Z12	29.00		3.00	3.87	2	0.00	0.00
2	10Z14	30.00	3.00	3.00	3.87	1	0.00	0.00
3	10Z12	29.00	3.00		3.87	3	0.00	0.00
RExt	10Z12	1.00			3.87	0	0.00	0.00

PLS	Customer	Elbert Rentals	Job No	22-8706
	Project	Building Expansion	Date	5/3/2022
	Location	Newberg, OR 97132	Designed By	AC
	Size	117 x 90 x 14.8 x 14.1	Checked By	

LOAD ID 1 - Dead+Collateral+Live:

REACTIONS:

Bay Id	-----Shear(k)-----				-----Moment(f-k)-----						
	Left Sup	Left Lap	Right Lap	Right Sup	Left Sup	Left Lap	MidSpan Mom	MidSpan Loc	Right Lap	Right Sup	
LExt	0.00			-0.12	0.00		0.02	0.50		0.06	
1	1.38		-1.77	-2.13	0.06		-7.76	11.37	5.20	11.06	
2	1.82	1.45	-1.45	-1.82	11.06	6.15	-2.57	15.00	6.15	11.06	
3	2.13	1.77		-1.38	11.06	5.20	-7.76	17.63		0.06	
RExt	0.12			0.00	0.06		0.02	0.50		0.00	

STRENGTH/DEFLECTION:

Bay Id	Loc	-----Shear(k)-----			-----Moment(f-k)-----				-Mom+Shr-		Deflect(in)	
		Calc	Limit	UC	Loc	Calc	Limit	UC	Loc	UC	Calc	Limit
LExt	RSup	-0.12	10.94	0.01	RSup	0.06	13.28	0.00	LSup	0.00	0.16	
1	RLap	-1.77	10.94	0.16	MidS	-7.76	9.60	0.81	RSup	0.48	-1.21	
2	RLap	-1.45	3.96	0.37	RLap	6.15	7.40	0.83	RLap	0.78	-0.16	
3	LLap	1.77	10.94	0.16	MidS	-7.76	11.40	0.68	LSup	0.48	-1.21	
RExt	LSup	0.12	10.94	0.01	LSup	0.06	13.28	0.00	LSup	0.00	0.16	

LAP BOLT SHEAR/BEARING:

Bolt = 0.500 (GR_5)

Bay Id	-----Left_Lap(k)-----				-----Right_Lap(k)-----			
	Calc	Shear	Bear	UC	Calc	Shear	Bear	UC
1					1.07	5.30	3.07	0.35
2	0.77	5.30	2.19	0.35	0.77	5.30	2.19	0.35
3	1.07	5.30	3.07	0.35				

LOAD ID 2 - Dead+Collateral+Snow:

REACTIONS:

Bay Id	-----Shear(k)-----				-----Moment(f-k)-----						
	Left Sup	Left Lap	Right Lap	Right Sup	Left Sup	Left Lap	MidSpan Mom	MidSpan Loc	Right Lap	Right Sup	
LExt	0.00			-0.14	0.00		0.02	0.50		0.07	
1	1.59		-2.05	-2.47	0.07		-9.00	11.37	6.02	12.81	
2	2.10	1.68	-1.68	-2.10	12.81	7.13	-2.97	15.00	7.13	12.81	
3	2.47	2.05		-1.59	12.81	6.02	-9.00	17.63		0.07	
RExt	0.14			0.00	0.07		0.02	0.50		0.00	

STRENGTH/DEFLECTION:

Bay Id	Loc	-----Shear(k)-----			-----Moment(f-k)-----				-Mom+Shr-		Deflect(in)	
		Calc	Limit	UC	Loc	Calc	Limit	UC	Loc	UC	Calc	Limit
LExt	RSup	-0.14	10.94	0.01	RSup	0.07	13.28	0.01	LSup	0.00	0.18	

PLS	Customer	Elbert Rentals	Job No	22-8706
	Project	Building Expansion	Date	5/3/2022
	Location	Newberg, OR 97132	Designed By	AC
	Size	117 x 90 x 14.8 x 14.1	Checked By	

```

1  RLap  -2.05 10.94 0.19  MidS  -9.00  9.60 0.94  RSup 0.55  -1.40
2  RLap  -1.68  3.96 0.42  RLap   7.13  7.40 0.96  RLap 0.90  -0.19
3  LLap   2.05 10.94 0.19  MidS  -9.00 11.40 0.79  LSup 0.55  -1.40
RExt  LSup   0.14 10.94 0.01  LSup   0.07 13.28 0.01  LSup 0.00   0.18

```

LAP BOLT SHEAR/BEARING:

Bolt = 0.500 (GR_5)

```

Bay -----Left_Lap(k)----- -----Right_Lap(k)-----
  Id  Calc Shear  Bear  UC  Calc Shear  Bear  UC
-----
  1              1.24  5.30  3.07  0.40
  2  0.89  5.30  2.19  0.41  0.89  5.30  2.19  0.41
  3  1.24  5.30  3.07  0.40

```

LOAD ID 3 - Dead+Collateral+Snow+Snow_Drift:

REACTIONS:

```

-----Shear(k)----- -----Moment(f-k)-----
Bay  Left  Left  Right  Right  Left  Left  MidSpan  Right  Right
  Id  Sup   Lap   Lap   Sup   Sup   Lap   Mom   Loc   Lap   Sup
-----
LExt  0.00              -0.14  0.00              0.02  0.50              0.07
  1  1.59              -2.05 -2.47  0.07              -9.00 11.37  6.02 12.81
  2  2.10  1.68 -1.68 -2.10 12.81  7.13 -2.97 15.00  7.13 12.81
  3  2.47  2.05              -1.59 12.81  6.02 -9.00 17.63              0.07
RExt  0.14              0.00  0.07              0.02  0.50              0.00

```

STRENGTH/DEFLECTION:

```

Bay -----Shear(k)----- -----Moment(f-k)----- -Mom+Shr- Deflect(in)
  Id  Loc  Calc Limit  UC  Loc  Calc Limit  UC  Loc  UC  Calc Limit
-----
LExt  RSup -0.14 10.94 0.01  RSup  0.07 13.28 0.01  LSup 0.00  0.18
  1  RLap -2.05 10.94 0.19  MidS -9.00  9.60 0.94  RSup 0.55 -1.40
  2  RLap -1.68  3.96 0.42  RLap  7.13  7.40 0.96  RLap 0.90 -0.19
  3  LLap  2.05 10.94 0.19  MidS -9.00 11.40 0.79  LSup 0.55 -1.40
RExt  LSup  0.14 10.94 0.01  LSup  0.07 13.28 0.01  LSup 0.00  0.18

```

LAP BOLT SHEAR/BEARING:

Bolt = 0.500 (GR_5)

```

Bay -----Left_Lap(k)----- -----Right_Lap(k)-----
  Id  Calc Shear  Bear  UC  Calc Shear  Bear  UC
-----
  1              1.24  5.30  3.07  0.40
  2  0.89  5.30  2.19  0.41  0.89  5.30  2.19  0.41
  3  1.24  5.30  3.07  0.40

```

LOAD ID 4 - Dead+Collateral+Snow+Slide_Snow:

REACTIONS:

```

-----Shear(k)----- -----Moment(f-k)-----

```

PLS	Customer	Elbert Rentals	Job No	22-8706
	Project	Building Expansion	Date	5/3/2022
	Location	Newberg, OR 97132	Designed By	AC
	Size	117 x 90 x 14.8 x 14.1	Checked By	

Bay	Left	Left	Right	Right	Left	Left	MidSpan	Right	Right	
Id	Sup	Lap	Lap	Sup	Sup	Lap	Mom	Loc	Lap	Sup
LExt	0.00			-0.14	0.00		0.02	0.50		0.07
1	1.59		-2.05	-2.47	0.07		-9.00	11.37	6.02	12.81
2	2.10	1.68	-1.68	-2.10	12.81	7.13	-2.97	15.00	7.13	12.81
3	2.47	2.05		-1.59	12.81	6.02	-9.00	17.63		0.07
RExt	0.14			0.00	0.07		0.02	0.50		0.00

STRENGTH/DEFLECTION:

Bay	-----Shear(k)-----				-----Moment(f-k)-----				-Mom+Shr-		Deflect(in)	
Id	Loc	Calc	Limit	UC	Loc	Calc	Limit	UC	Loc	UC	Calc	Limit
LExt	RSup	-0.14	10.94	0.01	RSup	0.07	13.28	0.01	LSup	0.00		0.18
1	RLap	-2.05	10.94	0.19	MidS	-9.00	9.60	0.94	RSup	0.55		-1.40
2	RLap	-1.68	3.96	0.42	RLap	7.13	7.40	0.96	RLap	0.90		-0.19
3	LLap	2.05	10.94	0.19	MidS	-9.00	11.40	0.79	LSup	0.55		-1.40
RExt	LSup	0.14	10.94	0.01	LSup	0.07	13.28	0.01	LSup	0.00		0.18

LAP BOLT SHEAR/BEARING:

Bolt = 0.500 (GR_5)

Bay	-----Left_Lap(k)-----				-----Right_Lap(k)-----			
Id	Calc	Shear	Bear	UC	Calc	Shear	Bear	UC
1					1.24	5.30	3.07	0.40
2	0.89	5.30	2.19	0.41	0.89	5.30	2.19	0.41
3	1.24	5.30	3.07	0.40				

LOAD ID 5 - Dead+Collateral+0.75Live+0.45Wind_Pressure1:

REACTIONS:

Bay	-----Shear(k)-----				-----Moment(f-k)-----				Right	Right
Id	Left	Left	Right	Right	Left	Left	MidSpan	Right	Right	
	Sup	Lap	Lap	Sup	Sup	Lap	Mom	Loc	Lap	Sup
LExt	0.00			-0.13	0.00		0.02	0.50		0.06
1	1.47		-1.90	-2.29	0.06		-8.32	11.37	5.57	11.84
2	1.95	1.56	-1.56	-1.95	11.84	6.59	-2.75	15.00	6.59	11.84
3	2.29	1.90		-1.47	11.84	5.57	-8.32	17.63		0.06
RExt	0.13			0.00	0.06		0.02	0.50		0.00

STRENGTH/DEFLECTION:

Bay	-----Shear(k)-----				-----Moment(f-k)-----				-Mom+Shr-		Deflect(in)	
Id	Loc	Calc	Limit	UC	Loc	Calc	Limit	UC	Loc	UC	Calc	Limit
LExt	RSup	-0.13	10.94	0.01	RSup	0.06	13.28	0.00	LSup	0.00		0.17
1	RLap	-1.90	10.94	0.17	MidS	-8.32	9.60	0.87	RSup	0.51		-1.30
2	RLap	-1.56	3.96	0.39	RLap	6.59	7.40	0.89	RLap	0.83		-0.17
3	LLap	1.90	10.94	0.17	MidS	-8.32	11.40	0.73	LSup	0.51		-1.30
RExt	LSup	0.13	10.94	0.01	LSup	0.06	13.28	0.00	LSup	0.00		0.17

LAP BOLT SHEAR/BEARING:

PLS	Customer	Elbert Rentals	Job No	22-8706
	Project	Building Expansion	Date	5/3/2022
	Location	Newberg, OR 97132	Designed By	AC
	Size	117 x 90 x 14.8 x 14.1	Checked By	

Bolt = 0.500 (GR_5)

Bay	-----Left_Lap(k)-----				-----Right_Lap(k)-----			
Id	Calc	Shear	Bear	UC	Calc	Shear	Bear	UC
1					1.15	5.30	3.07	0.37
2	0.83	5.30	2.19	0.38	0.83	5.30	2.19	0.38
3	1.15	5.30	3.07	0.37				

LOAD ID 6 - Dead+Collateral+0.75Snow+0.45Wind_Pressure1:

REACTIONS:

Bay	-----Shear(k)-----				-----Moment(f-k)-----					
	Left	Left	Right	Right	Left	Left	MidSpan		Right	Right
Id	Sup	Lap	Lap	Sup	Sup	Lap	Mom	Loc	Lap	Sup
LExt	0.00			-0.14	0.00		0.02	0.50		0.07
1	1.64		-2.11	-2.54	0.07		-9.24	11.37	6.18	13.16
2	2.16	1.73	-1.73	-2.16	13.16	7.32	-3.05	15.00	7.32	13.16
3	2.54	2.11		-1.64	13.16	6.18	-9.24	17.63		0.07
RExt	0.14			0.00	0.07		0.02	0.50		0.00

STRENGTH/DEFLECTION:

Bay	-----Shear(k)-----				-----Moment(f-k)-----				-Mom+Shr-		Deflect(in)		
	Id	Loc	Calc	Limit	UC	Loc	Calc	Limit	UC	Loc	UC	Calc	Limit
LExt	RSup	-0.14	10.94	0.01	RSup	0.07	13.28	0.01	LSup	0.00		0.19	
1	RLap	-2.11	10.94	0.19	MidS	-9.24	9.60	0.96	RSup	0.57		-1.44	
2	RLap	-1.73	3.96	0.44	RLap	7.32	7.40	0.99	RLap	0.93		-0.19	
3	LLap	2.11	10.94	0.19	MidS	-9.24	11.40	0.81	LSup	0.57		-1.44	
RExt	LSup	0.14	10.94	0.01	LSup	0.07	13.28	0.01	LSup	0.00		0.19	

LAP BOLT SHEAR/BEARING:

Bolt = 0.500 (GR_5)

Bay	-----Left_Lap(k)-----				-----Right_Lap(k)-----			
Id	Calc	Shear	Bear	UC	Calc	Shear	Bear	UC
1					1.28	5.30	3.07	0.42
2	0.92	5.30	2.19	0.42	0.92	5.30	2.19	0.42
3	1.28	5.30	3.07	0.42				

LOAD ID 7 - Dead+Collateral+0.75Snow+0.45Wind_Pressure1+0.75Snow_Drift:

REACTIONS:

Bay	-----Shear(k)-----				-----Moment(f-k)-----					
	Left	Left	Right	Right	Left	Left	MidSpan		Right	Right
Id	Sup	Lap	Lap	Sup	Sup	Lap	Mom	Loc	Lap	Sup
LExt	0.00			-0.14	0.00		0.02	0.50		0.07
1	1.64		-2.11	-2.54	0.07		-9.24	11.37	6.18	13.16
2	2.16	1.73	-1.73	-2.16	13.16	7.32	-3.05	15.00	7.32	13.16

PLS	Customer	Elbert Rentals	Job No	22-8706
	Project	Building Expansion	Date	5/3/2022
	Location	Newberg, OR 97132	Designed By	AC
	Size	117 x 90 x 14.8 x 14.1	Checked By	

3	2.54	2.11	-1.64	13.16	6.18	-9.24	17.63	0.07
RExt	0.14		0.00	0.07		0.02	0.50	0.00

STRENGTH/DEFLECTION:

Bay	-----Shear(k)-----				-----Moment(f-k)-----				-Mom+Shr-		Deflect(in)	
Id	Loc	Calc	Limit	UC	Loc	Calc	Limit	UC	Loc	UC	Calc	Limit
LExt	RSup	-0.14	10.94	0.01	RSup	0.07	13.28	0.01	LSup	0.00	0.19	
1	RLap	-2.11	10.94	0.19	MidS	-9.24	9.60	0.96	RSup	0.57	-1.44	
2	RLap	-1.73	3.96	0.44	RLap	7.32	7.40	0.99	RLap	0.93	-0.19	
3	LLap	2.11	10.94	0.19	MidS	-9.24	11.40	0.81	LSup	0.57	-1.44	
RExt	LSup	0.14	10.94	0.01	LSup	0.07	13.28	0.01	LSup	0.00	0.19	

LAP BOLT SHEAR/BEARING:

Bolt = 0.500 (GR_5)

Bay	-----Left_Lap(k)-----				-----Right_Lap(k)-----			
Id	Calc	Shear	Bear	UC	Calc	Shear	Bear	UC
1					1.28	5.30	3.07	0.42
2	0.92	5.30	2.19	0.42	0.92	5.30	2.19	0.42
3	1.28	5.30	3.07	0.42				

LOAD ID 8 - Dead+Collateral+0.75Snow+0.45Wind_Pressure1+0.75Slide_Snow:

REACTIONS:

Bay	-----Shear(k)-----				-----Moment(f-k)-----					
Id	Left	Left	Right	Right	Left	Left	MidSpan	Right	Right	
	Sup	Lap	Lap	Sup	Sup	Lap	Mom	Loc	Lap	Sup
LExt	0.00			-0.14	0.00		0.02	0.50		0.07
1	1.64		-2.11	-2.54	0.07		-9.24	11.37	6.18	13.16
2	2.16	1.73	-1.73	-2.16	13.16	7.32	-3.05	15.00	7.32	13.16
3	2.54	2.11		-1.64	13.16	6.18	-9.24	17.63		0.07
RExt	0.14			0.00	0.07		0.02	0.50		0.00

STRENGTH/DEFLECTION:

Bay	-----Shear(k)-----				-----Moment(f-k)-----				-Mom+Shr-		Deflect(in)	
Id	Loc	Calc	Limit	UC	Loc	Calc	Limit	UC	Loc	UC	Calc	Limit
LExt	RSup	-0.14	10.94	0.01	RSup	0.07	13.28	0.01	LSup	0.00	0.19	
1	RLap	-2.11	10.94	0.19	MidS	-9.24	9.60	0.96	RSup	0.57	-1.44	
2	RLap	-1.73	3.96	0.44	RLap	7.32	7.40	0.99	RLap	0.93	-0.19	
3	LLap	2.11	10.94	0.19	MidS	-9.24	11.40	0.81	LSup	0.57	-1.44	
RExt	LSup	0.14	10.94	0.01	LSup	0.07	13.28	0.01	LSup	0.00	0.19	

LAP BOLT SHEAR/BEARING:

Bolt = 0.500 (GR_5)

Bay	-----Left_Lap(k)-----				-----Right_Lap(k)-----			
Id	Calc	Shear	Bear	UC	Calc	Shear	Bear	UC
1					1.28	5.30	3.07	0.42

PLS	Customer	Elbert Rentals	Job No	22-8706
	Project	Building Expansion	Date	5/3/2022
	Location	Newberg, OR 97132	Designed By	AC
	Size	117 x 90 x 14.8 x 14.1	Checked By	

2 0.92 5.30 2.19 0.42 0.92 5.30 2.19 0.42
 3 1.28 5.30 3.07 0.42

LOAD ID 9 - 0.6Dead+0.6Wind_Suction1:

REACTIONS:

Bay Id	-----Shear(k)-----				-----Moment(f-k)-----					
	Left Sup	Left Lap	Right Lap	Right Sup	Left Sup	Left Lap	MidSpan Mom	MidSpan Loc	Right Lap	Right Sup
LExt	0.00			0.06	0.00		-0.01	0.50		-0.03
1	-0.61		0.66	0.79	-0.03		3.07	10.99	-1.90	-4.07
2	-0.66	-0.52	0.52	0.66	-4.07	-2.30	0.84	15.00	-2.30	-4.07
3	-0.79	-0.66		0.61	-4.07	-1.90	3.07	18.01		-0.03
RExt	-0.06			0.00	-0.03		-0.01	0.50		0.00

STRENGTH/DEFLECTION:

Bay Id	Loc	-----Shear(k)-----			-----Moment(f-k)-----				-Mom+Shr-		Deflect(in)	
		Calc	Limit	UC	Loc	Calc	Limit	UC	Loc	UC	Calc	Limit
LExt	RSup	0.06	10.94	0.01	RSup	-0.03	13.28	0.00	LSup	0.00	-0.06	
1	RLap	0.66	10.94	0.06	MidS	3.07	9.65	0.32	RSup	0.18	0.48	
2	RLap	0.52	3.96	0.13	RLap	-2.30	7.38	0.31	RLap	0.29	0.03	
3	LLap	-0.66	10.94	0.06	MidS	3.07	11.33	0.27	LSup	0.18	0.48	
RExt	LSup	-0.06	10.94	0.01	LSup	-0.03	13.28	0.00	LSup	0.00	-0.06	

LAP BOLT SHEAR/BEARING:

Bolt = 0.500 (GR_5)

Bay Id	-----Left_Lap(k)-----				-----Right_Lap(k)-----			
	Calc	Shear	Bear	UC	Calc	Shear	Bear	UC
1					0.39	5.30	3.07	0.13
2	0.28	5.30	2.19	0.13	0.28	5.30	2.19	0.13
3	0.39	5.30	3.07	0.13				

LOAD ID 10 - Dead+Collateral+Snow/2+PAT_SL_3:

REACTIONS:

Bay Id	-----Shear(k)-----				-----Moment(f-k)-----					
	Left Sup	Left Lap	Right Lap	Right Sup	Left Sup	Left Lap	MidSpan Mom	MidSpan Loc	Right Lap	Right Sup
LExt	0.00			-0.14	0.00		0.02	0.50		0.07
1	1.57		-2.08	-2.50	0.07		-8.67	11.16	6.77	13.64
2	2.22	1.80	-1.57	-1.99	13.64	7.62	-3.89	15.81	4.90	10.24
3	1.69	1.41		-0.99	10.24	5.59	-5.23	18.31		0.05
RExt	0.09			0.00	0.05		0.01	0.50		0.00

STRENGTH/DEFLECTION:

Bay Id	Loc	-----Shear(k)-----			-----Moment(f-k)-----				-Mom+Shr-		Deflect(in)	
		Calc	Limit	UC	Loc	Calc	Limit	UC	Loc	UC	Calc	Limit

PLS	Customer	Elbert Rentals	Job No	22-8706
	Project	Building Expansion	Date	5/3/2022
	Location	Newberg, OR 97132	Designed By	AC
	Size	117 x 90 x 14.8 x 14.1	Checked By	

```

-----
LExt  RSup  -0.14 10.94 0.01  RSup  0.07 13.28 0.01  LSup 0.00  0.17
      1  RLap  -2.08 10.94 0.19  MidS  -8.67  9.67 0.90  RSup 0.59 -1.30
      2  LLap   1.80  3.96 0.45  LLap   7.62  7.40 1.03  LLap 0.96 -0.49
      3  LLap   1.41 10.94 0.13  LLap   5.59 12.08 0.46  LSup 0.44 -0.71
RExt  LSup   0.09 10.94 0.01  LSup   0.05 13.28 0.00  LSup 0.00  0.10

```

LAP BOLT SHEAR/BEARING:

Bolt = 0.500 (GR_5)

```

Bay -----Left_Lap(k)----- -----Right_Lap(k)-----
  Id  Calc Shear  Bear  UC  Calc Shear  Bear  UC
-----
      1              1.32  5.30  3.07  0.43
      2  0.95  5.30  2.19  0.43  0.71  5.30  2.19  0.33
      3  0.99  5.30  3.07  0.32

```

LOAD ID 11 - Dead+Collateral+Snow/2+PAT_SL_4:

REACTIONS:

```

-----Shear(k)----- -----Moment(f-k)-----
Bay  Left  Left  Right  Right  Left  Left  MidSpan  Right  Right
  Id  Sup   Lap   Lap   Sup   Sup   Lap   Mom   Loc   Lap   Sup
-----
LExt  0.00              -0.09  0.00              0.01  0.50              0.05
      1  0.99              -1.41 -1.69  0.05              -5.23 10.69  5.59 10.24
      2  1.99  1.57 -1.80 -2.22 10.24  4.90 -3.89 14.19  7.62 13.64
      3  2.50  2.08              -1.57 13.64  6.77 -8.67 17.84  0.07
RExt  0.14              0.00  0.07              0.02  0.50              0.00

```

STRENGTH/DEFLECTION:

```

-----Shear(k)----- -----Moment(f-k)----- -Mom+Shr- Deflect(in)
  Bay  Id  Loc  Calc Limit  UC  Loc  Calc Limit  UC  Loc  UC  Calc Limit
-----
LExt  RSup  -0.09 10.94 0.01  RSup  0.05 13.28 0.00  LSup 0.00  0.10
      1  RLap  -1.41 10.94 0.13  MidS  -5.23  9.89 0.53  RSup 0.44 -0.71
      2  RLap  -1.80  3.96 0.45  RLap   7.62  7.40 1.03  RLap 0.96 -0.49
      3  LLap   2.08 10.94 0.19  MidS  -8.67 11.37 0.76  LSup 0.59 -1.30
RExt  LSup   0.14 10.94 0.01  LSup   0.07 13.28 0.01  LSup 0.00  0.17

```

LAP BOLT SHEAR/BEARING:

Bolt = 0.500 (GR_5)

```

Bay -----Left_Lap(k)----- -----Right_Lap(k)-----
  Id  Calc Shear  Bear  UC  Calc Shear  Bear  UC
-----
      1              0.99  5.30  3.07  0.32
      2  0.71  5.30  2.19  0.33  0.95  5.30  2.19  0.43
      3  1.32  5.30  3.07  0.43

```

LOAD ID 12 - Dead+Collateral+Snow/2+PAT_SL_1:

PLS	Customer	Elbert Rentals	Job No	22-8706
	Project	Building Expansion	Date	5/3/2022
	Location	Newberg, OR 97132	Designed By	AC
	Size	117 x 90 x 14.8 x 14.1	Checked By	

REACTIONS:

Bay Id	-----Shear(k)-----				-----Moment(f-k)-----					
	Left Sup	Left Lap	Right Lap	Right Sup	Left Sup	Left Lap	MidSpan Mom	MidSpan Loc	Right Lap	Right Sup
LExt	0.00			-0.14	0.00		0.02	0.50		0.07
1	1.66		-1.99	-2.41	0.07		-9.72	11.81	4.39	11.00
2	1.50	1.22	-0.99	-1.27	11.00	6.92	-1.16	16.23	4.19	7.59
3	1.60	1.32		-1.08	7.59	3.21	-6.25	17.32		0.05
RExt	0.09			0.00	0.05		0.01	0.50		0.00

STRENGTH/DEFLECTION:

Bay Id	Loc	-----Shear(k)-----			-----Moment(f-k)-----				-Mom+Shr-		Deflect(in)	
		Calc	Limit	UC	Loc	Calc	Limit	UC	Loc	UC	Calc	Limit
LExt	RSup	-0.14	10.94	0.01	RSup	0.07	13.28	0.01	LSup	0.00	0.20	
1	RLap	-1.99	10.94	0.18	MidS	-9.72	9.47	1.03	RSup	0.48	-1.61	
2	LLap	1.22	3.96	0.31	LLap	6.92	7.28	0.95	LLap	0.83	0.18	
3	LLap	1.32	10.94	0.12	MidS	-6.25	11.42	0.55	LSup	0.33	-1.02	
RExt	LSup	0.09	10.94	0.01	LSup	0.05	13.28	0.00	LSup	0.00	0.13	

LAP BOLT SHEAR/BEARING:

Bolt = 0.500 (GR_5)

Bay Id	-----Left_Lap(k)-----				-----Right_Lap(k)-----			
	Calc	Shear	Bear	UC	Calc	Shear	Bear	UC
1					1.07	5.30	3.07	0.35
2	0.77	5.30	2.19	0.35	0.53	5.30	2.19	0.24
3	0.74	5.30	3.07	0.24				

LOAD ID 13 - Dead+Collateral+Snow/2+PAT_SL_2:

REACTIONS:

Bay Id	-----Shear(k)-----				-----Moment(f-k)-----					
	Left Sup	Left Lap	Right Lap	Right Sup	Left Sup	Left Lap	MidSpan Mom	MidSpan Loc	Right Lap	Right Sup
LExt	0.00			-0.09	0.00		0.01	0.50		0.05
1	1.08		-1.32	-1.60	0.05		-6.25	11.68	3.21	7.59
2	1.27	0.99	-1.22	-1.50	7.59	4.19	-1.16	13.77	6.92	11.00
3	2.41	1.99		-1.66	11.00	4.39	-9.72	17.19		0.07
RExt	0.14			0.00	0.07		0.02	0.50		0.00

STRENGTH/DEFLECTION:

Bay Id	Loc	-----Shear(k)-----			-----Moment(f-k)-----				-Mom+Shr-		Deflect(in)	
		Calc	Limit	UC	Loc	Calc	Limit	UC	Loc	UC	Calc	Limit
LExt	RSup	-0.09	10.94	0.01	RSup	0.05	13.28	0.00	LSup	0.00	0.13	
1	RLap	-1.32	10.94	0.12	MidS	-6.25	9.51	0.66	RSup	0.33	-1.02	
2	RLap	-1.22	3.96	0.31	RLap	6.92	7.28	0.95	RLap	0.83	0.18	
3	LLap	1.99	10.94	0.18	MidS	-9.72	11.43	0.85	LSup	0.48	-1.61	
RExt	LSup	0.14	10.94	0.01	LSup	0.07	13.28	0.01	LSup	0.00	0.20	

PLS	Customer	Elbert Rentals	Job No	22-8706
	Project	Building Expansion	Date	5/3/2022
	Location	Newberg, OR 97132	Designed By	AC
	Size	117 x 90 x 14.8 x 14.1	Checked By	

LAP BOLT SHEAR/BEARING:

Bolt = 0.500 (GR_5)

Bay	-----Left_Lap(k)-----				-----Right_Lap(k)-----			
Id	Calc	Shear	Bear	UC	Calc	Shear	Bear	UC
1					0.74	5.30	3.07	0.24
2	0.53	5.30	2.19	0.24	0.77	5.30	2.19	0.35
3	1.07	5.30	3.07	0.35				

LOAD ID 14 - Dead+Collateral+Snow-PAT_SL_1:

REACTIONS:

Bay	-----Shear(k)-----				-----Moment(f-k)-----					
	Left	Left	Right	Right	Left	Left	MidSpan		Right	Right
Id	Sup	Lap	Lap	Sup	Sup	Lap	Mom	Loc	Lap	Sup
LExt	0.00			-0.09	0.00		0.01	0.50		0.05
1	0.99		-1.41	-1.69	0.05		-5.23	10.69	5.59	10.24
2	1.99	1.57	-1.80	-2.22	10.24	4.90	-3.89	14.19	7.62	13.64
3	2.50	2.08		-1.57	13.64	6.77	-8.67	17.84		0.07
RExt	0.14			0.00	0.07		0.02	0.50		0.00

STRENGTH/DEFLECTION:

Bay	-----Shear(k)-----				-----Moment(f-k)-----				-Mom+Shr-		Deflect(in)		
	Id	Loc	Calc	Limit	UC	Loc	Calc	Limit	UC	Loc	UC	Calc	Limit
LExt	RSup		-0.09	10.94	0.01	RSup	0.05	13.28	0.00	LSup	0.00	0.10	
1	RLap		-1.41	10.94	0.13	MidS	-5.23	9.89	0.53	RSup	0.44	-0.71	
2	RLap		-1.80	3.96	0.45	RLap	7.62	7.40	1.03	RLap	0.96	-0.49	
3	LLap		2.08	10.94	0.19	MidS	-8.67	11.37	0.76	LSup	0.59	-1.30	
RExt	LSup		0.14	10.94	0.01	LSup	0.07	13.28	0.01	LSup	0.00	0.17	

LAP BOLT SHEAR/BEARING:

Bolt = 0.500 (GR_5)

Bay	-----Left_Lap(k)-----				-----Right_Lap(k)-----			
Id	Calc	Shear	Bear	UC	Calc	Shear	Bear	UC
1					0.99	5.30	3.07	0.32
2	0.71	5.30	2.19	0.33	0.95	5.30	2.19	0.43
3	1.32	5.30	3.07	0.43				

LOAD ID 15 - Dead+Collateral+Snow-PAT_SL_2:

REACTIONS:

Bay	-----Shear(k)-----				-----Moment(f-k)-----					
	Left	Left	Right	Right	Left	Left	MidSpan		Right	Right
Id	Sup	Lap	Lap	Sup	Sup	Lap	Mom	Loc	Lap	Sup
LExt	0.00			-0.14	0.00		0.02	0.50		0.07

PLS	Customer	Elbert Rentals	Job No	22-8706
	Project	Building Expansion	Date	5/3/2022
	Location	Newberg, OR 97132	Designed By	AC
	Size	117 x 90 x 14.8 x 14.1	Checked By	

1	1.57		-2.08	-2.50	0.07		-8.67	11.16	6.77	13.64
2	2.22	1.80	-1.57	-1.99	13.64	7.62	-3.89	15.81	4.90	10.24
3	1.69	1.41		-0.99	10.24	5.59	-5.23	18.31		0.05
RExt	0.09			0.00	0.05		0.01	0.50		0.00

STRENGTH/DEFLECTION:

Bay	-----Shear(k)-----				-----Moment(f-k)-----				-Mom+Shr-		Deflect(in)	
Id	Loc	Calc	Limit	UC	Loc	Calc	Limit	UC	Loc	UC	Calc	Limit
LExt	RSup	-0.14	10.94	0.01	RSup	0.07	13.28	0.01	LSup	0.00		0.17
1	RLap	-2.08	10.94	0.19	MidS	-8.67	9.67	0.90	RSup	0.59		-1.30
2	LLap	1.80	3.96	0.45	LLap	7.62	7.40	1.03	LLap	0.96		-0.49
3	LLap	1.41	10.94	0.13	LLap	5.59	12.08	0.46	LSup	0.44		-0.71
RExt	LSup	0.09	10.94	0.01	LSup	0.05	13.28	0.00	LSup	0.00		0.10

LAP BOLT SHEAR/BEARING:

Bolt = 0.500 (GR_5)

Bay	-----Left_Lap(k)-----				-----Right_Lap(k)-----			
Id	Calc	Shear	Bear	UC	Calc	Shear	Bear	UC
1					1.32	5.30	3.07	0.43
2	0.95	5.30	2.19	0.43	0.71	5.30	2.19	0.33
3	0.99	5.30	3.07	0.32				

DEFLECTION:

LOAD ID 16 - Dead+Collateral+Live:

Bay	Offset	Deflect(in)		
Id	(ft)	Calc	Limit	Ratio
LExt	0.00	0.16		
1	14.50	-1.21	2.32	0.52
2	15.00	-0.16	2.40	0.07
3	14.50	-1.21	2.32	0.52
RExt	1.00	0.16		

LOAD ID 17 - Dead+Collateral+Snow:

Bay	Offset	Deflect(in)		
Id	(ft)	Calc	Limit	Ratio
LExt	0.00	0.18		
1	14.50	-1.40	2.32	0.60
2	15.00	-0.19	2.40	0.08
3	14.50	-1.40	2.32	0.60
RExt	1.00	0.18		

LOAD ID 18 - Dead+Collateral+Snow+Snow_Drift:

Bay	Offset	Deflect(in)		
Id	(ft)	Calc	Limit	Ratio
LExt	0.00	0.18		
1	14.50	-1.40	2.32	0.60

PLS	Customer	Elbert Rentals	Job No	22-8706
	Project	Building Expansion	Date	5/3/2022
	Location	Newberg, OR 97132	Designed By	AC
	Size	117 x 90 x 14.8 x 14.1	Checked By	

2	15.00	-0.19	2.40	0.08
3	14.50	-1.40	2.32	0.60
RExt	1.00	0.18		

LOAD ID 19 - Dead+Collateral+Snow+Slide_Snow:

Bay	Offset	Deflect(in)		
Id	(ft)	Calc	Limit	Ratio
----	-----	-----	-----	-----
LExt	0.00	0.18		
1	14.50	-1.40	2.32	0.60
2	15.00	-0.19	2.40	0.08
3	14.50	-1.40	2.32	0.60
RExt	1.00	0.18		

LOAD ID 20 - Dead+Collateral+0.75Live+0.36Wind_Pressure1:

Bay	Offset	Deflect(in)		
Id	(ft)	Calc	Limit	Ratio
----	-----	-----	-----	-----
LExt	0.00	0.16		
1	14.50	-1.24	3.48	0.36
2	15.00	-0.16	3.60	0.05
3	14.50	-1.24	3.48	0.36
RExt	1.00	0.16		

LOAD ID 21 - Dead+Collateral+0.75Snow+0.36Wind_Pressure1:

Bay	Offset	Deflect(in)		
Id	(ft)	Calc	Limit	Ratio
----	-----	-----	-----	-----
LExt	0.00	0.18		
1	14.50	-1.38	3.48	0.40
2	15.00	-0.18	3.60	0.05
3	14.50	-1.38	3.48	0.40
RExt	1.00	0.18		

LOAD ID 22 - Dead+Collateral+0.75Snow+0.36Wind_Pressure1+0.75Snow_Drift:

Bay	Offset	Deflect(in)		
Id	(ft)	Calc	Limit	Ratio
----	-----	-----	-----	-----
LExt	0.00	0.18		
1	14.50	-1.38	3.48	0.40
2	15.00	-0.18	3.60	0.05
3	14.50	-1.38	3.48	0.40
RExt	1.00	0.18		

LOAD ID 23 - Dead+Collateral+0.75Snow+0.36Wind_Pressure1+0.75Slide_Snow:

Bay	Offset	Deflect(in)		
Id	(ft)	Calc	Limit	Ratio
----	-----	-----	-----	-----
LExt	0.00	0.18		
1	14.50	-1.38	3.48	0.40
2	15.00	-0.18	3.60	0.05
3	14.50	-1.38	3.48	0.40
RExt	1.00	0.18		

PLS	Customer	Elbert Rentals	Job No	22-8706
	Project	Building Expansion	Date	5/3/2022
	Location	Newberg, OR 97132	Designed By	AC
	Size	117 x 90 x 14.8 x 14.1	Checked By	

LOAD ID 24 - 0.6Dead+0.48Wind_Suction1:

Bay	Offset	Deflect(in)		
Id	(ft)	Calc	Limit	Ratio
-----	-----	-----	-----	-----
LExt	0.00	-0.04		
1	14.50	0.28	3.48	0.08
2	15.00	0.02	3.60	0.01
3	14.50	0.28	3.48	0.08
RExt	1.00	-0.04		

22-8706

Purlin Layout(Surface 3)

4/29/22 3:57pm

PURLIN SYSTEM COMBINATIONS:

System	-----Purlin-----			Added_Purlin		Total	Show	-----Max_UC-----		
Id	Depth	Row	Weight	Row	Weight	Weight	Report	Purlin	Panel	Table
1	10.0	16	8979.8	0	0.0	8979.8	Y	1.02	0.19	0.68
2	10.0	16	8979.8	2	59.2	9039.0		1.02	0.19	0.68
3	10.0	16	8979.8	6	177.5	9157.4		1.02	0.19	0.50

SURFACE LAYOUT:

Surface	No.	Peak	
Id	Length	Row	Space
3	62.223	16	1.000

PURLIN LOCATION:

Purlin	Surf	Load	Dead	Show	-----Max_Load-----			Notes
Id	Offset	Space	Width	Load	Report	Id	UC	Report
1	1.070	1.070	2.983	2.09		14	0.79	Mom, Shr
2	4.897	3.826	3.826	1.63		14	1.02	Mom, Shr
3	8.723	3.826	3.826	1.63	Y	11	1.02	Mom, Shr
4	12.549	3.826	3.826	1.63		11	1.02	Mom, Shr
5	16.376	3.826	3.826	1.63		11	1.02	Mom, Shr
6	20.202	3.826	3.826	1.63		11	1.02	Mom, Shr
7	24.029	3.826	3.826	1.63		11	1.02	Mom, Shr
8	27.855	3.826	3.826	1.63		11	1.02	Mom, Shr
9	31.682	3.826	3.826	1.63		11	1.02	Mom, Shr
10	35.508	3.826	3.826	1.63		11	1.02	Mom, Shr
11	39.335	3.826	3.826	1.63		11	1.02	Mom, Shr
12	43.161	3.826	3.826	1.63		11	1.02	Mom, Shr
13	46.988	3.826	3.826	1.63		11	1.02	Mom, Shr
14	50.814	3.826	3.826	1.63		11	1.02	Mom, Shr
15	54.641	3.826	3.826	1.63		11	1.02	Mom, Shr
16	58.467	3.826	3.791	1.64		11	1.02	Mom, Shr
	62.223	3.756						

Average= 1.65

PLS	Customer	Elbert Rentals	Job No	22-8706
	Project	Building Expansion	Date	5/3/2022
	Location	Newberg, OR 97132	Designed By	AC
	Size	117 x 90 x 14.8 x 14.1	Checked By	

LAYOUT:

Bay	Design	---Lap(ft)--		No.	Unit	Total
Id	Part	Length	Left	Right	Strap	Weight
LExt	10Z12	1.00			0	6.1 97.9
1	10Z12	29.00		3.00	2	195.8 3133.4
2	10Z14	30.00	3.00	3.00	1	157.3 2517.1
3	10Z12	29.00	3.00		3	195.8 3133.4
RExt	10Z12	1.00			0	6.1 97.9
Total (lb)=						561.2 8979.8

LOAD COMBINATIONS:

- 11 - Dead+Collateral+Snow/2+PAT_SL_4
 14 - Dead+Collateral+Snow-PAT_SL_1

=====
 22-8706 Purlin(Surface 3, Id 3) 4/29/22 3:57pm
 =====

ROOF PURLIN

Surface Id = 3
 Purlin Id = 3
 Offset = 8.71

LAYOUT (Purlin Id= 3):

Bay	Design	Length	---Lap(ft)--		Load	No.	Available	
			Left	Right			Width	Strap
LExt	10Z12	1.00			3.82	0	0.00	0.00
1	10Z12	29.00		3.00	3.82	2	0.00	0.00
2	10Z14	30.00	3.00	3.00	3.82	1	0.00	0.00
3	10Z12	29.00	3.00		3.82	3	0.00	0.00
RExt	10Z12	1.00			3.82	0	0.00	0.00

LOAD ID 1 - Dead+Collateral+Live:

REACTIONS:

Bay	-----Shear(k)-----				-----Moment(f-k)-----					
	Left	Left	Right	Right	Left	Left	MidSpan	Right	Right	
Id	Sup	Lap	Lap	Sup	Sup	Lap	Mom	Loc	Lap	Sup
LExt	0.00			-0.12	0.00		0.01	0.50		0.06

PLS	Customer	Elbert Rentals	Job No	22-8706
	Project	Building Expansion	Date	5/3/2022
	Location	Newberg, OR 97132	Designed By	AC
	Size	117 x 90 x 14.8 x 14.1	Checked By	

1	1.36		-1.75	-2.11	0.06		-7.68	11.37	5.14	10.93
2	1.80	1.44	-1.44	-1.80	10.93	6.08	-2.54	15.00	6.08	10.93
3	2.11	1.75		-1.36	10.93	5.14	-7.68	17.63		0.06
RExt	0.12			0.00	0.06		0.01	0.50		0.00

STRENGTH/DEFLECTION:

Bay	-----Shear(k)-----				-----Moment(f-k)-----				-Mom+Shr-		Deflect(in)	
Id	Loc	Calc	Limit	UC	Loc	Calc	Limit	UC	Loc	UC	Calc	Limit
LExt	RSup	-0.12	10.94	0.01	RSup	0.06	13.28	0.00	LSup	0.00		0.15
1	RLap	-1.75	10.94	0.16	MidS	-7.68	9.60	0.80	RSup	0.47		-1.20
2	RLap	-1.44	3.96	0.36	RLap	6.08	7.40	0.82	RLap	0.77		-0.16
3	LLap	1.75	10.94	0.16	MidS	-7.68	11.40	0.67	LSup	0.47		-1.20
RExt	LSup	0.12	10.94	0.01	LSup	0.06	13.28	0.00	LSup	0.00		0.15

LAP BOLT SHEAR/BEARING:

Bolt = 0.500 (GR_5)

Bay	-----Left_Lap(k)-----				-----Right_Lap(k)-----			
Id	Calc	Shear	Bear	UC	Calc	Shear	Bear	UC
1					1.06	5.30	3.07	0.35
2	0.76	5.30	2.19	0.35	0.76	5.30	2.19	0.35
3	1.06	5.30	3.07	0.35				

LOAD ID 2 - Dead+Collateral+Snow:

REACTIONS:

Bay	-----Shear(k)-----				-----Moment(f-k)-----					
Id	Left Sup	Left Lap	Right Lap	Right Sup	Left Sup	Left Lap	MidSpan Mom	Loc	Right Lap	Right Sup
LExt	0.00			-0.14	0.00		0.02	0.50		0.07
1	1.58		-2.03	-2.44	0.07		-8.89	11.37	5.95	12.66
2	2.08	1.66	-1.66	-2.08	12.66	7.04	-2.94	15.00	7.04	12.66
3	2.44	2.03		-1.58	12.66	5.95	-8.89	17.63		0.07
RExt	0.14			0.00	0.07		0.02	0.50		0.00

STRENGTH/DEFLECTION:

Bay	-----Shear(k)-----				-----Moment(f-k)-----				-Mom+Shr-		Deflect(in)	
Id	Loc	Calc	Limit	UC	Loc	Calc	Limit	UC	Loc	UC	Calc	Limit
LExt	RSup	-0.14	10.94	0.01	RSup	0.07	13.28	0.01	LSup	0.00		0.18
1	RLap	-2.03	10.94	0.19	MidS	-8.89	9.60	0.93	RSup	0.55		-1.39
2	RLap	-1.66	3.96	0.42	RLap	7.04	7.40	0.95	RLap	0.89		-0.18
3	LLap	2.03	10.94	0.19	MidS	-8.89	11.40	0.78	LSup	0.55		-1.39
RExt	LSup	0.14	10.94	0.01	LSup	0.07	13.28	0.01	LSup	0.00		0.18

LAP BOLT SHEAR/BEARING:

Bolt = 0.500 (GR_5)

Bay	-----Left_Lap(k)-----				-----Right_Lap(k)-----			
Id	Calc	Shear	Bear	UC	Calc	Shear	Bear	UC

PLS	Customer	Elbert Rentals	Job No	22-8706
	Project	Building Expansion	Date	5/3/2022
	Location	Newberg, OR 97132	Designed By	AC
	Size	117 x 90 x 14.8 x 14.1	Checked By	

```

-----
1                1.23  5.30  3.07  0.40
2  0.88  5.30  2.19  0.40  0.88  5.30  2.19  0.40
3  1.23  5.30  3.07  0.40

```

LOAD ID 3 - Dead+Collateral+Snow+Snow_Drift:

REACTIONS:

```

-----Shear(k)-----      -----Moment(f-k)-----
Bay  Left  Left  Right  Right  Left  Left  MidSpan  Right  Right
Id   Sup   Lap   Lap   Sup   Sup   Lap   Mom   Loc   Lap   Sup
-----
LExt  0.00                -0.14  0.00                0.02  0.50                0.07
1     1.58                -2.03 -2.44  0.07                -8.89 11.37  5.95 12.66
2     2.08  1.66 -1.66 -2.08 12.66  7.04 -2.94 15.00  7.04 12.66
3     2.44  2.03                -1.58 12.66  5.95 -8.89 17.63                0.07
RExt  0.14                0.00  0.07                0.02  0.50                0.00

```

STRENGTH/DEFLECTION:

```

-----Shear(k)-----      -----Moment(f-k)-----      -Mom+Shr-      Deflect(in)
Bay  Id  Loc  Calc Limit  UC  Loc  Calc Limit  UC  Loc  UC  Calc Limit
-----
LExt  RSup -0.14 10.94 0.01  RSup  0.07 13.28 0.01  LSup 0.00  0.18
1     RLap -2.03 10.94 0.19  MidS -8.89  9.60 0.93  RSup 0.55 -1.39
2     RLap -1.66  3.96 0.42  RLap  7.04  7.40 0.95  RLap 0.89 -0.18
3     LLap  2.03 10.94 0.19  MidS -8.89 11.40 0.78  LSup 0.55 -1.39
RExt  LSup  0.14 10.94 0.01  LSup  0.07 13.28 0.01  LSup 0.00  0.18

```

LAP BOLT SHEAR/BEARING:

Bolt = 0.500 (GR_5)

```

-----Left_Lap(k)-----      -----Right_Lap(k)-----
Bay  Id  Calc Shear  Bear  UC  Calc Shear  Bear  UC
-----
1                1.23  5.30  3.07  0.40
2  0.88  5.30  2.19  0.40  0.88  5.30  2.19  0.40
3  1.23  5.30  3.07  0.40

```

LOAD ID 4 - Dead+Collateral+Snow+Slide_Snow:

REACTIONS:

```

-----Shear(k)-----      -----Moment(f-k)-----
Bay  Left  Left  Right  Right  Left  Left  MidSpan  Right  Right
Id   Sup   Lap   Lap   Sup   Sup   Lap   Mom   Loc   Lap   Sup
-----
LExt  0.00                -0.14  0.00                0.02  0.50                0.07
1     1.58                -2.03 -2.44  0.07                -8.89 11.37  5.95 12.66
2     2.08  1.66 -1.66 -2.08 12.66  7.04 -2.94 15.00  7.04 12.66
3     2.44  2.03                -1.58 12.66  5.95 -8.89 17.63                0.07
RExt  0.14                0.00  0.07                0.02  0.50                0.00

```

STRENGTH/DEFLECTION:

PLS	Customer	Elbert Rentals	Job No	22-8706
	Project	Building Expansion	Date	5/3/2022
	Location	Newberg, OR 97132	Designed By	AC
	Size	117 x 90 x 14.8 x 14.1	Checked By	

Bay	-----Shear(k)-----				-----Moment(f-k)-----				-Mom+Shr-		Deflect(in)	
Id	Loc	Calc	Limit	UC	Loc	Calc	Limit	UC	Loc	UC	Calc	Limit
LExt	RSup	-0.14	10.94	0.01	RSup	0.07	13.28	0.01	LSup	0.00	0.18	
1	RLap	-2.03	10.94	0.19	MidS	-8.89	9.60	0.93	RSup	0.55	-1.39	
2	RLap	-1.66	3.96	0.42	RLap	7.04	7.40	0.95	RLap	0.89	-0.18	
3	LLap	2.03	10.94	0.19	MidS	-8.89	11.40	0.78	LSup	0.55	-1.39	
RExt	LSup	0.14	10.94	0.01	LSup	0.07	13.28	0.01	LSup	0.00	0.18	

LAP BOLT SHEAR/BEARING:

Bolt = 0.500 (GR_5)

Bay	-----Left_Lap(k)-----				-----Right_Lap(k)-----			
Id	Calc	Shear	Bear	UC	Calc	Shear	Bear	UC
1					1.23	5.30	3.07	0.40
2	0.88	5.30	2.19	0.40	0.88	5.30	2.19	0.40
3	1.23	5.30	3.07	0.40				

LOAD ID 5 - Dead+Collateral+0.75Live+0.45Wind_Pressure1:

REACTIONS:

Bay	-----Shear(k)-----				-----Moment(f-k)-----					
Id	Left Sup	Left Lap	Right Lap	Right Sup	Left Sup	Left Lap	MidSpan Mom	Loc	Right Lap	Right Sup
LExt	0.00			-0.13	0.00		0.02	0.50		0.06
1	1.46		-1.88	-2.26	0.06		-8.22	11.37	5.50	11.71
2	1.92	1.54	-1.54	-1.92	11.71	6.51	-2.72	15.00	6.51	11.71
3	2.26	1.88		-1.46	11.71	5.50	-8.22	17.63		0.06
RExt	0.13			0.00	0.06		0.02	0.50		0.00

STRENGTH/DEFLECTION:

Bay	-----Shear(k)-----				-----Moment(f-k)-----				-Mom+Shr-		Deflect(in)	
Id	Loc	Calc	Limit	UC	Loc	Calc	Limit	UC	Loc	UC	Calc	Limit
LExt	RSup	-0.13	10.94	0.01	RSup	0.06	13.28	0.00	LSup	0.00	0.17	
1	RLap	-1.88	10.94	0.17	MidS	-8.22	9.60	0.86	RSup	0.50	-1.28	
2	RLap	-1.54	3.96	0.39	RLap	6.51	7.40	0.88	RLap	0.82	-0.17	
3	LLap	1.88	10.94	0.17	MidS	-8.22	11.40	0.72	LSup	0.50	-1.28	
RExt	LSup	0.13	10.94	0.01	LSup	0.06	13.28	0.00	LSup	0.00	0.17	

LAP BOLT SHEAR/BEARING:

Bolt = 0.500 (GR_5)

Bay	-----Left_Lap(k)-----				-----Right_Lap(k)-----			
Id	Calc	Shear	Bear	UC	Calc	Shear	Bear	UC
1					1.14	5.30	3.07	0.37
2	0.82	5.30	2.19	0.37	0.82	5.30	2.19	0.37
3	1.14	5.30	3.07	0.37				

LOAD ID 6 - Dead+Collateral+0.75Snow+0.45Wind_Pressure1:

PLS	Customer	Elbert Rentals	Job No	22-8706
	Project	Building Expansion	Date	5/3/2022
	Location	Newberg, OR 97132	Designed By	AC
	Size	117 x 90 x 14.8 x 14.1	Checked By	

REACTIONS:

Bay	-----Shear(k)-----				-----Moment(f-k)-----					
	Left Id	Left Sup	Right Lap	Right Lap	Left Sup	Left Lap	MidSpan Mom	MidSpan Loc	Right Lap	Right Sup
LExt	0.00			-0.14	0.00		0.02	0.50		0.07
1	1.62		-2.08	-2.51	0.07		-9.14	11.37	6.11	13.01
2	2.14	1.71	-1.71	-2.14	13.01	7.24	-3.02	15.00	7.24	13.01
3	2.51	2.08		-1.62	13.01	6.11	-9.14	17.63		0.07
RExt	0.14			0.00	0.07		0.02	0.50		0.00

STRENGTH/DEFLECTION:

Bay	-----Shear(k)-----				-----Moment(f-k)-----				-Mom+Shr-		Deflect(in)		
	Id	Loc	Calc	Limit	UC	Loc	Calc	Limit	UC	Loc	UC	Calc	Limit
LExt	RSup	-0.14	10.94	0.01	RSup	0.07	13.28	0.01	LSup	0.00		0.18	
1	RLap	-2.08	10.94	0.19	MidS	-9.14	9.60	0.95	RSup	0.56		-1.42	
2	RLap	-1.71	3.96	0.43	RLap	7.24	7.40	0.98	RLap	0.91		-0.19	
3	LLap	2.08	10.94	0.19	MidS	-9.14	11.40	0.80	LSup	0.56		-1.42	
RExt	LSup	0.14	10.94	0.01	LSup	0.07	13.28	0.01	LSup	0.00		0.18	

LAP BOLT SHEAR/BEARING:

Bolt = 0.500 (GR_5)

Bay	-----Left_Lap(k)-----				-----Right_Lap(k)-----				
	Id	Calc	Shear	Bear	UC	Calc	Shear	Bear	UC
1						1.26	5.30	3.07	0.41
2	0.91	5.30	2.19	0.41	0.91	5.30	2.19	0.41	
3	1.26	5.30	3.07	0.41					

LOAD ID 7 - Dead+Collateral+0.75Snow+0.45Wind_Pressure1+0.75Snow_Drift:

REACTIONS:

Bay	-----Shear(k)-----				-----Moment(f-k)-----					
	Left Id	Left Sup	Right Lap	Right Lap	Left Sup	Left Lap	MidSpan Mom	MidSpan Loc	Right Lap	Right Sup
LExt	0.00			-0.14	0.00		0.02	0.50		0.07
1	1.62		-2.08	-2.51	0.07		-9.14	11.37	6.11	13.01
2	2.14	1.71	-1.71	-2.14	13.01	7.24	-3.02	15.00	7.24	13.01
3	2.51	2.08		-1.62	13.01	6.11	-9.14	17.63		0.07
RExt	0.14			0.00	0.07		0.02	0.50		0.00

STRENGTH/DEFLECTION:

Bay	-----Shear(k)-----				-----Moment(f-k)-----				-Mom+Shr-		Deflect(in)		
	Id	Loc	Calc	Limit	UC	Loc	Calc	Limit	UC	Loc	UC	Calc	Limit
LExt	RSup	-0.14	10.94	0.01	RSup	0.07	13.28	0.01	LSup	0.00		0.18	
1	RLap	-2.08	10.94	0.19	MidS	-9.14	9.60	0.95	RSup	0.56		-1.42	
2	RLap	-1.71	3.96	0.43	RLap	7.24	7.40	0.98	RLap	0.91		-0.19	

PLS	Customer	Elbert Rentals	Job No	22-8706
	Project	Building Expansion	Date	5/3/2022
	Location	Newberg, OR 97132	Designed By	AC
	Size	117 x 90 x 14.8 x 14.1	Checked By	

```

3  LLap  2.08 10.94 0.19  MidS  -9.14 11.40 0.80  LSup 0.56  -1.42
RExt  LSup  0.14 10.94 0.01  LSup  0.07 13.28 0.01  LSup 0.00   0.18

```

LAP BOLT SHEAR/BEARING:

Bolt = 0.500 (GR_5)

```

Bay -----Left_Lap(k)----- -----Right_Lap(k)-----
  Id  Calc Shear  Bear  UC      Calc Shear  Bear  UC
-----
  1              1.26 5.30  3.07 0.41
  2  0.91  5.30  2.19 0.41  0.91  5.30  2.19 0.41
  3  1.26  5.30  3.07 0.41

```

LOAD ID 8 - Dead+Collateral+0.75Snow+0.45Wind_Pressure1+0.75Slide_Snow:

REACTIONS:

```

-----Shear(k)----- -----Moment(f-k)-----
Bay  Left  Left  Right  Right  Left  Left  MidSpan  Right  Right
  Id  Sup   Lap   Lap   Sup   Sup   Lap   Mom   Loc   Lap   Sup
-----
LExt  0.00              -0.14  0.00              0.02  0.50              0.07
  1  1.62              -2.08 -2.51  0.07              -9.14 11.37  6.11 13.01
  2  2.14  1.71 -1.71 -2.14 13.01  7.24 -3.02 15.00  7.24 13.01
  3  2.51  2.08              -1.62 13.01  6.11 -9.14 17.63              0.07
RExt  0.14              0.00  0.07              0.02  0.50              0.00

```

STRENGTH/DEFLECTION:

```

Bay -----Shear(k)----- -----Moment(f-k)----- -Mom+Shr- Deflect(in)
  Id  Loc  Calc Limit  UC  Loc  Calc Limit  UC  Loc  UC  Calc Limit
-----
LExt  RSup -0.14 10.94 0.01  RSup  0.07 13.28 0.01  LSup 0.00  0.18
  1  RLap -2.08 10.94 0.19  MidS -9.14  9.60 0.95  RSup 0.56 -1.42
  2  RLap -1.71  3.96 0.43  RLap  7.24  7.40 0.98  RLap 0.91 -0.19
  3  LLap  2.08 10.94 0.19  MidS -9.14 11.40 0.80  LSup 0.56 -1.42
RExt  LSup  0.14 10.94 0.01  LSup  0.07 13.28 0.01  LSup 0.00  0.18

```

LAP BOLT SHEAR/BEARING:

Bolt = 0.500 (GR_5)

```

Bay -----Left_Lap(k)----- -----Right_Lap(k)-----
  Id  Calc Shear  Bear  UC      Calc Shear  Bear  UC
-----
  1              1.26 5.30  3.07 0.41
  2  0.91  5.30  2.19 0.41  0.91  5.30  2.19 0.41
  3  1.26  5.30  3.07 0.41

```

LOAD ID 9 - 0.6Dead+0.6Wind_Suction1:

REACTIONS:

```

-----Shear(k)----- -----Moment(f-k)-----
Bay  Left  Left  Right  Right  Left  Left  MidSpan  Right  Right
  Id  Sup   Lap   Lap   Sup   Sup   Lap   Mom   Loc   Lap   Sup
-----

```

PLS	Customer	Elbert Rentals	Job No	22-8706
	Project	Building Expansion	Date	5/3/2022
	Location	Newberg, OR 97132	Designed By	AC
	Size	117 x 90 x 14.8 x 14.1	Checked By	

```

-----
LExt  0.00          0.06  0.00          -0.01  0.50          -0.03
  1  -0.60          0.49  0.57  -0.03          2.95  10.89  -1.22  -2.82
  2  -0.40  -0.32  0.32  0.40  -2.82  -1.74  0.18  15.00  -1.74  -2.82
  3  -0.57  -0.49          0.60  -2.82  -1.22  2.95  18.11          -0.03
RExt  -0.06          0.00  -0.03          -0.01  0.50          0.00

```

STRENGTH/DEFLECTION:

```

Bay  -----Shear(k)-----  -----Moment(f-k)-----  -Mom+Shr-  Deflect(in)
  Id  Loc    Calc Limit  UC  Loc    Calc Limit  UC  Loc  UC  Calc Limit
-----
LExt  RSup   0.06 10.94 0.01  RSup  -0.03 13.28 0.00  LSup 0.00  -0.06
  1  LSup  -0.60 10.94 0.05  MidS   2.95  9.72 0.30  RSup 0.12   0.47
  2  RLap   0.32  3.96 0.08  RLap  -1.74  7.27 0.24  RLap 0.21  -0.10
  3  RSup   0.60 10.94 0.05  MidS   2.95 11.34 0.26  LSup 0.12   0.47
RExt  LSup  -0.06 10.94 0.01  LSup  -0.03 13.28 0.00  LSup 0.00  -0.06

```

LAP BOLT SHEAR/BEARING:

Bolt = 0.500 (GR_5)

```

Bay  -----Left_Lap(k)-----  -----Right_Lap(k)-----
  Id  Calc Shear  Bear  UC  Calc Shear  Bear  UC
-----
  1          0.27  5.30  3.07  0.09
  2  0.20  5.30  2.19  0.09  0.20  5.30  2.19  0.09
  3  0.27  5.30  3.07  0.09

```

LOAD ID 10 - Dead+Collateral+Snow/2+PAT_SL_3:

REACTIONS:

```

-----Shear(k)-----  -----Moment(f-k)-----
Bay  Left  Left  Right  Right  Left  Left  MidSpan  Right  Right
  Id  Sup   Lap   Lap   Sup   Sup   Lap   Mom   Loc   Lap   Sup
-----
LExt  0.00          -0.14  0.00          0.02  0.50          0.07
  1  1.55          -2.06  -2.47  0.07          -8.57  11.16  6.69  13.49
  2  2.19  1.78  -1.55  -1.97  13.49  7.53  -3.84  15.81  4.84  10.12
  3  1.67  1.40          -0.98  10.12  5.52  -5.17  18.31          0.05
RExt  0.09          0.00  0.05          0.01  0.50          0.00

```

STRENGTH/DEFLECTION:

```

Bay  -----Shear(k)-----  -----Moment(f-k)-----  -Mom+Shr-  Deflect(in)
  Id  Loc    Calc Limit  UC  Loc    Calc Limit  UC  Loc  UC  Calc Limit
-----
LExt  RSup  -0.14 10.94 0.01  RSup   0.07 13.28 0.01  LSup 0.00   0.17
  1  RLap  -2.06 10.94 0.19  MidS  -8.57  9.67 0.89  RSup 0.58  -1.29
  2  LLap   1.78  3.96 0.45  LLap   7.53  7.40 1.02  LLap 0.95  -0.48
  3  LLap   1.40 10.94 0.13  LLap   5.52 12.08 0.46  LSup 0.43  -0.70
RExt  LSup   0.09 10.94 0.01  LSup   0.05 13.28 0.00  LSup 0.00   0.10

```

LAP BOLT SHEAR/BEARING:

Bolt = 0.500 (GR_5)

PLS	Customer	Elbert Rentals	Job No	22-8706
	Project	Building Expansion	Date	5/3/2022
	Location	Newberg, OR 97132	Designed By	AC
	Size	117 x 90 x 14.8 x 14.1	Checked By	

Bay	-----Left_Lap(k)-----				-----Right_Lap(k)-----			
Id	Calc	Shear	Bear	UC	Calc	Shear	Bear	UC
1					1.31	5.30	3.07	0.43
2	0.94	5.30	2.19	0.43	0.71	5.30	2.19	0.32
3	0.98	5.30	3.07	0.32				

LOAD ID 11 - Dead+Collateral+Snow/2+PAT_SL_4:

REACTIONS:

Bay	-----Shear(k)-----				-----Moment(f-k)-----					
	Left	Left	Right	Right	Left	Left	MidSpan	Right	Right	
Id	Sup	Lap	Lap	Sup	Sup	Lap	Mom	Loc	Lap	Sup
LExt	0.00			-0.09	0.00		0.01	0.50		0.05
1	0.98		-1.40	-1.67	0.05		-5.17	10.69	5.52	10.12
2	1.97	1.55	-1.78	-2.19	10.12	4.84	-3.84	14.19	7.53	13.49
3	2.47	2.06		-1.55	13.49	6.69	-8.57	17.84		0.07
RExt	0.14			0.00	0.07		0.02	0.50		0.00

STRENGTH/DEFLECTION:

Bay	-----Shear(k)-----				-----Moment(f-k)-----				-Mom+Shr-		Deflect(in)		
	Id	Loc	Calc	Limit	UC	Loc	Calc	Limit	UC	Loc	UC	Calc	Limit
LExt	RSup	-0.09	10.94	0.01	RSup	0.05	13.28	0.00	LSup	0.00		0.10	
1	RLap	-1.40	10.94	0.13	MidS	-5.17	9.89	0.52	RSup	0.43		-0.70	
2	RLap	-1.78	3.96	0.45	RLap	7.53	7.40	1.02	RLap	0.95		-0.48	
3	LLap	2.06	10.94	0.19	MidS	-8.57	11.37	0.75	LSup	0.58		-1.29	
RExt	LSup	0.14	10.94	0.01	LSup	0.07	13.28	0.01	LSup	0.00		0.17	

LAP BOLT SHEAR/BEARING:

Bolt = 0.500 (GR_5)

Bay	-----Left_Lap(k)-----				-----Right_Lap(k)-----			
Id	Calc	Shear	Bear	UC	Calc	Shear	Bear	UC
1					0.98	5.30	3.07	0.32
2	0.71	5.30	2.19	0.32	0.94	5.30	2.19	0.43
3	1.31	5.30	3.07	0.43				

LOAD ID 12 - Dead+Collateral+Snow/2+PAT_SL_1:

REACTIONS:

Bay	-----Shear(k)-----				-----Moment(f-k)-----					
	Left	Left	Right	Right	Left	Left	MidSpan	Right	Right	
Id	Sup	Lap	Lap	Sup	Sup	Lap	Mom	Loc	Lap	Sup
LExt	0.00			-0.14	0.00		0.02	0.50		0.07
1	1.64		-1.97	-2.38	0.07		-9.61	11.81	4.34	10.87
2	1.48	1.21	-0.98	-1.26	10.87	6.84	-1.15	16.23	4.15	7.51
3	1.58	1.31		-1.07	7.51	3.18	-6.18	17.32		0.05
RExt	0.09			0.00	0.05		0.01	0.50		0.00

PLS	Customer	Elbert Rentals	Job No	22-8706
	Project	Building Expansion	Date	5/3/2022
	Location	Newberg, OR 97132	Designed By	AC
	Size	117 x 90 x 14.8 x 14.1	Checked By	

STRENGTH/DEFLECTION:

Bay	-----Shear(k)-----				-----Moment(f-k)-----				-Mom+Shr-		Deflect(in)	
Id	Loc	Calc	Limit	UC	Loc	Calc	Limit	UC	Loc	UC	Calc	Limit
LExt	RSup	-0.14	10.94	0.01	RSup	0.07	13.28	0.01	LSup	0.00	0.20	
1	RLap	-1.97	10.94	0.18	MidS	-9.61	9.47	1.01	RSup	0.47	-1.60	
2	LLap	1.21	3.96	0.30	LLap	6.84	7.28	0.94	LLap	0.82	0.18	
3	LLap	1.31	10.94	0.12	MidS	-6.18	11.42	0.54	LSup	0.33	-1.01	
RExt	LSup	0.09	10.94	0.01	LSup	0.05	13.28	0.00	LSup	0.00	0.13	

LAP BOLT SHEAR/BEARING:

Bolt = 0.500 (GR_5)

Bay	-----Left_Lap(k)-----				-----Right_Lap(k)-----			
Id	Calc	Shear	Bear	UC	Calc	Shear	Bear	UC
1					1.05	5.30	3.07	0.34
2	0.76	5.30	2.19	0.35	0.52	5.30	2.19	0.24
3	0.73	5.30	3.07	0.24				

LOAD ID 13 - Dead+Collateral+Snow/2+PAT_SL_2:

REACTIONS:

Bay	-----Shear(k)-----				-----Moment(f-k)-----					
Id	Left Sup	Left Lap	Right Lap	Right Sup	Left Sup	Left Lap	MidSpan Mom	Right Loc	Right Lap	Right Sup
LExt	0.00			-0.09	0.00		0.01	0.50		0.05
1	1.07		-1.31	-1.58	0.05		-6.18	11.68	3.18	7.51
2	1.26	0.98	-1.21	-1.48	7.51	4.15	-1.15	13.77	6.84	10.87
3	2.38	1.97		-1.64	10.87	4.34	-9.61	17.19		0.07
RExt	0.14			0.00	0.07		0.02	0.50		0.00

STRENGTH/DEFLECTION:

Bay	-----Shear(k)-----				-----Moment(f-k)-----				-Mom+Shr-		Deflect(in)	
Id	Loc	Calc	Limit	UC	Loc	Calc	Limit	UC	Loc	UC	Calc	Limit
LExt	RSup	-0.09	10.94	0.01	RSup	0.05	13.28	0.00	LSup	0.00	0.13	
1	RLap	-1.31	10.94	0.12	MidS	-6.18	9.51	0.65	RSup	0.33	-1.01	
2	RLap	-1.21	3.96	0.30	RLap	6.84	7.28	0.94	RLap	0.82	0.18	
3	LLap	1.97	10.94	0.18	MidS	-9.61	11.43	0.84	LSup	0.47	-1.60	
RExt	LSup	0.14	10.94	0.01	LSup	0.07	13.28	0.01	LSup	0.00	0.20	

LAP BOLT SHEAR/BEARING:

Bolt = 0.500 (GR_5)

Bay	-----Left_Lap(k)-----				-----Right_Lap(k)-----			
Id	Calc	Shear	Bear	UC	Calc	Shear	Bear	UC
1					0.73	5.30	3.07	0.24
2	0.52	5.30	2.19	0.24	0.76	5.30	2.19	0.35
3	1.05	5.30	3.07	0.34				

PLS	Customer	Elbert Rentals	Job No	22-8706
	Project	Building Expansion	Date	5/3/2022
	Location	Newberg, OR 97132	Designed By	AC
	Size	117 x 90 x 14.8 x 14.1	Checked By	

LOAD ID 14 - Dead+Collateral+Snow-PAT_SL_1:

REACTIONS:

Bay Id	-----Shear(k)-----				-----Moment(f-k)-----						
	Left Sup	Left Lap	Right Lap	Right Sup	Left Sup	Left Lap	MidSpan		Right Lap	Right Sup	
							Mom	Loc			
LExt	0.00			-0.09	0.00		0.01	0.50		0.05	
1	0.98		-1.40	-1.67	0.05		-5.17	10.69	5.52	10.12	
2	1.97	1.55	-1.78	-2.19	10.12	4.84	-3.84	14.19	7.53	13.49	
3	2.47	2.06		-1.55	13.49	6.69	-8.57	17.84		0.07	
RExt	0.14			0.00	0.07		0.02	0.50		0.00	

STRENGTH/DEFLECTION:

Bay Id	Loc	-----Shear(k)-----			-----Moment(f-k)-----				-Mom+Shr-		Deflect(in)	
		Calc	Limit	UC	Loc	Calc	Limit	UC	Loc	UC	Calc	Limit
LExt	RSup	-0.09	10.94	0.01	RSup	0.05	13.28	0.00	LSup	0.00	0.10	
1	RLap	-1.40	10.94	0.13	MidS	-5.17	9.89	0.52	RSup	0.43	-0.70	
2	RLap	-1.78	3.96	0.45	RLap	7.53	7.40	1.02	RLap	0.95	-0.48	
3	LLap	2.06	10.94	0.19	MidS	-8.57	11.37	0.75	LSup	0.58	-1.29	
RExt	LSup	0.14	10.94	0.01	LSup	0.07	13.28	0.01	LSup	0.00	0.17	

LAP BOLT SHEAR/BEARING:

Bolt = 0.500 (GR_5)

Bay Id	-----Left_Lap(k)-----				-----Right_Lap(k)-----			
	Calc	Shear	Bear	UC	Calc	Shear	Bear	UC
1					0.98	5.30	3.07	0.32
2	0.71	5.30	2.19	0.32	0.94	5.30	2.19	0.43
3	1.31	5.30	3.07	0.43				

LOAD ID 15 - Dead+Collateral+Snow-PAT_SL_2:

REACTIONS:

Bay Id	-----Shear(k)-----				-----Moment(f-k)-----						
	Left Sup	Left Lap	Right Lap	Right Sup	Left Sup	Left Lap	MidSpan		Right Lap	Right Sup	
							Mom	Loc			
LExt	0.00			-0.14	0.00		0.02	0.50		0.07	
1	1.55		-2.06	-2.47	0.07		-8.57	11.16	6.69	13.49	
2	2.19	1.78	-1.55	-1.97	13.49	7.53	-3.84	15.81	4.84	10.12	
3	1.67	1.40		-0.98	10.12	5.52	-5.17	18.31		0.05	
RExt	0.09			0.00	0.05		0.01	0.50		0.00	

STRENGTH/DEFLECTION:

Bay Id	Loc	-----Shear(k)-----			-----Moment(f-k)-----				-Mom+Shr-		Deflect(in)	
		Calc	Limit	UC	Loc	Calc	Limit	UC	Loc	UC	Calc	Limit
LExt	RSup	-0.14	10.94	0.01	RSup	0.07	13.28	0.01	LSup	0.00	0.17	

PLS	Customer	Elbert Rentals	Job No	22-8706
	Project	Building Expansion	Date	5/3/2022
	Location	Newberg, OR 97132	Designed By	AC
	Size	117 x 90 x 14.8 x 14.1	Checked By	

1	RLap	-2.06	10.94	0.19	MidS	-8.57	9.67	0.89	RSup	0.58	-1.29
2	LLap	1.78	3.96	0.45	LLap	7.53	7.40	1.02	LLap	0.95	-0.48
3	LLap	1.40	10.94	0.13	LLap	5.52	12.08	0.46	LSup	0.43	-0.70
RExt	LSup	0.09	10.94	0.01	LSup	0.05	13.28	0.00	LSup	0.00	0.10

LAP BOLT SHEAR/BEARING:

Bolt = 0.500 (GR_5)

Bay	-----Left_Lap(k)-----				-----Right_Lap(k)-----			
Id	Calc	Shear	Bear	UC	Calc	Shear	Bear	UC
1					1.31	5.30	3.07	0.43
2	0.94	5.30	2.19	0.43	0.71	5.30	2.19	0.32
3	0.98	5.30	3.07	0.32				

DEFLECTION:

LOAD ID 16 - Dead+Collateral+Live:

Bay	Offset	Deflect(in)		
Id	(ft)	Calc	Limit	Ratio
LExt	0.00	0.15		
1	14.50	-1.20	2.32	0.52
2	15.00	-0.16	2.40	0.07
3	14.50	-1.20	2.32	0.52
RExt	1.00	0.15		

LOAD ID 17 - Dead+Collateral+Snow:

Bay	Offset	Deflect(in)		
Id	(ft)	Calc	Limit	Ratio
LExt	0.00	0.18		
1	14.50	-1.39	2.32	0.60
2	15.00	-0.18	2.40	0.08
3	14.50	-1.39	2.32	0.60
RExt	1.00	0.18		

LOAD ID 18 - Dead+Collateral+Snow+Snow_Drift:

Bay	Offset	Deflect(in)		
Id	(ft)	Calc	Limit	Ratio
LExt	0.00	0.18		
1	14.50	-1.39	2.32	0.60
2	15.00	-0.18	2.40	0.08
3	14.50	-1.39	2.32	0.60
RExt	1.00	0.18		

LOAD ID 19 - Dead+Collateral+Snow+Slide_Snow:

Bay	Offset	Deflect(in)		
Id	(ft)	Calc	Limit	Ratio
LExt	0.00	0.18		
1	14.50	-1.39	2.32	0.60

PLS	Customer	Elbert Rentals	Job No	22-8706
	Project	Building Expansion	Date	5/3/2022
	Location	Newberg, OR 97132	Designed By	AC
	Size	117 x 90 x 14.8 x 14.1	Checked By	

2	15.00	-0.18	2.40	0.08
3	14.50	-1.39	2.32	0.60
RExt	1.00	0.18		

LOAD ID 20 - Dead+Collateral+0.75Live+0.36Wind_Pressure1:

Bay	Offset	Deflect(in)		
Id	(ft)	Calc	Limit	Ratio
----	-----	-----	-----	-----
LExt	0.00	0.16		
1	14.50	-1.23	3.48	0.35
2	15.00	-0.16	3.60	0.05
3	14.50	-1.23	3.48	0.35
RExt	1.00	0.16		

LOAD ID 21 - Dead+Collateral+0.75Snow+0.36Wind_Pressure1:

Bay	Offset	Deflect(in)		
Id	(ft)	Calc	Limit	Ratio
----	-----	-----	-----	-----
LExt	0.00	0.18		
1	14.50	-1.37	3.48	0.39
2	15.00	-0.18	3.60	0.05
3	14.50	-1.37	3.48	0.39
RExt	1.00	0.18		

LOAD ID 22 - Dead+Collateral+0.75Snow+0.36Wind_Pressure1+0.75Snow_Drift:

Bay	Offset	Deflect(in)		
Id	(ft)	Calc	Limit	Ratio
----	-----	-----	-----	-----
LExt	0.00	0.18		
1	14.50	-1.37	3.48	0.39
2	15.00	-0.18	3.60	0.05
3	14.50	-1.37	3.48	0.39
RExt	1.00	0.18		

LOAD ID 23 - Dead+Collateral+0.75Snow+0.36Wind_Pressure1+0.75Slide_Snow:

Bay	Offset	Deflect(in)		
Id	(ft)	Calc	Limit	Ratio
----	-----	-----	-----	-----
LExt	0.00	0.18		
1	14.50	-1.37	3.48	0.39
2	15.00	-0.18	3.60	0.05
3	14.50	-1.37	3.48	0.39
RExt	1.00	0.18		

LOAD ID 24 - 0.6Dead+0.48Wind_Suction1:

Bay	Offset	Deflect(in)		
Id	(ft)	Calc	Limit	Ratio
----	-----	-----	-----	-----
LExt	0.00	-0.04		
1	14.50	0.27	3.48	0.08
2	15.00	-0.03	3.60	0.01
3	14.50	0.27	3.48	0.08
RExt	1.00	-0.04		

PLS	Customer	Elbert Rentals	Job No	22-8706
	Project	Building Expansion	Date	5/3/2022
	Location	Newberg, OR 97132	Designed By	AC
	Size	117 x 90 x 14.8 x 14.1	Checked By	

22-8706

In-Plane Roof Force

4/29/22 3:57pm

Win (k) = Design load in the plane of the purlin web
Wout(k) = Design load in the plane of the purlin flange
Pl (k) = Force in plane of roof per anti-roll clip

PURLIN ROLL FORCES:

Surf Line Load			--Roof_Load--		
Id	Id	Id	Win	Wout	Pl
2	1	2	31.04	2.59	0.04
2	2	10	59.08	4.92	-0.01
2	3	11	59.08	4.92	-0.01
2	4	2	31.04	2.59	0.04
3	1	15	34.99	-2.97	0.04
3	2	2	66.59	-5.65	-0.01
3	3	2	66.59	-5.65	-0.01
3	4	14	34.99	-2.97	0.04

STANDARD CONNECTION:

Surf Line				Roll		Force/Connection			Stiff	Deflection	
Id	Id	No.	Attachment	Id	Thick	Calc	Limit	UC	Calc	Calc	Limit
2	L_EW	14	Weld clip	@023	0.187	0.04	0.32	0.11	0.58	0.06	0.25
2	RF	14	Weld clip	@023	0.187	0.04	0.32	0.11	0.58	0.06	0.25
3	L_EW	16	Weld clip	@023	0.187	0.04	0.32	0.11	0.58	0.06	0.25
3	RF	16	Weld clip	@023	0.187	0.04	0.32	0.11	0.58	0.06	0.25

PANEL SHEAR/DIAPHRAGM:

Surf Line		Panel_Shear		-Deflection-	
Id	Id	Calc	Limit	Calc	Limit
2	L_EW	9.1	50.0	0.77	1.00
2	RF	9.1	50.0	0.78	1.00
3	L_EW	9.1	50.0	0.76	1.00
3	RF	9.1	50.0	0.77	1.00

22-8706

Roof Panel Design

4/29/22 3:57pm

PANEL LAYOUT:

Surf					Surface	No.	Max	---Stiffness---	
Id	Part	Type	Gage	Yield	Length	Purlin	Space	Rotation	Shear
2	24 DLOK	DLOK	24.00	50.0	55.19	14	3.866	0.00	0.90
3	24 DLOK	DLOK	24.00	50.0	62.22	16	3.822	0.00	0.90

PANEL STRENGTH:

PLS	Customer	Elbert Rentals	Job No	22-8706
	Project	Building Expansion	Date	5/3/2022
	Location	Newberg, OR 97132	Designed By	AC
	Size	117 x 90 x 14.8 x 14.1	Checked By	

-----Support-----							-----Midspan-----			
Surf		Load	Moment (ft-lb/ft)				Moment (ft-lb/ft)			
Id	Area	Id	Offset	Calc	Limit	Ratio	Offset	Calc	Limit	Ratio
-----	-----	-----	-----	-----	-----	-----	-----	-----	-----	-----
2	Left	1	3.9	38.4	246.8	0.16	1.5	-28.3	326.3	0.09
		2	3.9	46.3	246.8	0.19	1.5	-34.1	326.3	0.10
		3	3.9	46.3	246.8	0.19	1.5	-34.1	326.3	0.10
		4	3.9	46.3	246.8	0.19	1.5	-34.1	326.3	0.10
		5	3.9	42.0	246.8	0.17	1.5	-30.9	326.3	0.09
		6	3.9	47.9	246.8	0.19	1.5	-35.2	326.3	0.11
		7	3.9	-52.3	326.3	0.16	1.5	37.2	246.8	0.15
2	Center	1	3.9	38.4	246.8	0.16	1.5	-28.3	326.3	0.09
		2	3.9	46.3	246.8	0.19	1.5	-34.1	326.3	0.10
		3	3.9	46.3	246.8	0.19	1.5	-34.1	326.3	0.10
		4	3.9	46.3	246.8	0.19	1.5	-34.1	326.3	0.10
		5	3.9	42.0	246.8	0.17	1.5	-30.9	326.3	0.09
		6	3.9	47.9	246.8	0.19	1.5	-35.2	326.3	0.11
		7	3.9	-37.3	326.3	0.11	1.5	26.5	246.8	0.11
2	Right	1	3.9	38.4	246.8	0.16	1.5	-28.3	326.3	0.09
		2	3.9	46.3	246.8	0.19	1.5	-34.1	326.3	0.10
		3	3.9	46.3	246.8	0.19	1.5	-34.1	326.3	0.10
		4	3.9	46.3	246.8	0.19	1.5	-34.1	326.3	0.10
		5	3.9	42.0	246.8	0.17	1.5	-30.9	326.3	0.09
		6	3.9	47.9	246.8	0.19	1.5	-35.2	326.3	0.11
		7	3.9	-52.3	326.3	0.16	1.5	37.2	246.8	0.15
3	Left	1	58.4	37.6	246.8	0.15	60.7	-27.6	326.3	0.08
		2	58.4	45.2	246.8	0.18	60.7	-33.3	326.3	0.10
		3	58.4	45.2	246.8	0.18	60.7	-33.3	326.3	0.10
		4	58.4	45.2	246.8	0.18	60.7	-33.3	326.3	0.10
		5	58.4	41.0	246.8	0.17	60.7	-30.2	326.3	0.09
		6	58.4	46.8	246.8	0.19	60.7	-34.4	326.3	0.11
		7	58.4	-51.1	326.3	0.16	60.7	36.4	246.8	0.15
3	Center	1	58.4	37.6	246.8	0.15	60.7	-27.6	326.3	0.08
		2	58.4	45.2	246.8	0.18	60.7	-33.3	326.3	0.10
		3	58.4	45.2	246.8	0.18	60.7	-33.3	326.3	0.10
		4	58.4	45.2	246.8	0.18	60.7	-33.3	326.3	0.10
		5	58.4	41.0	246.8	0.17	60.7	-30.2	326.3	0.09
		6	58.4	46.8	246.8	0.19	60.7	-34.4	326.3	0.11
		7	58.4	-36.4	326.3	0.11	60.7	25.9	246.8	0.10
3	Right	1	58.4	37.6	246.8	0.15	60.7	-27.6	326.3	0.08
		2	58.4	45.2	246.8	0.18	60.7	-33.3	326.3	0.10
		3	58.4	45.2	246.8	0.18	60.7	-33.3	326.3	0.10
		4	58.4	45.2	246.8	0.18	60.7	-33.3	326.3	0.10
		5	58.4	41.0	246.8	0.17	60.7	-30.2	326.3	0.09
		6	58.4	46.8	246.8	0.19	60.7	-34.4	326.3	0.11
		7	58.4	-51.1	326.3	0.16	60.7	36.4	246.8	0.15

PANEL DEFLECTION:

Surf		Load	-----Deflection (in)-----			
Id	Area	Id	Offset	Calc	Limit	Ratio
-----	-----	-----	-----	-----	-----	-----
2	Left	8	1.9	-0.01	0.31	0.02

PLS	Customer	Elbert Rentals	Job No	22-8706
	Project	Building Expansion	Date	5/3/2022
	Location	Newberg, OR 97132	Designed By	AC
	Size	117 x 90 x 14.8 x 14.1	Checked By	

		9	1.9	-0.01	0.31	0.03
		10	1.9	-0.01	0.31	0.03
		11	1.9	-0.01	0.31	0.03
		12	1.9	-0.01	0.52	0.01
		13	1.9	0.01	0.52	0.03
2	Center	8	1.9	-0.01	0.31	0.02
		9	1.9	-0.01	0.31	0.03
		10	1.9	-0.01	0.31	0.03
		11	1.9	-0.01	0.31	0.03
		12	1.9	-0.01	0.52	0.01
		13	1.9	0.01	0.52	0.02
2	Right	8	1.9	-0.01	0.31	0.02
		9	1.9	-0.01	0.31	0.03
		10	1.9	-0.01	0.31	0.03
		11	1.9	-0.01	0.31	0.03
		12	1.9	-0.01	0.52	0.01
		13	1.9	0.01	0.52	0.03

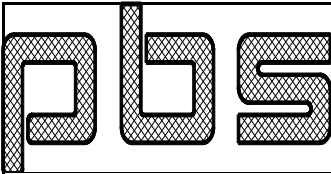
3	Left	8	60.3	-0.01	0.31	0.02
		9	60.3	-0.01	0.31	0.03
		10	60.3	-0.01	0.31	0.03
		11	60.3	-0.01	0.31	0.03
		12	60.3	-0.01	0.51	0.01
		13	60.3	0.01	0.51	0.03
3	Center	8	60.3	-0.01	0.31	0.02
		9	60.3	-0.01	0.31	0.03
		10	60.3	-0.01	0.31	0.03
		11	60.3	-0.01	0.31	0.03
		12	60.3	-0.01	0.51	0.01
		13	60.3	0.01	0.51	0.02
3	Right	8	60.3	-0.01	0.31	0.02
		9	60.3	-0.01	0.31	0.03
		10	60.3	-0.01	0.31	0.03
		11	60.3	-0.01	0.31	0.03
		12	60.3	-0.01	0.51	0.01
		13	60.3	0.01	0.51	0.03

LOAD COMBINATION:

Load

Id Description

1	Dead+Live
2	Dead+Snow
3	Dead+Snow+Snow_Drift
4	Dead+Snow+Slide_Snow
5	Dead+0.75Live+0.45Wind_Pressure1
6	Dead+0.75Snow+0.45Wind_Pressure1
7	0.6Dead+0.6Wind_Suction1
8	Live
9	Snow
10	Snow+Snow_Drift
11	Snow+Slide_Snow
12	Wind_Pressure1



Customer	Elbert Rentals	Job No	22-8706
Project	Building Expansion	Date	5/3/2022
Location	Newberg, OR 97132	Designed By	AC
Size	117 x 90 x 14.8 x 14.1	Checked By	

13 Wind_Suction1

=====
 22-8706 Roof Diagonal Bracing 4/29/22 3:57pm
 =====

PANEL SHEAR:

Length	Wind Calc	Seismic Calc	Limit
90.00	39.7	155.1	0.0

DIAGONAL BRACING:

Bay Id	Brace_Locate Start	End	Diag_Brace Type	Size	Part	Brace_Tension(k)				Max UC	KL/R
						Wind Calc	Wind Limit	Seismic Calc	Seismic Limit		
3	0.00	19.26	R	1.000	1 ROD	4.25	15.04	14.36	15.04	0.96	
	19.26	38.52	R	0.750	3/4 ROD	2.03	8.46	8.55	8.46	1.01	
	38.52	55.00	R	0.625	5/8 ROD	0.91	5.87	3.30	5.87	0.56	
	55.00	78.92	R	0.625	5/8 ROD	0.26	5.87	2.48	5.87	0.42	
	78.92	97.96	R	0.875	7/8 ROD	3.23	11.51	8.90	11.51	0.77	
	97.96	117.00	R	1.000	1 ROD	4.00	15.04	14.29	15.04	0.95	

=====
 22-8706 Sidewall Diagonal Bracing 4/29/22 3:57pm
 =====

PANEL SHEAR:

Wall Id	Base Length	Wind Calc	Seismic Calc	Limit
2	0.0	1000.0	1000.0	100.0
4	79.0	57.3	220.6	100.0

DIAGONAL BRACING:

Wall Id	Bay Id	Brace_Locate Bot	Top	Diag_Brace Type	Size	Part	Brace_Tension(k)				Max UC	KL/R
							Wind Calc	Wind Limit	Seismic Calc	Seismic Limit		
2	3	0.0	14.1	R	1.250	1 1/4ROD	4.79	23.50	25.00	28.20	0.89	
4	1	0.0	14.8	R	1.250	1 1/4ROD	4.92	23.50	25.28	28.20	0.90	

BOTTOM DIAGONAL BRACE REACTIONS:

Wall	Bay	Col	--Wind_Max(k)--	Seismic_Max(k)
------	-----	-----	------------------	-----------------

PLS	Customer	Elbert Rentals	Job No	22-8706
	Project	Building Expansion	Date	5/3/2022
	Location	Newberg, OR 97132	Designed By	AC
	Size	117 x 90 x 14.8 x 14.1	Checked By	

Id	Id	Id	Horz	Vert (+/-)	Horz	Vert (+/-)
2	3	3	-4.43	1.80	-15.06	6.11
2	3	4	4.43	1.80	15.06	6.11
4	1	1	-4.53	1.94	-15.10	6.47
4	1	2	4.53	1.94	15.10	6.47

LOAD COMBINATIONS:

1(Wind) - Dead+Collateral+Snow+0.6Wind_Long1
 9(Seismic) - 1.1Dead+1.1Collateral+0.7Seismic_Long

=====
 22-8706 Bracing Deflection 4/29/22 3:57pm
 =====

ROOF ATTACHMENT DEFLECTION:

Wall Id	Attach Locate	Deflection(in)		Span/Deflect			
		Wind	Seismic	----Wind---	---Seismic--	Calc	Limit
1	0.0	0.04	0.26	4445	60	692	65
1	19.3	0.08	0.44	2573	60	450	65
1	38.5	0.12	0.68	1768	60	319	65
1	55.0	0.15	0.81	1532	60	286	65
1	78.9	0.16	0.71	1300	60	293	65
1	98.0	0.11	0.53	1769	60	358	65
1	117.0	0.04	0.25	4365	60	668	65

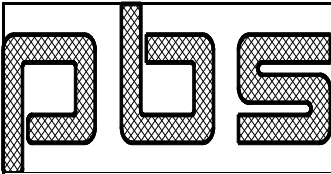
WALL DEFLECTION AT EAVE:

Wall Id	Wall Height	Deflection(in)		Span/Deflect			
		Wind	Seismic	----Wind---	---Seismic--	Calc	Limit
2	14.1	0.04	0.25	4365	60	668	65
4	14.8	0.04	0.26	4445	60	692	65

=====
 22-8706 Purlin Strut, Longitudinal Load 4/29/22 3:57pm
 =====

Surf Unbrace	Brace	Purl	Bay	Purlin	Load	-Axial(k)-	Moment(f-k)	-Axl+Mom-	Max	Max			
Id	Locate	Id	Id	Part	Id	Calc	Limit	Calc	Limit	Loc	UC	UC	KL/R
2	19.3	5	1	10Z12	1	0.76	13.72	-7.22	9.60	MidS	0.81	0.81	90

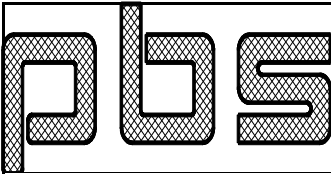
9.7



Customer	Elbert Rentals	Job No	22-8706
Project	Building Expansion	Date	5/3/2022
Location	Newberg, OR 97132	Designed By	AC
Size	117 x 90 x 14.8 x 14.1	Checked By	

9.7	2	-0.55	59.22	-7.22	9.60	MidS	0.74	0.75	90
9.7	3	0.76	13.72	-7.22	9.60	MidS	0.81	0.81	90
9.7	4	-0.55	59.22	-7.22	9.60	MidS	0.74	0.75	90
9.7	5	0.76	13.72	-7.22	9.60	MidS	0.81	0.81	90
9.7	6	-0.55	59.22	-7.22	9.60	MidS	0.74	0.75	90
9.7	7	0.76	13.72	1.11	9.60	MidS	0.17	0.17	90
9.7	8	-0.55	59.22	1.11	9.60	MidS	0.11	0.12	90
9.7	9	1.63	13.72	-3.12	9.60	MidS	0.44	0.44	90
9.7	10	1.21	13.72	-6.73	9.60	MidS	0.79	0.79	90
9.7	11	1.21	13.72	-7.66	9.60	MidS	0.89	0.89	90
9.7	12	1.21	13.72	-7.66	9.60	MidS	0.89	0.89	90
9.7	13	1.21	13.72	-7.66	9.60	MidS	0.89	0.89	90
9.7	14	1.63	13.72	-0.56	9.60	MidS	0.18	0.18	90

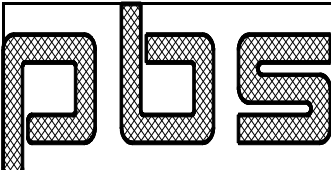
15.0	2	19.3	5	2	10Z14	1	0.76	4.18	5.72	7.40	RLap	0.96	0.96	131
15.0	2	-0.55	42.29			2	-0.55	42.29	5.72	7.40	RLap	0.76	0.77	131
15.0	3	0.76	4.18			3	0.76	4.18	5.72	7.40	RLap	0.96	0.96	131
15.0	4	-0.55	42.29			4	-0.55	42.29	5.72	7.40	RLap	0.76	0.77	131
15.0	5	0.76	4.18			5	0.76	4.18	5.72	7.40	RLap	0.96	0.96	131
15.0	6	-0.55	42.29			6	-0.55	42.29	5.72	7.40	RLap	0.76	0.77	131
15.0	7	0.76	4.18			7	0.76	4.18	-0.88	7.40	RLap	0.30	0.30	131
15.0	8	-0.55	42.29			8	-0.55	42.29	-0.88	7.40	RLap	0.11	0.12	131
15.0	#	3.11	4.18			9	3.11	4.18	2.48	7.40	RLap	1.08	1.08	131
15.0	#	2.31	4.18			10	2.31	4.18	5.33	7.40	RLap	1.27	1.27	131
15.0	#	2.31	4.18			11	2.31	4.18	6.07	7.40	RLap	1.37	1.37	131
15.0	#	2.31	4.18			12	2.31	4.18	6.07	7.40	RLap	1.37	1.37	131
15.0	#	2.31	4.18			13	2.31	4.18	6.07	7.40	RLap	1.37	1.37	131

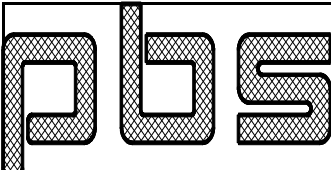


Customer	Elbert Rentals	Job No	22-8706
Project	Building Expansion	Date	5/3/2022
Location	Newberg, OR 97132	Designed By	AC
Size	117 x 90 x 14.8 x 14.1	Checked By	

15.0		14	3.11	4.18	0.44	7.40	RLap	0.80	0.80	131			
- Increase Purlin Gage ----													
2	19.3	5	2	10Z12	1	0.76	6.61	5.72	12.00	RLap	0.59	0.59	130
15.0		2	-0.55	59.22	5.72	12.00	RLap	0.47	0.48	130			
15.0		3	0.76	6.61	5.72	12.00	RLap	0.59	0.59	130			
15.0		4	-0.55	59.22	5.72	12.00	RLap	0.47	0.48	130			
15.0		5	0.76	6.61	5.72	12.00	RLap	0.59	0.59	130			
15.0		6	-0.55	59.22	5.72	12.00	RLap	0.47	0.48	130			
15.0		7	0.76	6.61	-0.88	12.00	RLap	0.19	0.19	130			
15.0		8	-0.55	59.22	-0.88	12.00	RLap	0.07	0.07	130			
15.0		9	3.11	6.61	2.48	12.00	RLap	0.68	0.68	130			
15.0		10	2.31	6.61	5.33	12.00	RLap	0.79	0.79	130			
15.0		11	2.31	6.61	6.07	12.00	RLap	0.86	0.86	130			
15.0		12	2.31	6.61	6.07	12.00	RLap	0.86	0.86	130			
15.0		13	2.31	6.61	6.07	12.00	RLap	0.86	0.86	130			
15.0		14	3.11	6.61	0.44	12.00	RLap	0.51	0.51	130			

2	19.3	5	3	10Z12	1	2.47	21.11	-7.22	11.40	MidS	0.75	0.75	90
7.3					2	2.98	21.11	-7.22	11.40	MidS	0.77	0.77	90
7.3					3	2.47	21.11	-7.22	11.40	MidS	0.75	0.75	90
7.3					4	2.98	21.11	-7.22	11.40	MidS	0.77	0.77	90
7.3					5	2.47	21.11	-7.22	11.40	MidS	0.75	0.75	90
7.3					6	2.98	21.11	-7.22	11.40	MidS	0.77	0.77	90
7.3					7	2.47	21.11	1.11	11.40	MidS	0.21	0.21	90
7.3					8	2.98	21.11	1.11	11.40	MidS	0.24	0.24	90
7.3					9	11.79	21.11	-3.13	11.40	MidS	0.83	0.83	90
7.3					10	8.76	21.11	-6.73	11.40	MidS	1.01	1.01	90

	Customer	Elbert Rentals				Job No	22-8706							
	Project	Building Expansion				Date	5/3/2022							
	Location	Newberg, OR 97132				Designed By	AC							
	Size	117 x 90 x 14.8 x 14.1				Checked By								
7.3	#	11	8.76	21.11	-7.66	11.40	MidS	1.09	1.09	90				
7.3	#	12	8.76	21.11	-7.66	11.40	MidS	1.09	1.09	90				
7.3	#	13	8.76	21.11	-7.66	11.40	MidS	1.09	1.09	90				
7.3	#	14	11.79	21.11	-0.56	11.40	MidS	0.61	0.61	90				
7.3	- Added Purlin Strut -----													
6.0	2	19.3	5	3	10Z16	1	0.90	9.98	0.09	90				
6.0						2	1.08	9.98	0.11	90				
6.0						3	0.90	9.98	0.09	90				
6.0						4	1.08	9.98	0.11	90				
6.0						5	0.90	9.98	0.09	90				
6.0						6	1.08	9.98	0.11	90				
6.0						7	0.90	9.98	0.09	90				
6.0						8	1.08	9.98	0.11	90				
6.0						9	4.29	9.98	0.43	90				
6.0						10	3.18	9.98	0.32	90				
6.0						11	3.18	9.98	0.32	90				
6.0						12	3.18	9.98	0.32	90				
6.0						13	3.18	9.98	0.32	90				
6.0						14	4.29	9.98	0.43	90				
6.0	- Purlin With Added Strut -													
7.3	2	19.3	5	3	10Z12	1	1.57	21.11	-7.22	11.40	MidS	0.71	0.71	90
7.3						2	1.90	21.11	-7.22	11.40	MidS	0.72	0.72	90
7.3						3	1.57	21.11	-7.22	11.40	MidS	0.71	0.71	90
7.3						4	1.90	21.11	-7.22	11.40	MidS	0.72	0.72	90
7.3						5	1.57	21.11	-7.22	11.40	MidS	0.71	0.71	90
7.3						6	1.90	21.11	-7.22	11.40	MidS	0.72	0.72	90
7.3						7	1.57	21.11	1.11	11.40	MidS	0.17	0.17	90
7.3						8	1.90	21.11	1.11	11.40	MidS	0.19	0.19	90

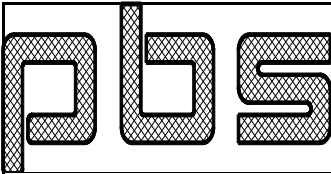


Customer	Elbert Rentals	Job No	22-8706
Project	Building Expansion	Date	5/3/2022
Location	Newberg, OR 97132	Designed By	AC
Size	117 x 90 x 14.8 x 14.1	Checked By	

7.3				9	7.50	21.11	-3.13	11.40	MidS	0.63	0.63	90
7.3				10	5.57	21.11	-6.73	11.40	MidS	0.85	0.85	90
7.3				11	5.57	21.11	-7.66	11.40	MidS	0.94	0.94	90
7.3				12	5.57	21.11	-7.66	11.40	MidS	0.94	0.94	90
7.3				13	5.57	21.11	-7.66	11.40	MidS	0.94	0.94	90
7.3				14	7.50	21.11	-0.56	11.40	MidS	0.40	0.40	90

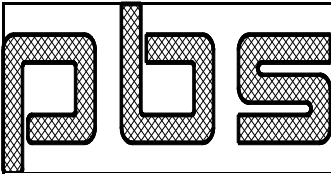
2	38.5	10	1	10Z12	1	0.91	13.72	-7.22	9.60	MidS	0.82	0.82	90
9.7					2	-0.66	59.22	-7.22	9.60	MidS	0.74	0.75	90
9.7					3	0.91	13.72	-7.22	9.60	MidS	0.82	0.82	90
9.7					4	-0.66	59.22	-7.22	9.60	MidS	0.74	0.75	90
9.7					5	0.91	13.72	-7.22	9.60	MidS	0.82	0.82	90
9.7					6	-0.66	59.22	-7.22	9.60	MidS	0.74	0.75	90
9.7					7	0.91	13.72	1.11	9.60	MidS	0.18	0.18	90
9.7					8	-0.66	59.22	1.11	9.60	MidS	0.10	0.12	90
9.7					9	1.55	13.72	-3.12	9.60	MidS	0.44	0.44	90
9.7					10	1.15	13.72	-6.73	9.60	MidS	0.78	0.78	90
9.7					11	1.15	13.72	-7.66	9.60	MidS	0.88	0.88	90
9.7					12	1.15	13.72	-7.66	9.60	MidS	0.88	0.88	90
9.7					13	1.15	13.72	-7.66	9.60	MidS	0.88	0.88	90
9.7					14	1.55	13.72	-0.56	9.60	MidS	0.17	0.17	90

2	38.5	10	2	10Z14	1	0.91	4.18	5.72	7.40	RLap	0.99	0.99	131
15.0					2	-0.66	42.29	5.72	7.40	RLap	0.76	0.77	131
15.0					3	0.91	4.18	5.72	7.40	RLap	0.99	0.99	131
15.0					4	-0.66	42.29	5.72	7.40	RLap	0.76	0.77	131
15.0					5	0.91	4.18	5.72	7.40	RLap	0.99	0.99	131



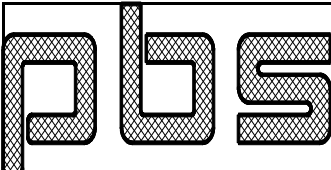
Customer	Elbert Rentals	Job No	22-8706
Project	Building Expansion	Date	5/3/2022
Location	Newberg, OR 97132	Designed By	AC
Size	117 x 90 x 14.8 x 14.1	Checked By	

15.0				2	-0.30	42.29	4.44	7.40	RLap	0.59	0.60	131	
15.0				3	0.41	4.18	4.44	7.40	RLap	0.70	0.70	131	
15.0				4	-0.30	42.29	4.44	7.40	RLap	0.59	0.60	131	
15.0				5	0.41	4.18	4.44	7.40	RLap	0.70	0.70	131	
15.0				6	-0.30	42.29	4.44	7.40	RLap	0.59	0.60	131	
15.0				7	0.41	4.18	-0.68	7.40	RLap	0.19	0.19	131	
15.0				8	-0.30	42.29	-0.68	7.40	RLap	0.09	0.09	131	
15.0				9	1.63	4.18	1.92	7.40	RLap	0.65	0.65	131	
15.0				10	1.21	4.18	4.14	7.40	RLap	0.85	0.85	131	
15.0				11	1.21	4.18	4.71	7.40	RLap	0.93	0.93	131	
15.0				12	1.21	4.18	4.71	7.40	RLap	0.93	0.93	131	
15.0				13	1.21	4.18	4.71	7.40	RLap	0.93	0.93	131	
15.0				14	1.63	4.18	0.34	7.40	RLap	0.44	0.44	131	
15.0													
7.3	55.0	14	3	10Z12	1	0.58	21.11	-5.61	11.40	MidS	0.52	0.52	90
7.3					2	0.23	21.11	-5.61	11.40	MidS	0.50	0.50	90
7.3					3	0.58	21.11	-5.61	11.40	MidS	0.52	0.52	90
7.3					4	0.23	21.11	-5.61	11.40	MidS	0.50	0.50	90
7.3					5	0.58	21.11	-5.61	11.40	MidS	0.52	0.52	90
7.3					6	0.23	21.11	-5.61	11.40	MidS	0.50	0.50	90
7.3					7	0.58	21.11	0.86	11.40	MidS	0.10	0.10	90
7.3					8	0.23	21.11	0.86	11.40	MidS	0.09	0.09	90
7.3					9	2.46	21.11	-2.43	11.40	MidS	0.33	0.33	90
7.3					10	1.82	21.11	-5.23	11.40	MidS	0.55	0.55	90
7.3					11	1.82	21.11	-5.95	11.40	MidS	0.61	0.61	90
7.3					12	1.82	21.11	-5.95	11.40	MidS	0.61	0.61	90
7.3					13	1.82	21.11	-5.95	11.40	MidS	0.61	0.61	90
7.3					14	2.46	21.11	-0.43	11.40	MidS	0.15	0.15	90



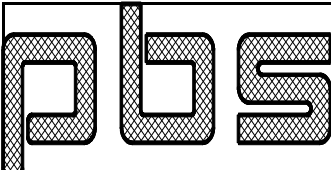
Customer	Elbert Rentals	Job No	22-8706
Project	Building Expansion	Date	5/3/2022
Location	Newberg, OR 97132	Designed By	AC
Size	117 x 90 x 14.8 x 14.1	Checked By	

Surf Unbrace Id Minor	Brace Locate	Purl Id	Bay Id	Purlin Part	Load Id	-Axial(k) Calc	- Limit	Moment(f-k) Calc	- Limit	-Axl+Mom- Loc	UC	Max UC	Max KL/R
3	55.0	1	1	10Z12	1	0.41	13.72	-5.57	9.60	MidS	0.61	0.61	90
9.7					2	-0.30	59.22	-5.57	9.60	MidS	0.57	0.58	90
9.7					3	0.41	13.72	-5.57	9.60	MidS	0.61	0.61	90
9.7					4	-0.30	59.22	-5.57	9.60	MidS	0.57	0.58	90
9.7					5	0.41	13.72	-5.57	9.60	MidS	0.61	0.61	90
9.7					6	-0.30	59.22	-5.57	9.60	MidS	0.57	0.58	90
9.7					7	0.41	13.72	0.85	9.60	MidS	0.12	0.12	90
9.7					8	-0.30	59.22	0.85	9.60	MidS	0.08	0.09	90
9.7					9	0.86	13.72	-2.41	9.60	MidS	0.31	0.31	90
9.7					10	0.64	13.72	-5.19	9.60	MidS	0.59	0.59	90
9.7					11	0.64	13.72	-5.90	9.60	MidS	0.66	0.66	90
9.7					12	0.64	13.72	-5.90	9.60	MidS	0.66	0.66	90
9.7					13	0.64	13.72	-5.90	9.60	MidS	0.66	0.66	90
9.7					14	0.86	13.72	-0.43	9.60	MidS	0.11	0.11	90
3	55.0	1	2	10Z14	1	0.41	4.18	4.41	7.40	RLap	0.70	0.70	131
15.0					2	-0.30	42.29	4.41	7.40	RLap	0.59	0.60	131
15.0					3	0.41	4.18	4.41	7.40	RLap	0.70	0.70	131
15.0					4	-0.30	42.29	4.41	7.40	RLap	0.59	0.60	131
15.0					5	0.41	4.18	4.41	7.40	RLap	0.70	0.70	131
15.0					6	-0.30	42.29	4.41	7.40	RLap	0.59	0.60	131
15.0					7	0.41	4.18	-0.68	7.40	RLap	0.19	0.19	131
15.0					8	-0.30	42.29	-0.68	7.40	RLap	0.08	0.09	131
15.0					9	1.63	4.18	1.91	7.40	RLap	0.65	0.65	131
15.0					10	1.21	4.18	4.11	7.40	RLap	0.85	0.85	131



Customer	Elbert Rentals	Job No	22-8706
Project	Building Expansion	Date	5/3/2022
Location	Newberg, OR 97132	Designed By	AC
Size	117 x 90 x 14.8 x 14.1	Checked By	

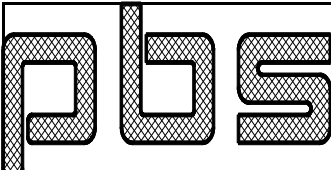
15.0				11	1.21	4.18	4.68	7.40	RLap	0.92	0.92	131	
15.0				12	1.21	4.18	4.68	7.40	RLap	0.92	0.92	131	
15.0				13	1.21	4.18	4.68	7.40	RLap	0.92	0.92	131	
15.0				14	1.63	4.18	0.34	7.40	RLap	0.44	0.44	131	
15.0													
3	55.0	1	3	10Z12	1	0.58	21.11	-5.57	11.40	MidS	0.52	0.52	90
7.3					2	0.23	21.11	-5.57	11.40	MidS	0.50	0.50	90
7.3					3	0.58	21.11	-5.57	11.40	MidS	0.52	0.52	90
7.3					4	0.23	21.11	-5.57	11.40	MidS	0.50	0.50	90
7.3					5	0.58	21.11	-5.57	11.40	MidS	0.52	0.52	90
7.3					6	0.23	21.11	-5.57	11.40	MidS	0.50	0.50	90
7.3					7	0.58	21.11	0.85	11.40	MidS	0.10	0.10	90
7.3					8	0.23	21.11	0.85	11.40	MidS	0.09	0.09	90
7.3					9	2.46	21.11	-2.41	11.40	MidS	0.33	0.33	90
7.3					10	1.82	21.11	-5.19	11.40	MidS	0.54	0.54	90
7.3					11	1.82	21.11	-5.90	11.40	MidS	0.60	0.60	90
7.3					12	1.82	21.11	-5.90	11.40	MidS	0.60	0.60	90
7.3					13	1.82	21.11	-5.90	11.40	MidS	0.60	0.60	90
7.3					14	2.46	21.11	-0.43	11.40	MidS	0.15	0.15	90
7.3													
3	78.9	7	1	10Z12	1	1.00	13.72	-7.14	9.60	MidS	0.82	0.82	90
9.7					2	-0.72	59.22	-7.14	9.60	MidS	0.73	0.74	90
9.7					3	1.00	13.72	-7.14	9.60	MidS	0.82	0.82	90
9.7					4	-0.72	59.22	-7.14	9.60	MidS	0.73	0.74	90
9.7					5	1.00	13.72	-7.14	9.60	MidS	0.82	0.82	90
9.7					6	-0.72	59.22	-7.14	9.60	MidS	0.73	0.74	90
9.7					7	1.00	13.72	1.09	9.60	MidS	0.19	0.19	90
9.7					8	-0.72	59.22	1.09	9.60	MidS	0.10	0.11	90
9.7					9	1.84	13.72	-3.09	9.60	MidS	0.46	0.46	90



Customer	Elbert Rentals	Job No	22-8706
Project	Building Expansion	Date	5/3/2022
Location	Newberg, OR 97132	Designed By	AC
Size	117 x 90 x 14.8 x 14.1	Checked By	

15.0	7	1.00	6.61	-0.87	12.00	RLap	0.22	0.22	130
15.0	8	-0.72	59.22	-0.87	12.00	RLap	0.07	0.07	130
15.0	9	3.50	6.61	2.45	12.00	RLap	0.73	0.73	130
15.0	10	2.60	6.61	5.27	12.00	RLap	0.83	0.83	130
15.0	11	2.60	6.61	6.00	12.00	RLap	0.89	0.89	130
15.0	12	2.60	6.61	6.00	12.00	RLap	0.89	0.89	130
15.0	13	2.60	6.61	6.00	12.00	RLap	0.89	0.89	130
15.0	14	3.50	6.61	0.44	12.00	RLap	0.57	0.57	130

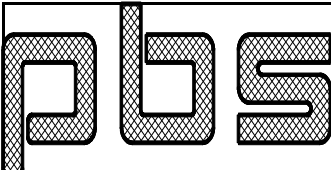
7.3	3	78.9	7	3	10Z12	1	1.37	21.11	-7.14	11.40	MidS	0.69	0.69	90
7.3						2	2.47	21.11	-7.14	11.40	MidS	0.74	0.74	90
7.3						3	1.37	21.11	-7.14	11.40	MidS	0.69	0.69	90
7.3						4	2.47	21.11	-7.14	11.40	MidS	0.74	0.74	90
7.3						5	1.37	21.11	-7.14	11.40	MidS	0.69	0.69	90
7.3						6	2.47	21.11	-7.14	11.40	MidS	0.74	0.74	90
7.3						7	1.37	21.11	1.09	11.40	MidS	0.16	0.16	90
7.3						8	2.47	21.11	1.09	11.40	MidS	0.21	0.21	90
7.3						9	7.18	21.11	-3.09	11.40	MidS	0.61	0.61	90
7.3						10	5.33	21.11	-6.66	11.40	MidS	0.84	0.84	90
7.3						11	5.33	21.11	-7.57	11.40	MidS	0.92	0.92	90
7.3						12	5.33	21.11	-7.57	11.40	MidS	0.92	0.92	90
7.3						13	5.33	21.11	-7.57	11.40	MidS	0.92	0.92	90
7.3						14	7.18	21.11	-0.55	11.40	MidS	0.39	0.39	90
9.7	3	98.0	12	1	10Z12	1	0.74	13.72	-7.14	9.60	MidS	0.80	0.80	90
9.7						2	-0.54	59.22	-7.14	9.60	MidS	0.73	0.74	90
9.7						3	0.74	13.72	-7.14	9.60	MidS	0.80	0.80	90
9.7						4	-0.54	59.22	-7.14	9.60	MidS	0.73	0.74	90



Customer	Elbert Rentals	Job No	22-8706
Project	Building Expansion	Date	5/3/2022
Location	Newberg, OR 97132	Designed By	AC
Size	117 x 90 x 14.8 x 14.1	Checked By	

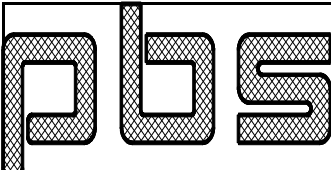
15.0											
	3	0.74	6.61	5.65	12.00	RLap	0.58	0.58	130		
15.0											
	4	-0.54	59.22	5.65	12.00	RLap	0.46	0.47	130		
15.0											
	5	0.74	6.61	5.65	12.00	RLap	0.58	0.58	130		
15.0											
	6	-0.54	59.22	5.65	12.00	RLap	0.46	0.47	130		
15.0											
	7	0.74	6.61	-0.87	12.00	RLap	0.18	0.18	130		
15.0											
	8	-0.54	59.22	-0.87	12.00	RLap	0.07	0.07	130		
15.0											
	9	3.07	6.61	2.45	12.00	RLap	0.67	0.67	130		
15.0											
	10	2.28	6.61	5.27	12.00	RLap	0.79	0.79	130		
15.0											
	11	2.28	6.61	6.00	12.00	RLap	0.85	0.85	130		
15.0											
	12	2.28	6.61	6.00	12.00	RLap	0.85	0.85	130		
15.0											
	13	2.28	6.61	6.00	12.00	RLap	0.85	0.85	130		
15.0											
	14	3.07	6.61	0.44	12.00	RLap	0.50	0.50	130		
15.0											

	3	98.0	12	3	10Z12	1	3.36	21.11	-7.14	11.40	MidS	0.79	0.79	90
7.3														
						2	2.73	21.11	-7.14	11.40	MidS	0.76	0.76	90
7.3														
						3	3.36	21.11	-7.14	11.40	MidS	0.79	0.79	90
7.3														
						4	2.73	21.11	-7.14	11.40	MidS	0.76	0.76	90
7.3														
						5	3.36	21.11	-7.14	11.40	MidS	0.79	0.79	90
7.3														
						6	2.73	21.11	-7.14	11.40	MidS	0.76	0.76	90
7.3														
						7	3.36	21.11	1.09	11.40	MidS	0.26	0.26	90
7.3														
						8	2.73	21.11	1.09	11.40	MidS	0.23	0.23	90
7.3														
						9	12.05	21.11	-3.09	11.40	MidS	0.84	0.84	90
7.3														
						10	8.95	21.11	-6.66	11.40	MidS	1.01	1.01	90
7.3														
#						11	8.95	21.11	-7.57	11.40	MidS	1.09	1.09	90
7.3														
#						12	8.95	21.11	-7.57	11.40	MidS	1.09	1.09	90
7.3														
#						13	8.95	21.11	-7.57	11.40	MidS	1.09	1.09	90



Customer	Elbert Rentals	Job No	22-8706
Project	Building Expansion	Date	5/3/2022
Location	Newberg, OR 97132	Designed By	AC
Size	117 x 90 x 14.8 x 14.1	Checked By	

7.3		14	12.05	21.11	-0.55	11.40	MidS	0.62	0.62	90
7.3										
	- Added Purlin Strut -----									
	3 98.0 12 3 10Z16	1	1.22	9.98				0.12		90
6.0		2	0.99	9.98				0.10		90
6.0		3	1.22	9.98				0.12		90
6.0		4	0.99	9.98				0.10		90
6.0		5	1.22	9.98				0.12		90
6.0		6	0.99	9.98				0.10		90
6.0		7	1.22	9.98				0.12		90
6.0		8	0.99	9.98				0.10		90
6.0		9	4.38	9.98				0.44		90
6.0		10	3.26	9.98				0.33		90
6.0		11	3.26	9.98				0.33		90
6.0		12	3.26	9.98				0.33		90
6.0		13	3.26	9.98				0.33		90
6.0		14	4.38	9.98				0.44		90
6.0										
	- Purlin With Added Strut -									
	3 98.0 12 3 10Z12	1	2.14	21.11	-7.14	11.40	MidS	0.73	0.73	90
7.3		2	1.74	21.11	-7.14	11.40	MidS	0.71	0.71	90
7.3		3	2.14	21.11	-7.14	11.40	MidS	0.73	0.73	90
7.3		4	1.74	21.11	-7.14	11.40	MidS	0.71	0.71	90
7.3		5	2.14	21.11	-7.14	11.40	MidS	0.73	0.73	90
7.3		6	1.74	21.11	-7.14	11.40	MidS	0.71	0.71	90
7.3		7	2.14	21.11	1.09	11.40	MidS	0.20	0.20	90
7.3		8	1.74	21.11	1.09	11.40	MidS	0.18	0.18	90
7.3		9	7.66	21.11	-3.09	11.40	MidS	0.63	0.63	90
7.3		10	5.69	21.11	-6.66	11.40	MidS	0.85	0.85	90
7.3		11	5.69	21.11	-7.57	11.40	MidS	0.93	0.93	90



Customer	Elbert Rentals	Job No	22-8706
Project	Building Expansion	Date	5/3/2022
Location	Newberg, OR 97132	Designed By	AC
Size	117 x 90 x 14.8 x 14.1	Checked By	

7.3		12	5.69	21.11	-7.57	11.40	MidS	0.93	0.93	90
7.3		13	5.69	21.11	-7.57	11.40	MidS	0.93	0.93	90
7.3		14	7.66	21.11	-0.55	11.40	MidS	0.41	0.41	90
7.3										

=====
 22-8706 Eave Strut, Longitudinal Load(Wall 2) 4/29/22 3:57pm
 =====

Wall Id	Bay Id	Eave Part	Bay Width (ft)	Load Id	-Axial_Calc- Wind (k)	-Axial_Calc- Seis (k)	Axial Limit (k)	Max UC	Max KL/r
2	1	10GS14-1	30.00	9	0.47	1.54	25.37	0.06	0
2	2	10GS14-1	30.00	9	0.47	2.98	25.37	0.12	0
2	3	10GS12-1	30.00	9	2.71	15.18	44.19	0.34	0
- Added Purlin Strut ----									
2	3	10Z16	30.00	9	1.39	7.77	12.03	0.65	

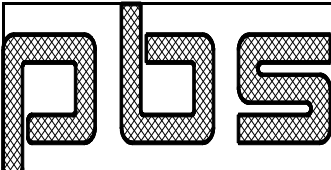
=====
 22-8706 Eave Strut, Longitudinal Load(Wall 4) 4/29/22 3:57pm
 =====

Wall Id	Bay Id	Eave Part	Bay Width (ft)	Load Id	-Axial_Calc- Wind (k)	-Axial_Calc- Seis (k)	Axial Limit (k)	Max UC	Max KL/r
4	3	10GS14-1	30.00	9	0.50	1.58	25.37	0.06	0
4	2	10GS14-1	30.00	9	0.50	3.04	25.37	0.12	0
4	1	10GS12-1	30.00	9	2.76	15.27	44.19	0.35	0
- Added Purlin Strut ----									
4	1	10Z16	30.00	9	1.41	7.82	12.03	0.65	

=====
 22-8706 Strut Bolts 4/29/22 3:57pm
 =====

RAFTER CONNECTION:

Location	Purlin	Back_SW Eave Strut	Front_SW Eave Strut
Left	EW	Welded Clip	Direct Bolt
		Direct Bolt	Direct Bolt



Customer	Elbert Rentals	Job No	22-8706
Project	Building Expansion	Date	5/3/2022
Location	Newberg, OR 97132	Designed By	AC
Size	117 x 90 x 14.8 x 14.1	Checked By	

RF Welded Clip Direct Bolt Direct Bolt

EAVE STRUTS:

Wall Id	Frm_Line Id	Type	----Bolt_Selected----				---Bolt_Capacity(k)---				Dt_Bolt Id
			No.	Type	Dia	Wshr	Calc	Shear	Bear	Ratio	
2	1	EW	2	GR_5	0.500	1	1.54	10.60	4.38	0.35	77
2	2	RF	2	GR_5	0.500	1	2.98	10.60	4.38	0.68	77
2	3	RF	4	GR_5	0.500	2 ##	15.18	21.21	16.35	0.93	78
2	4	RF	4	GR_5	0.500	2 ##	15.18	21.21	16.35	0.93	78
4	1	EW	2	GR_5	0.500	1	1.58	10.60	4.38	0.36	77
4	2	RF	2	GR_5	0.500	1	3.04	10.60	4.38	0.69	77
4	3	RF	4	GR_5	0.500	2 ##	15.27	21.21	16.35	0.93	78
4	4	RF	4	GR_5	0.500	2 ##	15.27	21.21	16.35	0.93	78

PURLIN STRUTS AT EAVE:

Surf Id	Frm_Line Id	Bay Id	Brace Loc	----Bolt_Selected----				Load Id	---Bolt_Capacity(k)---				Dt_Bolt Id
				No.	Type	Dia	Wshr		Calc	Shear	Bear	Ratio	
3	3	RF	117.00	4	GR_5	0.500	2 ##	1	7.77	21.21	9.35	0.83	72
3	4	RF	117.00	4	GR_5	0.500	2 ##	1	7.77	21.21	9.35	0.83	72
2	3	RF	0.00	4	GR_5	0.500	2 ##	1	7.82	21.21	9.35	0.84	72
2	4	RF	0.00	4	GR_5	0.500	2 ##	1	7.82	21.21	9.35	0.84	72

PURLINS:

Surf Id	Frm_Line Id	Type	Brace Loc	----Bolt_Selected----				-----Bolt_Capacity(k)-----				Dt_Bolt Id	
				No.	Type	Dia	Wshr	---Shear---	---Bearing---	Ratio			
								Calc	Limit	Calc	Limit		
2	1	EW	19.26	2	GR_5	0.500	1	0.76	10.60	0.76	6.13	0.12	71
2	2	RF	19.26	2	GR_5	0.500	1	1.63	10.60	1.63	6.13	0.27	71
2	3	RF	19.26	2	GR_5	0.500	2 ##	8.81	10.60	6.55	8.18	0.83	72
2	4	RF	19.26	2	GR_5	0.500	2 ##	7.68	10.60	7.50	8.18	0.92	72
2	1	EW	38.52	2	GR_5	0.500	1	0.91	10.60	0.91	6.13	0.15	71
2	2	RF	38.52	2	GR_5	0.500	1	1.55	10.60	1.55	6.13	0.25	71
2	3	RF	38.52	2	GR_5	0.500	1	7.19	10.60	5.81	6.13	0.95	71
2	4	RF	38.52	2	GR_5	0.500	2 ##	7.19	10.60	7.19	8.18	0.88	72
2	1	EW	55.00	2	GR_5	0.500	1	0.41	10.60	0.41	6.13	0.07	71
2	2	RF	55.00	2	GR_5	0.500	1	0.86	10.60	0.86	4.38	0.20	71
2	3	RF	55.00	2	GR_5	0.500	1	2.46	10.60	1.63	4.38	0.37	71
2	4	RF	55.00	2	GR_5	0.500	1	2.46	10.60	2.46	6.13	0.40	71
3	1	EW	55.00	2	GR_5	0.500	1	0.41	10.60	0.41	6.13	0.07	71
3	2	RF	55.00	2	GR_5	0.500	1	0.86	10.60	0.86	4.38	0.20	71
3	3	RF	55.00	2	GR_5	0.500	1	2.46	10.60	1.63	4.38	0.37	71
3	4	RF	55.00	2	GR_5	0.500	1	2.46	10.60	2.46	6.13	0.40	71
3	1	EW	78.92	2	GR_5	0.500	1	1.00	10.60	1.00	6.13	0.16	71
3	2	RF	78.92	2	GR_5	0.500	1	1.84	10.60	1.84	6.13	0.30	71
3	3	RF	78.92	2	GR_5	0.500	1	7.59	10.60	5.52	6.13	0.90	71
3	4	RF	78.92	2	GR_5	0.500	2 ##	7.59	10.60	7.18	8.18	0.88	72
3	1	EW	97.96	2	GR_5	0.500	1	0.74	10.60	0.74	6.13	0.12	71
3	2	RF	97.96	2	GR_5	0.500	1	1.61	10.60	1.61	6.13	0.26	71

PLS	Customer	Elbert Rentals	Job No	22-8706
	Project	Building Expansion	Date	5/3/2022
	Location	Newberg, OR 97132	Designed By	AC
	Size	117 x 90 x 14.8 x 14.1	Checked By	

2	1	STANDARD	2H	4.38	4.00	2	N	DL2424-2HST01
2	2	STANDARD	2H	4.38	4.00	2	N	DL2424-2HST01
2	7	STANDARD	2H	4.38	4.00	2	N	DL2424-2HST01
2	8	STANDARD	2H	4.38	4.00	2	N	DL2424-2HST01
2	11	STANDARD	2H	4.38	4.00	2	N	DL2424-2HST01
2	12	STANDARD	2H	4.38	4.00	2	N	DL2424-2HST01
2	15	STANDARD	2H	4.38	4.00	2	N	DL2424-2HST01

3	1	STANDARD	2H	4.38	4.00	2	N	DL2424-2HST01
3	2	STANDARD	2H	4.38	4.00	2	N	DL2424-2HST01
3	9	STANDARD	2H	4.38	4.00	2	N	DL2424-2HST01
3	10	STANDARD	2H	4.38	4.00	2	N	DL2424-2HST01
3	13	STANDARD	2H	4.38	4.00	2	N	DL2424-2HST01
3	14	STANDARD	2H	4.38	4.00	2	N	DL2424-2HST01
3	15	STANDARD	2H	4.38	4.00	2	N	DL2424-2HST01

STANDING SEAM STRENGTH:

Surf Id	Zone Id	Panel Calc	Panel Limit	UC	Clip Calc	Clip Limit	UC
2	1	11.21	51.24	0.22	0.09	0.42	0.21
2	2	19.50	51.24	0.38	0.15	0.42	0.36
2	7	35.08	51.24	0.68	0.27	0.42	0.64
2	8	35.08	51.24	0.68	0.27	0.42	0.64
2	11	35.08	51.24	0.68	0.27	0.42	0.64
2	12	35.08	51.24	0.68	0.27	0.42	0.64
2	15	25.78	51.24	0.50	0.20	0.42	0.47

3	1	11.21	51.64	0.22	0.09	0.42	0.20
3	2	19.50	51.64	0.38	0.15	0.42	0.35
3	9	35.08	51.64	0.68	0.27	0.42	0.64
3	10	35.08	51.64	0.68	0.27	0.42	0.64
3	13	35.08	51.64	0.68	0.27	0.42	0.64
3	14	35.08	51.64	0.68	0.27	0.42	0.64
3	15	25.78	51.64	0.50	0.20	0.42	0.47

BASE SCREWS:

Part	Dia (in)	Washer (in)	Limit (k)
T3125PTW	0.21	0.50	2.80

BASE SCREW CHECK:

Wall Id	Base Length (ft)	Screw Space (ft)	Force/Wind (k)	Force/Seis (k)	Shear Limit (k)	Max UC
2	0.00					Base Shear Not Available
4	79.00	1.00	0.057	0.218	0.335	Panel Shear Not Used

=====

PLS	Customer	Elbert Rentals	Job No	22-8706
	Project	Building Expansion	Date	5/3/2022
	Location	Newberg, OR 97132	Designed By	AC
	Size	117 x 90 x 14.8 x 14.1	Checked By	

22-8706

Weight Summary

4/29/22 3:57pm

```

=====
Roof Purlins           = 16837.20
Eave Struts            =   995.40
Struts                 =   420.00
Roof Bracing          =   785.51
Wall Bracing           =   542.97
                       -----
Total                  = 19581.09
=====

```

22-8706

Warning Summary

4/29/22 3:57pm

```

=====
.. No Warnings
=====

```

PLS	Customer	Elbert Rentals	Job No	22-8706
	Project	Building Expansion	Date	5/3/2022
	Location	Newberg, OR 97132	Designed By	AC
	Size	117 x 90 x 14.8 x 14.1	Checked By	

=====

22-8706 Wall 2 - Design Code 4/29/22 3:58pm

=====

STRUCTURAL CODE:

Design Basis : WS - Working Stress
Hot Rolled Steel : AISC16
Cold Formed Steel : NAUS16

BUILDING CODE:

Wind Code : OSSC 19 (IBC 18)
Seismic Zone : D

MODULUS OF ELASTICITY:

Hot Rolled Steel : 29000 (ksi)
Cold Formed Steel : 29500 (ksi)

=====

22-8706 Wall 2 - Bypass Girt Layout 4/29/22 3:58pm

=====

GIRT LAYOUT:

Locate	Des Id	Bay Id	Part	Bay_Offset		Design Length	---Extend---		Weight	----Max_Load---			
				Start	End		Left	Right		Id	UC	Report	Rot
4.00	1	1	8Z16	0.00	6.67	6.00	0.00	0.00	17.3	WP	0.03	Shear	D
	2	1	8Z16	22.67	24.00	0.67	0.00	0.00	1.9	WS	0.00	Deflect	D
	3	1	8Z16	24.00	28.00	3.83	0.00	0.00	11.0	WP	0.02	Shear	D
	4	1	8Z16	28.00	30.00	1.67	0.00	0.00	4.8	WS	0.16	Mom+Shr	D
		2	8Z16	0.00	3.50	3.17	0.00	0.00	9.1	WP	0.12	Moment	D
	5	2	8Z16	15.50	30.00	14.17	0.00	1.00	43.7	WP	0.32	Moment	D
		3	8Z16	0.00	29.00	29.00	1.00	0.00	86.4	WS	0.50	Moment	D
8.00	6	1	8Z16	0.00	6.67	6.00	0.00	0.00	17.3	WS	0.05	Shear	D
	7	1	8Z16	22.67	30.00	7.00	0.00	0.00	20.2	WP	0.33	Moment	D
		2	8Z16	0.00	3.50	3.17	0.00	0.00	9.1	WS	0.33	Mom+Shr	D
	8	2	8Z16	15.50	30.00	14.17	0.00	1.00	43.7	WP	0.72	Moment	D
		3	8Z16	0.00	29.00	29.00	1.00	0.00	86.4	WS	0.82	Moment	D
12.00	9	1	8Z16	0.00	6.67	6.00	0.00	0.00	17.3	WP	0.03	Shear	D
	10	1	8Z16	22.67	30.00	7.00	0.00	0.00	20.2	WP	0.12	Moment	D
		2	8Z16	0.00	3.50	3.17	0.00	0.00	9.1	WS	0.13	Mom+Shr	D
	11	2	8Z16	15.50	30.00	14.17	0.00	1.00	43.7	WP	0.46	Moment	D
		3	8Z16	0.00	29.00	29.00	1.00	0.00	86.4	WS	0.54	Moment	D

WP - 0.6Wind_Pressure
WS - 0.6Wind_Suction

PLS	Customer	Elbert Rentals	Job No	22-8706
	Project	Building Expansion	Date	5/3/2022
	Location	Newberg, OR 97132	Designed By	AC
	Size	117 x 90 x 14.8 x 14.1	Checked By	

GIRT INSIDE FLANGE BRACE:

```

-----
No. _Brace/Bay
  1   2   3
-----
  2   2   2

```

```

=====
22-8706           Wall 2 - Girt Design 1 (Locate 4.00)      4/29/22  3:58pm
=====

```

GIRT LAYOUT:

Bay Id	Part	Locate	Design Length	--Lap(ft)--		Load Width	No. Brace	Weight	Available Reduction Factor	
				Left	Right				Out	In
1	8Z16	4.0000	6.00			2.25	0	17.3	0.00	0.65
								17.3		

LOAD ID - 0.6Wind_Pressure:

GIRT ACTIONS:

Bay Id	-----Shear(k)-----				-----Moment(f-k)-----					
	Left Sup	Left Lap	Right Lap	Right Sup	Left Sup	Left Lap	Mid-Span Mom	Right Loc	Right Lap	Right Sup
1	0.06			-0.06	0.00		-0.10	3.00		0.00

STRENGTH/DEFLECTION:

Bay Id	-----Shear(k)-----				-----Moment(f-k)-----				-Mom+Shr-		Deflect(in)	
	Loc	Calc	Limit	UC	Loc	Calc	Limit	UC	Loc	UC	Calc	Limit
1	LSup	0.06	2.56	0.03	MidS	-0.10	4.37	0.02	LLap	0.02	0.00	

LOAD ID - 0.6Wind_Suction:

GIRT ACTIONS:

Bay Id	-----Shear(k)-----				-----Moment(f-k)-----					
	Left Sup	Left Lap	Right Lap	Right Sup	Left Sup	Left Lap	Mid-Span Mom	Right Loc	Right Lap	Right Sup
1	-0.07			0.07	0.00		0.11	3.02		0.00

STRENGTH/DEFLECTION:

PLS	Customer	Elbert Rentals	Job No	22-8706
	Project	Building Expansion	Date	5/3/2022
	Location	Newberg, OR 97132	Designed By	AC
	Size	117 x 90 x 14.8 x 14.1	Checked By	

Bay	-----Shear(k)-----				-----Moment(f-k)-----				-Mom+Shr-		Deflect(in)	
Id	Loc	Calc	Limit	UC	Loc	Calc	Limit	UC	Loc	UC	Calc	Limit
1	LSup	-0.07	2.56	0.03	MidS	0.11	3.62	0.03	RLap	0.02	0.00	

LOAD ID - Seismic_Pressure:

GIRT ACTIONS:

Bay	-----Shear(k)-----				-----Moment(f-k)-----					
Id	Left	Left	Right	Right	Left	Left	Mid-Span	Right	Right	
	Sup	Lap	Lap	Sup	Sup	Lap	Mom	Loc	Lap	Sup
1	0.01			-0.01	0.00		-0.01	3.00		0.00

STRENGTH/DEFLECTION:

Bay	-----Shear(k)-----				-----Moment(f-k)-----				-Mom+Shr-		Deflect(in)	
Id	Loc	Calc	Limit	UC	Loc	Calc	Limit	UC	Loc	UC	Calc	Limit
1	LSup	0.01	2.56	0.00	MidS	-0.01	4.37	0.00	LSup	0.00	0.00	

LOAD ID - Seismic_Suction:

GIRT ACTIONS:

Bay	-----Shear(k)-----				-----Moment(f-k)-----					
Id	Left	Left	Right	Right	Left	Left	Mid-Span	Right	Right	
	Sup	Lap	Lap	Sup	Sup	Lap	Mom	Loc	Lap	Sup
1	-0.01			0.01	0.00		0.01	3.00		0.00

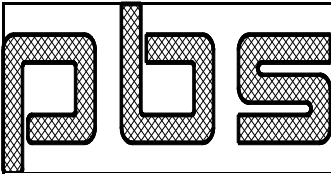
STRENGTH/DEFLECTION:

Bay	-----Shear(k)-----				-----Moment(f-k)-----				-Mom+Shr-		Deflect(in)	
Id	Loc	Calc	Limit	UC	Loc	Calc	Limit	UC	Loc	UC	Calc	Limit
1	LSup	-0.01	2.56	0.00	MidS	0.01	3.62	0.00	LSup	0.00	0.00	

DEFLECTION (Working Load):

Span	Wind_Pressure		Wind_Suction		Seis_Pressure		Seis_Suction	
Id	Calc	Limit	Calc	Limit	Calc	Limit	Calc	Limit
1	0.00	0.80	0.00	0.80	0.00	0.80	0.00	0.80

=====
22-8706 Wall 2 - Girt Design 2 (Locate 4.00) 4/29/22 3:58pm
=====



Customer	Elbert Rentals	Job No	22-8706
Project	Building Expansion	Date	5/3/2022
Location	Newberg, OR 97132	Designed By	AC
Size	117 x 90 x 14.8 x 14.1	Checked By	

Id	Sup	Lap	Lap	Sup	Sup	Lap	Mom	Loc	Lap	Sup
1	0.00			0.00	0.00		0.00	0.33		0.00

STRENGTH/DEFLECTION:

Bay	-----Shear(k)-----				-----Moment(f-k)-----				-Mom+Shr-	Deflect(in)		
Id	Loc	Calc	Limit	UC	Loc	Calc	Limit	UC	Loc	UC	Calc	Limit
1	LSup	0.00	2.56	0.00	MidS	0.00	4.37	0.00	LSup	0.00	0.00	

LOAD ID - Seismic_Suction:

GIRT ACTIONS:

Bay	-----Shear(k)-----				-----Moment(f-k)-----					
Id	Left Sup	Left Lap	Right Lap	Right Sup	Left Sup	Left Lap	Mid-Span Mom	Right Loc	Right Lap	Right Sup
1	0.00			0.00	0.00		0.00	0.33		0.00

STRENGTH/DEFLECTION:

Bay	-----Shear(k)-----				-----Moment(f-k)-----				-Mom+Shr-	Deflect(in)		
Id	Loc	Calc	Limit	UC	Loc	Calc	Limit	UC	Loc	UC	Calc	Limit
1	LSup	0.00	2.56	0.00	MidS	0.00	4.74	0.00	LSup	0.00	0.00	

DEFLECTION (Working Load):

Span Id	Wind_Pressure		Wind_Suction		Seis_Pressure		Seis_Suction	
Id	Calc	Limit	Calc	Limit	Calc	Limit	Calc	Limit
1	0.00	0.09	0.00	0.09	0.00	0.09	0.00	0.09

=====
 22-8706 Wall 2 - Girt Design 3 (Locate 4.00) 4/29/22 3:58pm
 =====

GIRT LAYOUT:

Bay Id	Part	Locate	Design Length	--Lap(ft)--		Load Width	No. Brace	Weight	Available Reduction Factor	
Id	Part	Locate	Length	Left	Right	Width	Brace	Weight	Out	In
1	8Z16	4.0000	3.83			2.25	0	11.0	0.00	0.65
								11.0		

LOAD ID - 0.6Wind_Pressure:

PLS	Customer	Elbert Rentals	Job No	22-8706
	Project	Building Expansion	Date	5/3/2022
	Location	Newberg, OR 97132	Designed By	AC
	Size	117 x 90 x 14.8 x 14.1	Checked By	

GIRT ACTIONS:

-----Shear(k)-----					-----Moment(f-k)-----					
Bay	Left	Left	Right	Right	Left	Left	Mid-Span	Right	Right	
Id	Sup	Lap	Lap	Sup	Sup	Lap	Mom	Loc	Lap	Sup
1	0.04			-0.04	0.00		-0.04	1.92		0.00

STRENGTH/DEFLECTION:

Bay	-----Shear(k)-----				-----Moment(f-k)-----				-Mom+Shr-		Deflect(in)	
Id	Loc	Calc	Limit	UC	Loc	Calc	Limit	UC	Loc	UC	Calc	Limit
1	LSup	0.04	2.56	0.02	MidS	-0.04	4.37	0.01	LSup	0.00	0.00	

LOAD ID - 0.6Wind_Suction:

GIRT ACTIONS:

-----Shear(k)-----					-----Moment(f-k)-----					
Bay	Left	Left	Right	Right	Left	Left	Mid-Span	Right	Right	
Id	Sup	Lap	Lap	Sup	Sup	Lap	Mom	Loc	Lap	Sup
1	-0.04			0.04	0.00		0.04	1.92		0.00

STRENGTH/DEFLECTION:

Bay	-----Shear(k)-----				-----Moment(f-k)-----				-Mom+Shr-		Deflect(in)	
Id	Loc	Calc	Limit	UC	Loc	Calc	Limit	UC	Loc	UC	Calc	Limit
1	LSup	-0.04	2.56	0.02	MidS	0.04	3.62	0.01	LSup	0.00	0.00	

LOAD ID - Seismic_Pressure:

GIRT ACTIONS:

-----Shear(k)-----					-----Moment(f-k)-----					
Bay	Left	Left	Right	Right	Left	Left	Mid-Span	Right	Right	
Id	Sup	Lap	Lap	Sup	Sup	Lap	Mom	Loc	Lap	Sup
1	0.01			-0.01	0.00		-0.01	1.92		0.00

STRENGTH/DEFLECTION:

Bay	-----Shear(k)-----				-----Moment(f-k)-----				-Mom+Shr-		Deflect(in)	
Id	Loc	Calc	Limit	UC	Loc	Calc	Limit	UC	Loc	UC	Calc	Limit
1	LSup	0.01	2.56	0.00	MidS	-0.01	4.37	0.00	LSup	0.00	0.00	

LOAD ID - Seismic_Suction:

PLS	Customer	Elbert Rentals	Job No	22-8706
	Project	Building Expansion	Date	5/3/2022
	Location	Newberg, OR 97132	Designed By	AC
	Size	117 x 90 x 14.8 x 14.1	Checked By	

GIRT ACTIONS:

Bay Id	-----Shear(k)-----				-----Moment(f-k)-----					
	Left Sup	Left Lap	Right Lap	Right Sup	Left Sup	Left Lap	Mid-Span Mom	Right Loc	Right Lap	Right Sup
1	-0.01			0.01	0.00		0.01	1.92		0.00

STRENGTH/DEFLECTION:

Bay Id	Loc	-----Shear(k)-----			-----Moment(f-k)-----				-Mom+Shr-		Deflect(in)	
		Calc	Limit	UC	Loc	Calc	Limit	UC	Loc	UC	Calc	Limit
1	LSup	-0.01	2.56	0.00	MidS	0.01	3.62	0.00	LSup	0.00	0.00	

DEFLECTION (Working Load):

Span Id	Wind_Pressure		Wind_Suction		Seis_Pressure		Seis_Suction	
	Calc	Limit	Calc	Limit	Calc	Limit	Calc	Limit
1	0.00	0.51	0.00	0.51	0.00	0.51	0.00	0.51

=====
 22-8706 Wall 2 - Girt Design 4 (Locate 4.00) 4/29/22 3:58pm
 =====

GIRT LAYOUT:

Bay Id	Part	Locate	Design Length	--Lap(ft)--		Load Width	No. Brace	Weight	Available Reduction Factor	
				Left	Right				Out	In
1	8Z16	4.0000	1.67			2.25	0	4.8	0.00	0.70
2	8Z16	4.0000	3.17			2.25	0	9.1	0.00	0.70

								13.9		

LOAD ID - 0.6Wind_Pressure:

GIRT ACTIONS:

Bay Id	-----Shear(k)-----				-----Moment(f-k)-----					
	Left Sup	Left Lap	Right Lap	Right Sup	Left Sup	Left Lap	Mid-Span Mom	Right Loc	Right Lap	Right Sup
1	-0.26			-0.29	0.00		0.22	0.83		0.46
2	0.18			0.11	0.46		0.20	1.58		0.00

STRENGTH/DEFLECTION:

Bay	-----Shear(k)-----			-----Moment(f-k)-----				-Mom+Shr-	Deflect(in)
1	-0.26			-0.29	0.00		0.22	0.83	0.46
2	0.18			0.11	0.46		0.20	1.58	0.00

PLS	Customer	Elbert Rentals	Job No	22-8706
	Project	Building Expansion	Date	5/3/2022
	Location	Newberg, OR 97132	Designed By	AC
	Size	117 x 90 x 14.8 x 14.1	Checked By	

Id	Loc	Calc	Limit	UC	Loc	Calc	Limit	UC	Loc	UC	Calc	Limit
1	RSup	-0.29	2.56	0.11	RSup	0.46	4.02	0.11	RSup	0.15	-0.01	
2	LSup	0.18	2.56	0.07	LSup	0.46	3.97	0.12	LSup	0.12	0.00	

LOAD ID - 0.6Wind_Suction:

GIRT ACTIONS:

Bay	-----Shear(k)-----				-----Moment(f-k)-----					
	Left	Left	Right	Right	Left	Left	Mid-Span	Right	Right	
Id	Sup	Lap	Lap	Sup	Sup	Lap	Mom	Loc	Lap	Sup
1	0.27			0.31	0.00		-0.23	0.83		-0.48
2	-0.19			-0.12	-0.48		-0.21	1.58		0.00

STRENGTH/DEFLECTION:

Bay	-----Shear(k)-----				-----Moment(f-k)-----				-Mom+Shr-		Deflect(in)	
	Loc	Calc	Limit	UC	Loc	Calc	Limit	UC	Loc	UC	Calc	Limit
1	RSup	0.31	2.56	0.12	RSup	-0.48	4.37	0.11	RSup	0.16	0.01	
2	LSup	-0.19	2.56	0.07	LSup	-0.48	4.37	0.11	LSup	0.12	0.00	

LOAD ID - Seismic_Pressure:

GIRT ACTIONS:

Bay	-----Shear(k)-----				-----Moment(f-k)-----					
	Left	Left	Right	Right	Left	Left	Mid-Span	Right	Right	
Id	Sup	Lap	Lap	Sup	Sup	Lap	Mom	Loc	Lap	Sup
1	-0.04			-0.04	0.00		0.03	0.83		0.06
2	0.03			0.02	0.06		0.03	1.58		0.00

STRENGTH/DEFLECTION:

Bay	-----Shear(k)-----				-----Moment(f-k)-----				-Mom+Shr-		Deflect(in)	
	Loc	Calc	Limit	UC	Loc	Calc	Limit	UC	Loc	UC	Calc	Limit
1	RSup	-0.04	2.56	0.02	RSup	0.06	4.02	0.02	RSup	0.02	0.00	
2	LSup	0.03	2.56	0.01	LSup	0.06	3.62	0.02	LSup	0.00	0.00	

LOAD ID - Seismic_Suction:

GIRT ACTIONS:

Bay	-----Shear(k)-----				-----Moment(f-k)-----					
	Left	Left	Right	Right	Left	Left	Mid-Span	Right	Right	
Id	Sup	Lap	Lap	Sup	Sup	Lap	Mom	Loc	Lap	Sup

PLS	Customer	Elbert Rentals	Job No	22-8706
	Project	Building Expansion	Date	5/3/2022
	Location	Newberg, OR 97132	Designed By	AC
	Size	117 x 90 x 14.8 x 14.1	Checked By	

```

-----
1   0.04           0.04   0.00       -0.03   0.83       -0.06
2  -0.03          -0.02  -0.06       -0.03   1.58        0.00

```

STRENGTH/DEFLECTION:

```

Bay -----Shear(k)----- -----Moment(f-k)----- -Mom+Shr- Deflect(in)
Id  Loc   Calc Limit  UC  Loc   Calc Limit  UC  Loc  UC   Calc Limit
-----
1  RSup   0.04  2.56  0.02  RSup -0.06  4.37  0.01  RSup 0.02   0.00
2  LSup  -0.03  2.56  0.01  LSup -0.06  4.37  0.01  LSup 0.00   0.00

```

DEFLECTION (Working Load):

```

-----
Span  Wind_Pressure  Wind_Suction  Seis_Pressure  Seis_Suction
Id    Calc  Limit    Calc  Limit    Calc  Limit    Calc  Limit
-----
1     -0.01   0.42     0.01   0.42     0.00   0.42     0.00   0.42
2      0.00   0.42     0.00   0.42     0.00   0.42     0.00   0.42

```

```

=====
22-8706           Wall 2 - Girt Design 5 (Locate 4.00)      4/29/22  3:58pm
=====

```

GIRT LAYOUT:

```

-----
Bay                                     Available
Id  Part      Locate  Design  --Lap(ft)--  Load  No.      Reduction
      Weight  Factor
-----
2  8Z16      4.0000  14.17   1.00         2.25   1       0.00 0.70
3  8Z16      4.0000  29.00   1.00         2.25   2       0.00 0.70
-----
                                  130.1

```

LOAD ID - 0.6Wind_Pressure:

GIRT ACTIONS:

```

-----Shear(k)----- -----Moment(f-k)-----
Bay  Left  Left  Right  Right  Left  Left  Mid-Span  Right  Right
Id   Sup  Lap  Lap   Sup   Sup  Lap  Mom   Loc   Lap   Sup
-----
2   0.05  -0.24 -0.26  0.00  -0.05  2.21  1.24  1.49
3   0.36  0.34  -0.26  1.49  1.14 -1.59  16.88  0.00

```

STRENGTH/DEFLECTION:

```

Bay -----Shear(k)----- -----Moment(f-k)----- -Mom+Shr- Deflect(in)
Id  Loc   Calc Limit  UC  Loc   Calc Limit  UC  Loc  UC   Calc Limit
-----
2  R Lap -0.24  2.56  0.09  R Lap  1.24  3.89  0.32  R Lap 0.28   0.43

```


PLS	Customer	Elbert Rentals	Job No	22-8706
	Project	Building Expansion	Date	5/3/2022
	Location	Newberg, OR 97132	Designed By	AC
	Size	117 x 90 x 14.8 x 14.1	Checked By	

2	0.01		-0.03	-0.04	0.00		-0.01	2.21	0.18	0.21
3	0.05	0.05		-0.04	0.21	0.16	-0.22	16.88		0.00

STRENGTH/DEFLECTION:

Bay	-----Shear(k)-----				-----Moment(f-k)-----				-Mom+Shr-		Deflect(in)	
Id	Loc	Calc	Limit	UC	Loc	Calc	Limit	UC	Loc	UC	Calc	Limit
2	RLap	-0.03	2.56	0.01	RLap	0.18	3.62	0.05	RLap	0.04	0.06	
3	LLap	0.05	2.56	0.02	MidS	-0.22	4.37	0.05	LLap	0.04	-0.12	

LAP BOLT SHEAR/BEARING:

Bolt Size =0.500 (GR_5)

Bay	-----Left_Lap(k)-----				-----Right_Lap(k)-----			
Id	Calc	Shear	Bear	UC	Calc	Shear	Bear	UC
2					0.05	5.30	1.75	0.03
3	0.05	5.30	1.75	0.03				

LOAD ID - Seismic_Suction:

GIRT ACTIONS:

Bay	-----Shear(k)-----				-----Moment(f-k)-----					
Id	Left	Left	Right	Right	Left	Left	Mid-Span	Right	Right	
	Sup	Lap	Lap	Sup	Sup	Lap	Mom	Loc	Lap	Sup
2	-0.01		0.03	0.04	0.00		0.01	2.16	-0.18	-0.21
3	-0.05	-0.05		0.04	-0.21	-0.16	0.22	16.90		0.00

STRENGTH/DEFLECTION:

Bay	-----Shear(k)-----				-----Moment(f-k)-----				-Mom+Shr-		Deflect(in)	
Id	Loc	Calc	Limit	UC	Loc	Calc	Limit	UC	Loc	UC	Calc	Limit
2	RLap	0.03	2.56	0.01	RLap	-0.18	4.37	0.04	RLap	0.04	-0.06	
3	LLap	-0.05	2.56	0.02	MidS	0.22	3.32	0.07	LLap	0.04	0.12	

LAP BOLT SHEAR/BEARING:

Bolt Size =0.500 (GR_5)

Bay	-----Left_Lap(k)-----				-----Right_Lap(k)-----			
Id	Calc	Shear	Bear	UC	Calc	Shear	Bear	UC
2					0.05	5.30	1.75	0.03
3	0.05	5.30	1.75	0.03				

DEFLECTION (Working Load):

PLS	Customer	Elbert Rentals	Job No	22-8706
	Project	Building Expansion	Date	5/3/2022
	Location	Newberg, OR 97132	Designed By	AC
	Size	117 x 90 x 14.8 x 14.1	Checked By	

Span Id	Wind_Pressure		Wind_Suction		Seis_Pressure		Seis_Suction	
	Calc	Limit	Calc	Limit	Calc	Limit	Calc	Limit
2	0.34		-0.35		0.06		-0.06	
3	-0.70	3.87	0.74	3.87	-0.12	3.87	0.12	3.87

=====
 22-8706 Wall 2 - Girt Design 6 (Locate 8.00) 4/29/22 3:58pm
 =====

GIRT LAYOUT:

Bay Id	Part	Locate	Design Length	--Lap(ft)--		Load Width	No. Brace	Weight	Available Reduction Factor	
				Left	Right				Out	In
1	8Z16	8.0000	6.00			4.00	0	17.3	0.00	0.65
								17.3		

LOAD ID - 0.6Wind_Pressure:

GIRT ACTIONS:

Bay Id	-----Shear(k)-----				-----Moment(f-k)-----					
	Left Sup	Left Lap	Right Lap	Right Sup	Left Sup	Left Lap	Mid-Span Mom	Right Loc	Right Lap	Right Sup
1	0.12			-0.12	0.00		-0.17	3.00		0.00

STRENGTH/DEFLECTION:

Bay Id	-----Shear(k)-----				-----Moment(f-k)-----				-Mom+Shr-		Deflect(in)	
	Loc	Calc	Limit	UC	Loc	Calc	Limit	UC	Loc	UC	Calc	Limit
1	LSup	0.12	2.56	0.04	MidS	-0.17	4.37	0.04	RLap	0.04	0.00	

LOAD ID - 0.6Wind_Suction:

GIRT ACTIONS:

Bay Id	-----Shear(k)-----				-----Moment(f-k)-----					
	Left Sup	Left Lap	Right Lap	Right Sup	Left Sup	Left Lap	Mid-Span Mom	Right Loc	Right Lap	Right Sup
1	-0.13			0.13	0.00		0.19	3.02		0.00

STRENGTH/DEFLECTION:

Bay	-----Shear(k)-----				-----Moment(f-k)-----				-Mom+Shr-		Deflect(in)	
-----	--------------------	--	--	--	-----------------------	--	--	--	-----------	--	-------------	--

PLS	Customer	Elbert Rentals	Job No	22-8706
	Project	Building Expansion	Date	5/3/2022
	Location	Newberg, OR 97132	Designed By	AC
	Size	117 x 90 x 14.8 x 14.1	Checked By	

Id	Loc	Calc	Limit	UC	Loc	Calc	Limit	UC	Loc	UC	Calc	Limit
1	LSup	-0.13	2.56	0.05	MidS	0.19	3.62	0.05	RLap	0.04	0.01	

LOAD ID - Seismic_Pressure:

GIRT ACTIONS:

Bay	-----Shear(k)-----				-----Moment(f-k)-----					
	Left	Left	Right	Right	Left	Left	Mid-Span	Right	Right	
Id	Sup	Lap	Lap	Sup	Sup	Lap	Mom	Loc	Lap	Sup
1	0.02			-0.02	0.00		-0.02	3.00		0.00

STRENGTH/DEFLECTION:

Bay	-----Shear(k)-----				-----Moment(f-k)-----				-Mom+Shr-		Deflect(in)		
	Id	Loc	Calc	Limit	UC	Loc	Calc	Limit	UC	Loc	UC	Calc	Limit
1	LSup	0.02	2.56	0.01	MidS	-0.02	4.37	0.01	LSup	0.00		0.00	

LOAD ID - Seismic_Suction:

GIRT ACTIONS:

Bay	-----Shear(k)-----				-----Moment(f-k)-----					
	Left	Left	Right	Right	Left	Left	Mid-Span	Right	Right	
Id	Sup	Lap	Lap	Sup	Sup	Lap	Mom	Loc	Lap	Sup
1	-0.02			0.02	0.00		0.02	3.00		0.00

STRENGTH/DEFLECTION:

Bay	-----Shear(k)-----				-----Moment(f-k)-----				-Mom+Shr-		Deflect(in)		
	Id	Loc	Calc	Limit	UC	Loc	Calc	Limit	UC	Loc	UC	Calc	Limit
1	LSup	-0.02	2.56	0.01	MidS	0.02	3.62	0.01	LSup	0.00		0.00	

DEFLECTION (Working Load):

Span	Wind_Pressure		Wind_Suction		Seis_Pressure		Seis_Suction		
	Id	Calc	Limit	Calc	Limit	Calc	Limit	Calc	Limit
1		0.00	0.80	0.00	0.80	0.00	0.80	0.00	0.80

=====

22-8706 Wall 2 - Girt Design 7 (Locate 8.00) 4/29/22 3:58pm

=====

GIRT LAYOUT:

PLS	Customer	Elbert Rentals	Job No	22-8706
	Project	Building Expansion	Date	5/3/2022
	Location	Newberg, OR 97132	Designed By	AC
	Size	117 x 90 x 14.8 x 14.1	Checked By	

Bay	Design	--Lap(ft)--	Load	No.	Available Reduction		
Id	Part	Locate	Length	Left	Right	Factor	
				Width	Brace	Out	In
1	8Z16	8.0000	7.00	4.00	0	0.00	0.70
2	8Z16	8.0000	3.17	4.00	0	0.00	0.70
						29.3	

LOAD ID - 0.6Wind_Pressure:

GIRT ACTIONS:

-----Shear(k)-----					-----Moment(f-k)-----					
Bay	Left	Left	Right	Right	Left	Left	Mid-Span	Right	Right	
Id	Sup	Lap	Lap	Sup	Sup	Lap	Mom	Loc	Lap	Sup
1	-0.02			-0.26	0.00		0.47	3.50		1.26
2	0.46			0.34	1.26		0.58	1.58		0.00

STRENGTH/DEFLECTION:

Bay	-----Shear(k)-----				-----Moment(f-k)-----				-Mom+Shr-		Deflect(in)	
Id	Loc	Calc	Limit	UC	Loc	Calc	Limit	UC	Loc	UC	Calc	Limit
1	RSup	-0.26	2.56	0.10	RSup	1.26	3.83	0.33	RSup	0.28	0.02	
2	LSup	0.46	2.56	0.18	LSup	1.26	3.97	0.32	LSup	0.32	-0.09	

LOAD ID - 0.6Wind_Suction:

GIRT ACTIONS:

-----Shear(k)-----					-----Moment(f-k)-----					
Bay	Left	Left	Right	Right	Left	Left	Mid-Span	Right	Right	
Id	Sup	Lap	Lap	Sup	Sup	Lap	Mom	Loc	Lap	Sup
1	0.02			0.28	0.00		-0.49	3.50		-1.31
2	-0.48			-0.35	-1.31		-0.61	1.58		0.00

STRENGTH/DEFLECTION:

Bay	-----Shear(k)-----				-----Moment(f-k)-----				-Mom+Shr-		Deflect(in)	
Id	Loc	Calc	Limit	UC	Loc	Calc	Limit	UC	Loc	UC	Calc	Limit
1	RSup	0.28	2.56	0.11	RSup	-1.31	4.37	0.30	RSup	0.30	-0.02	
2	LSup	-0.48	2.56	0.19	LSup	-1.31	4.37	0.30	LSup	0.33	0.09	

LOAD ID - Seismic_Pressure:

PLS	Customer	Elbert Rentals	Job No	22-8706
	Project	Building Expansion	Date	5/3/2022
	Location	Newberg, OR 97132	Designed By	AC
	Size	117 x 90 x 14.8 x 14.1	Checked By	

GIRT ACTIONS:

Bay Id	-----Shear(k)-----				-----Moment(f-k)-----					
	Left Sup	Left Lap	Right Lap	Right Sup	Left Sup	Left Lap	Mid-Span Mom	Right Loc	Right Lap	Right Sup
1	0.00			-0.04	0.00		0.07	3.50		0.18
2	0.06			0.05	0.18		0.08	1.58		0.00

STRENGTH/DEFLECTION:

Bay Id	Loc	-----Shear(k)-----			-----Moment(f-k)-----				-Mom+Shr-		Deflect(in)	
		Calc	Limit	UC	Loc	Calc	Limit	UC	Loc	UC	Calc	Limit
1	RSup	-0.04	2.56	0.01	RSup	0.18	3.83	0.05	RSup	0.04	0.00	
2	LSup	0.06	2.56	0.03	LSup	0.18	3.97	0.04	LSup	0.05	-0.01	

LOAD ID - Seismic_Suction:

GIRT ACTIONS:

Bay Id	-----Shear(k)-----				-----Moment(f-k)-----					
	Left Sup	Left Lap	Right Lap	Right Sup	Left Sup	Left Lap	Mid-Span Mom	Right Loc	Right Lap	Right Sup
1	0.00			0.04	0.00		-0.07	3.50		-0.18
2	-0.06			-0.05	-0.18		-0.08	1.58		0.00

STRENGTH/DEFLECTION:

Bay Id	Loc	-----Shear(k)-----			-----Moment(f-k)-----				-Mom+Shr-		Deflect(in)	
		Calc	Limit	UC	Loc	Calc	Limit	UC	Loc	UC	Calc	Limit
1	RSup	0.04	2.56	0.01	RSup	-0.18	4.37	0.04	RSup	0.04	0.00	
2	LSup	-0.06	2.56	0.03	LSup	-0.18	4.37	0.04	LSup	0.05	0.01	

DEFLECTION (Working Load):

Span Id	Wind_Pressure		Wind_Suction		Seis_Pressure		Seis_Suction	
	Calc	Limit	Calc	Limit	Calc	Limit	Calc	Limit
1	0.02	0.93	-0.02	0.93	0.00	0.93	0.00	0.93
2	-0.07		0.07		-0.01		0.01	

=====
 22-8706 Wall 2 - Girt Design 8 (Locate 8.00) 4/29/22 3:58pm
 =====

GIRT LAYOUT:

 Available
 Reduction

PLS	Customer	Elbert Rentals	Job No	22-8706
	Project	Building Expansion	Date	5/3/2022
	Location	Newberg, OR 97132	Designed By	AC
	Size	117 x 90 x 14.8 x 14.1	Checked By	

Bay	Design	--Lap(ft)--	Load	No.	Factor					
Id	Part	Locate	Length	Left	Right	Width	Brace	Weight	Out	In
2	8Z16	8.0000	14.17		1.00	4.00	1	43.7	0.00	0.70
3	8Z16	8.0000	29.00	1.00		4.00	2	86.4	0.00	0.70

								130.1		

LOAD ID - 0.6Wind_Pressure:

GIRT ACTIONS:

-----Shear(k)-----					-----Moment(f-k)-----					
Bay	Left	Left	Right	Right	Left	Left	Mid-Span	Right	Right	
Id	Sup	Lap	Lap	Sup	Sup	Lap	Mom	Loc	Lap	Sup
2	0.05		-0.46	-0.50	0.00		-0.03	1.21	2.72	3.19
3	0.67	0.63		-0.45	3.19	2.55	-2.60	17.37		0.00

STRENGTH/DEFLECTION:

Bay	-----Shear(k)-----				-----Moment(f-k)-----				-Mom+Shr-		Deflect(in)	
Id	Loc	Calc	Limit	UC	Loc	Calc	Limit	UC	Loc	UC	Calc	Limit
2	RLap	-0.46	2.56	0.18	RLap	2.72	3.80	0.72	RLap	0.60	-0.01	
3	LLap	0.63	2.56	0.25	LLap	2.55	3.89	0.66	LLap	0.59	-1.36	

LAP BOLT SHEAR/BEARING:

Bolt Size =0.500 (GR_5)

Bay	-----Left_Lap(k)-----				-----Right_Lap(k)-----			
Id	Calc	Shear	Bear	UC	Calc	Shear	Bear	UC
2					0.80	5.30	1.75	0.46
3	0.80	5.30	1.75	0.46				

LOAD ID - 0.6Wind_Suction:

GIRT ACTIONS:

-----Shear(k)-----					-----Moment(f-k)-----					
Bay	Left	Left	Right	Right	Left	Left	Mid-Span	Right	Right	
Id	Sup	Lap	Lap	Sup	Sup	Lap	Mom	Loc	Lap	Sup
2	-0.05		0.48	0.52	0.00		0.03	1.19	-2.85	-3.35
3	-0.70	-0.66		0.48	-3.35	-2.67	2.72	17.21		0.00

STRENGTH/DEFLECTION:

Bay	-----Shear(k)-----				-----Moment(f-k)-----				-Mom+Shr-		Deflect(in)	
Id	Loc	Calc	Limit	UC	Loc	Calc	Limit	UC	Loc	UC	Calc	Limit

PLS	Customer	Elbert Rentals	Job No	22-8706
	Project	Building Expansion	Date	5/3/2022
	Location	Newberg, OR 97132	Designed By	AC
	Size	117 x 90 x 14.8 x 14.1	Checked By	

```

-----
 2  RLap   0.48  2.56 0.19  RLap  -2.85  4.37 0.65  RLap 0.63  0.01
 3  LLap  -0.66  2.56 0.26  MidS   2.72  3.32 0.82  LLap 0.62  1.42
-----

```

LAP BOLT SHEAR/BEARING:

Bolt Size =0.500 (GR_5)

```

Bay  -----Left_Lap(k)-----  -----Right_Lap(k)-----
  Id   Calc Shear  Bear  UC      Calc Shear  Bear  UC
-----
 2          0.84  5.30  1.75 0.48
 3   0.84  5.30  1.75 0.48
-----

```

LOAD ID - Seismic_Pressure:

GIRT ACTIONS:

```

-----Shear(k)-----  -----Moment(f-k)-----
Bay  Left  Left  Right  Right      Left  Left  Mid-Span  Right  Right
  Id   Sup   Lap   Lap   Sup      Sup   Lap   Mom   Loc   Lap   Sup
-----
 2   0.01          -0.06 -0.07      0.00          0.00  1.21  0.38  0.45
 3   0.09  0.09          -0.06      0.45  0.36 -0.37  17.37          0.00
-----

```

STRENGTH/DEFLECTION:

```

Bay  -----Shear(k)-----  -----Moment(f-k)-----  -Mom+Shr-  Deflect(in)
  Id   Loc   Calc Limit  UC      Loc   Calc Limit  UC      Loc   UC      Calc Limit
-----
 2  RLap  -0.06  2.56 0.03  RLap  0.38  3.80 0.10  RLap 0.08  0.00
 3  LLap   0.09  2.56 0.03  LLap  0.36  3.89 0.09  LLap 0.08 -0.19
-----

```

LAP BOLT SHEAR/BEARING:

Bolt Size =0.500 (GR_5)

```

Bay  -----Left_Lap(k)-----  -----Right_Lap(k)-----
  Id   Calc Shear  Bear  UC      Calc Shear  Bear  UC
-----
 2          0.11  5.30  1.75 0.06
 3   0.11  5.30  1.75 0.06
-----

```

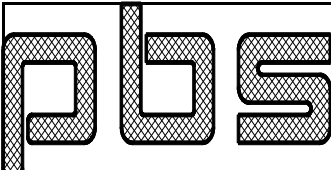
LOAD ID - Seismic_Suction:

GIRT ACTIONS:

```

-----Shear(k)-----  -----Moment(f-k)-----
Bay  Left  Left  Right  Right      Left  Left  Mid-Span  Right  Right
-----

```



Customer	Elbert Rentals	Job No	22-8706
Project	Building Expansion	Date	5/3/2022
Location	Newberg, OR 97132	Designed By	AC
Size	117 x 90 x 14.8 x 14.1	Checked By	

Id	Sup	Lap	Lap	Sup	Sup	Lap	Mom	Loc	Lap	Sup
2	-0.01		0.06	0.07	0.00		0.00	1.19	-0.39	-0.45
3	-0.09	-0.09		0.06	-0.45	-0.36	0.37	17.38		0.00

STRENGTH/DEFLECTION:

Bay	-----Shear(k)-----				-----Moment(f-k)-----				-Mom+Shr-		Deflect(in)	
Id	Loc	Calc	Limit	UC	Loc	Calc	Limit	UC	Loc	UC	Calc	Limit
2	RLap	0.06	2.56	0.03	RLap	-0.39	4.37	0.09	RLap	0.09	0.00	
3	LLap	-0.09	2.56	0.03	MidS	0.37	3.32	0.11	LLap	0.08	0.19	

LAP BOLT SHEAR/BEARING:

Bolt Size =0.500 (GR_5)

Bay	-----Left_Lap(k)-----				-----Right_Lap(k)-----			
Id	Calc	Shear	Bear	UC	Calc	Shear	Bear	UC
2					0.11	5.30	1.75	0.06
3	0.11	5.30	1.75	0.06				

DEFLECTION (Working Load):

Span	Wind_Pressure		Wind_Suction		Seis_Pressure		Seis_Suction	
Id	Calc	Limit	Calc	Limit	Calc	Limit	Calc	Limit
2	-0.01		0.01		0.00		0.00	
3	-1.09	3.87	1.14	3.87	-0.19	3.87	0.19	3.87

=====
 22-8706 Wall 2 - Girt Design 9 (Locate 12.00) 4/29/22 3:58pm
 =====

GIRT LAYOUT:

Bay	Design	--Lap(ft)--	Load	No.	Available Reduction Factor					
Id	Part	Locate	Length	Left	Right	Width	Brace	Weight	Out	In
1	8Z16	12.0000	6.00			2.63	0	17.3	0.00	0.65
								17.3		

LOAD ID - 0.6Wind_Pressure:

GIRT ACTIONS:

-----Shear(k)----- -----Moment(f-k)-----

PLS	Customer	Elbert Rentals	Job No	22-8706
	Project	Building Expansion	Date	5/3/2022
	Location	Newberg, OR 97132	Designed By	AC
	Size	117 x 90 x 14.8 x 14.1	Checked By	

Bay	Left	Left	Right	Right	Left	Left	Mid-Span	Right	Right	
Id	Sup	Lap	Lap	Sup	Sup	Lap	Mom	Loc	Lap	Sup
1	0.08			-0.08	0.00		-0.11	3.00		0.00

STRENGTH/DEFLECTION:

Bay	-----Shear(k)-----				-----Moment(f-k)-----				-Mom+Shr-		Deflect(in)	
Id	Loc	Calc	Limit	UC	Loc	Calc	Limit	UC	Loc	UC	Calc	Limit
1	LSup	0.08	2.56	0.03	MidS	-0.11	4.37	0.03	LLap	0.02	0.00	

LOAD ID - 0.6Wind_Suction:

GIRT ACTIONS:

-----Shear(k)-----												-----Moment(f-k)-----											
Bay	Left	Left	Right	Right	Left	Left	Mid-Span	Right	Right														
Id	Sup	Lap	Lap	Sup	Sup	Lap	Mom	Loc	Lap	Sup	Sup												
1	-0.08			0.08	0.00		0.13	3.02			0.00												

STRENGTH/DEFLECTION:

Bay	-----Shear(k)-----				-----Moment(f-k)-----				-Mom+Shr-		Deflect(in)	
Id	Loc	Calc	Limit	UC	Loc	Calc	Limit	UC	Loc	UC	Calc	Limit
1	LSup	-0.08	2.56	0.03	MidS	0.13	3.62	0.03	RLap	0.03	0.00	

LOAD ID - Seismic_Pressure:

GIRT ACTIONS:

-----Shear(k)-----												-----Moment(f-k)-----											
Bay	Left	Left	Right	Right	Left	Left	Mid-Span	Right	Right														
Id	Sup	Lap	Lap	Sup	Sup	Lap	Mom	Loc	Lap	Sup	Sup												
1	0.01			-0.01	0.00		-0.02	3.00			0.00												

STRENGTH/DEFLECTION:

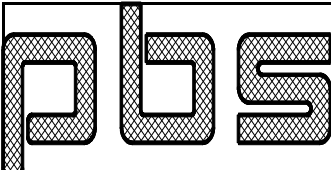
Bay	-----Shear(k)-----				-----Moment(f-k)-----				-Mom+Shr-		Deflect(in)	
Id	Loc	Calc	Limit	UC	Loc	Calc	Limit	UC	Loc	UC	Calc	Limit
1	LSup	0.01	2.56	0.00	MidS	-0.02	4.37	0.00	LSup	0.00	0.00	

LOAD ID - Seismic_Suction:

GIRT ACTIONS:

-----Shear(k)-----

-----Moment(f-k)-----



Customer	Elbert Rentals	Job No	22-8706
Project	Building Expansion	Date	5/3/2022
Location	Newberg, OR 97132	Designed By	AC
Size	117 x 90 x 14.8 x 14.1	Checked By	

Bay Id	Left Sup	Left Lap	Right Lap	Right Sup	Left Sup	Left Lap	Mid-Span Mom	Span Loc	Right Lap	Right Sup
1	-0.01			0.01	0.00		0.02	3.00		0.00

STRENGTH/DEFLECTION:

Bay Id	Loc	Shear(k) Calc	Limit	UC	Moment(f-k) Loc	Calc	Limit	UC	-Mom+Shr- Loc	UC	Deflect(in) Calc	Limit
1	LSup	-0.01	2.56	0.00	MidS	0.02	3.62	0.00	LSup	0.00	0.00	

DEFLECTION (Working Load):

Span Id	Wind_Pressure Calc	Limit	Wind_Suction Calc	Limit	Seis_Pressure Calc	Limit	Seis_Suction Calc	Limit
1	0.00	0.80	0.00	0.80	0.00	0.80	0.00	0.80

=====
 22-8706 Wall 2 - Girt Design 10 (Locate 12.00) 4/29/22 3:58pm
 =====

GIRT LAYOUT:

Bay Id	Part	Locate	Design Length	--Lap(ft)-- Left	Right	Load Width	No. Brace	Weight	Available Reduction Factor	
									Out	In
1	8Z16	12.0000	7.00			2.63	0	20.2	0.00	0.70
2	8Z16	12.0000	3.17			2.63	0	9.1	0.00	0.70
								29.3		

LOAD ID - 0.6Wind_Pressure:

GIRT ACTIONS:

Bay Id	Left Sup	Left Lap	Right Lap	Right Sup	Left Sup	Left Lap	Mid-Span Mom	Span Loc	Right Lap	Right Sup
1	0.02			-0.15	0.00		-0.01	0.89		0.46
2	0.19			0.11	0.46		0.20	1.58		0.00

STRENGTH/DEFLECTION:

Bay Id	Loc	Shear(k) Calc	Limit	UC	Moment(f-k) Loc	Calc	Limit	UC	-Mom+Shr- Loc	UC	Deflect(in) Calc	Limit
1	RSup	-0.15	2.56	0.06	RSup	0.46	3.87	0.12	RSup	0.11	0.00	
2	LSup	0.19	2.56	0.07	LSup	0.46	3.97	0.12	LSup	0.12	-0.03	

PLS	Customer	Elbert Rentals	Job No	22-8706
	Project	Building Expansion	Date	5/3/2022
	Location	Newberg, OR 97132	Designed By	AC
	Size	117 x 90 x 14.8 x 14.1	Checked By	

LOAD ID - 0.6Wind_Suction:

GIRT ACTIONS:

Bay Id	-----Shear(k)-----				-----Moment(f-k)-----					
	Left Sup	Left Lap	Right Lap	Right Sup	Left Sup	Left Lap	Mid-Span Mom	Right Loc	Right Lap	Right Sup
1	-0.02			0.16	0.00		0.01	0.89		-0.48
2	-0.19			-0.11	-0.48		-0.21	1.58		0.00

STRENGTH/DEFLECTION:

Bay Id	Loc	-----Shear(k)-----			-----Moment(f-k)-----				-Mom+Shr-		Deflect(in)	
		Calc	Limit	UC	Loc	Calc	Limit	UC	Loc	UC	Calc	Limit
1	RSup	0.16	2.56	0.06	RSup	-0.48	4.37	0.11	RSup	0.12	0.00	
2	LSup	-0.19	2.56	0.08	LSup	-0.48	4.37	0.11	LSup	0.13	0.03	

LOAD ID - Seismic_Pressure:

GIRT ACTIONS:

Bay Id	-----Shear(k)-----				-----Moment(f-k)-----					
	Left Sup	Left Lap	Right Lap	Right Sup	Left Sup	Left Lap	Mid-Span Mom	Right Loc	Right Lap	Right Sup
1	0.00			-0.02	0.00		0.00	0.89		0.06
2	0.03			0.01	0.06		0.03	1.58		0.00

STRENGTH/DEFLECTION:

Bay Id	Loc	-----Shear(k)-----			-----Moment(f-k)-----				-Mom+Shr-		Deflect(in)	
		Calc	Limit	UC	Loc	Calc	Limit	UC	Loc	UC	Calc	Limit
1	RSup	-0.02	2.56	0.01	RSup	0.06	3.62	0.02	LSup	0.00	0.00	
2	LSup	0.03	2.56	0.01	LSup	0.06	3.62	0.02	LSup	0.02	0.00	

LOAD ID - Seismic_Suction:

GIRT ACTIONS:

Bay Id	-----Shear(k)-----				-----Moment(f-k)-----					
	Left Sup	Left Lap	Right Lap	Right Sup	Left Sup	Left Lap	Mid-Span Mom	Right Loc	Right Lap	Right Sup
1	0.00			0.02	0.00		0.00	0.89		-0.06
2	-0.03			-0.01	-0.06		-0.03	1.58		0.00

PLS	Customer	Elbert Rentals	Job No	22-8706
	Project	Building Expansion	Date	5/3/2022
	Location	Newberg, OR 97132	Designed By	AC
	Size	117 x 90 x 14.8 x 14.1	Checked By	

STRENGTH/DEFLECTION:

Bay	-----Shear(k)-----				-----Moment(f-k)-----				-Mom+Shr-		Deflect(in)	
Id	Loc	Calc	Limit	UC	Loc	Calc	Limit	UC	Loc	UC	Calc	Limit
1	RSup	0.02	2.56	0.01	RSup	-0.06	4.37	0.01	LSup	0.00	0.00	
2	LSup	-0.03	2.56	0.01	LSup	-0.06	4.37	0.01	LSup	0.02	0.00	

DEFLECTION (Working Load):

Span	Wind_Pressure		Wind_Suction		Seis_Pressure		Seis_Suction	
Id	Calc	Limit	Calc	Limit	Calc	Limit	Calc	Limit
1	0.00	0.93	0.00	0.93	0.00	0.93	0.00	0.93
2	-0.02		0.02		0.00		0.00	

=====
 22-8706 Wall 2 - Girt Design 11 (Locate 12.00) 4/29/22 3:58pm
 =====

GIRT LAYOUT:

Bay	Design	--Lap(ft)--	Load	No.	Available Reduction Factor					
Id	Part	Locate	Length	Left	Right	Width	Brace	Weight	Out	In
2	8Z16	12.0000	14.17		1.00	2.63	1	43.7	0.00	0.70
3	8Z16	12.0000	29.00	1.00		2.63	2	86.4	0.00	0.70

								130.1		

LOAD ID - 0.6Wind_Pressure:

GIRT ACTIONS:

Bay	-----Shear(k)-----				-----Moment(f-k)-----					
Id	Left Sup	Left Lap	Right Lap	Right Sup	Left Sup	Left Lap	Mid-Span Mom	Right Loc	Right Lap	Right Sup
2	0.03		-0.30	-0.32	0.00		-0.02	1.32	1.75	2.06
3	0.44	0.41		-0.29	2.06	1.63	-1.72	17.31		0.00

STRENGTH/DEFLECTION:

Bay	-----Shear(k)-----				-----Moment(f-k)-----				-Mom+Shr-		Deflect(in)	
Id	Loc	Calc	Limit	UC	Loc	Calc	Limit	UC	Loc	UC	Calc	Limit
2	RLap	-0.30	2.56	0.12	RLap	1.75	3.80	0.46	RLap	0.39	0.05	
3	LLap	0.41	2.56	0.16	LLap	1.63	3.89	0.42	LLap	0.38	-0.91	

LAP BOLT SHEAR/BEARING:

PLS	Customer	Elbert Rentals	Job No	22-8706
	Project	Building Expansion	Date	5/3/2022
	Location	Newberg, OR 97132	Designed By	AC
	Size	117 x 90 x 14.8 x 14.1	Checked By	

Bolt Size =0.500 (GR_5)

Bay	-----Left_Lap(k)-----				-----Right_Lap(k)-----			
Id	Calc	Shear	Bear	UC	Calc	Shear	Bear	UC
2					0.51	5.30	1.75	0.29
3	0.51	5.30	1.75	0.29				

LOAD ID - 0.6Wind_Suction:

GIRT ACTIONS:

Bay	-----Shear(k)-----				-----Moment(f-k)-----					
	Left	Left	Right	Right	Left	Left	Mid-Span		Right	Right
Id	Sup	Lap	Lap	Sup	Sup	Lap	Mom	Loc	Lap	Sup
2	-0.03		0.31	0.34	0.00		0.02	1.30	-1.83	-2.16
3	-0.46	-0.43		0.32	-2.16	-1.71	1.80	17.16		0.00

STRENGTH/DEFLECTION:

Bay	-----Shear(k)-----				-----Moment(f-k)-----				-Mom+Shr-		Deflect(in)	
	Loc	Calc	Limit	UC	Loc	Calc	Limit	UC	Loc	UC	Calc	Limit
2	RLap	0.31	2.56	0.12	RLap	-1.83	4.37	0.42	RLap	0.41	-0.05	
3	LLap	-0.43	2.56	0.17	MidS	1.80	3.32	0.54	LLap	0.40	0.95	

LAP BOLT SHEAR/BEARING:

Bolt Size =0.500 (GR_5)

Bay	-----Left_Lap(k)-----				-----Right_Lap(k)-----			
Id	Calc	Shear	Bear	UC	Calc	Shear	Bear	UC
2					0.54	5.30	1.75	0.31
3	0.54	5.30	1.75	0.31				

LOAD ID - Seismic_Pressure:

GIRT ACTIONS:

Bay	-----Shear(k)-----				-----Moment(f-k)-----					
	Left	Left	Right	Right	Left	Left	Mid-Span		Right	Right
Id	Sup	Lap	Lap	Sup	Sup	Lap	Mom	Loc	Lap	Sup
2	0.00		-0.04	-0.05	0.00		0.00	1.32	0.25	0.29
3	0.06	0.06		-0.04	0.29	0.23	-0.24	17.31		0.00

STRENGTH/DEFLECTION:

PLS	Customer	Elbert Rentals	Job No	22-8706
	Project	Building Expansion	Date	5/3/2022
	Location	Newberg, OR 97132	Designed By	AC
	Size	117 x 90 x 14.8 x 14.1	Checked By	

2 0.04 -0.04 0.01 -0.01
3 -0.73 3.87 0.76 3.87 -0.13 3.87 0.13 3.87

=====
22-8706 Wall 2 - Door Jamb & Header Design 4/29/22 3:58pm
=====

LAYOUT:

```

-----
Open  Bay
Id    Id  Locate  Part      Length  Width  Weight
-----
  1    1  JambL   8C16      13.25   8.00   38.2
        JambR   8C16      13.25   8.00   38.2
        Header 8c16      16.00   0.63   46.1
  3    2  JambL   8C16      13.25   6.00   38.2
        JambR   8C16      13.25   6.00   38.2
        Header 8c16      12.00   0.63   34.6

```

STRENGTH/DEFLECTION:

```

-----
Open  Load  --Shear(k) --Moment(ft,f-k)  Mom+  Max  Deflect(in)
Id  Member  Id          Calc Limit      Loc  Calc Limit  Shear  UC    Calc Limit
-----
  1  JambL   WP          -0.70  2.5   6.00  -2.30  5.0   0.46  0.46  -0.25  1.77
        WS           0.74  2.5   6.00   2.44  4.2   0.49  0.58   0.27  1.77
        SP          -0.10  2.5   6.00  -0.33  5.0   0.06  0.06  -0.04  1.77
        SS           0.10  2.5   6.00   0.33  4.2   0.06  0.08   0.05  1.77
  JambR   WP          -0.52  2.5   6.76  -1.68  5.0   0.30  0.34  -0.18  1.77
        WS           0.54  2.5   6.76   1.76  4.2   0.35  0.42   0.19  1.77
        SP          -0.07  2.5   6.76  -0.24  5.0   0.04  0.05  -0.03  1.77
        SS           0.07  2.5   6.76   0.24  4.2   0.04  0.06   0.03  1.77
  Header  WP           0.05  2.5   8.00  -0.19  5.0   0.00  0.04  -0.03  2.13
        WS          -0.05  2.5   8.00   0.20  3.2   0.00  0.06   0.03  2.13
        SP           0.01  2.5   8.00  -0.03  5.0   0.00  0.01  -0.01  2.13
        SS          -0.01  2.5   8.00   0.03  3.2   0.00  0.01   0.01  2.13
  3  JambL   WP          -0.19  2.5   2.91  -0.24  4.5   0.08  0.08  -0.01  1.77
        WS           0.20  2.5   2.91   0.25  4.5   0.08  0.08   0.02  1.77
        SP          -0.03  2.5   2.91  -0.03  4.1   0.00  0.01   0.00  1.77
        SS           0.03  2.5   2.91   0.03  4.1   0.00  0.01   0.00  1.77
  JambR   WP          -0.45  2.5   7.58  -1.48  5.0   0.30  0.30  -0.16  1.77
        WS           0.47  2.5   7.56   1.54  4.2   0.31  0.36   0.17  1.77
        SP          -0.06  2.5   7.58  -0.21  5.0   0.04  0.04  -0.03  1.77
        SS           0.06  2.5   7.56   0.21  4.2   0.04  0.05   0.03  1.77
  Header  WP           0.04  2.5   6.00  -0.11  5.0   0.00  0.02  -0.01  1.60
        WS          -0.04  2.5   6.00   0.11  4.1   0.00  0.03   0.01  1.60
        SP           0.01  2.5   6.00  -0.02  5.0   0.00  0.00   0.00  1.60
        SS          -0.01  2.5   6.00   0.02  4.1   0.00  0.00   0.00  1.60

```

WP - 0.6Wind_Pressure
WS - 0.6Wind_Suction
SP - Seismic_Pressure
SS - Seismic_Suction

pbs	Customer	Elbert Rentals	Job No	22-8706
	Project	Building Expansion	Date	5/3/2022
	Location	Newberg, OR 97132	Designed By	AC
	Size	117 x 90 x 14.8 x 14.1	Checked By	

```
=====
22-8706                Wall 2 - Panel Design (Bay 1)                4/29/22  3:58pm
=====
```

PANEL DATA:

```
-----
Bay
Id  Part      Type  Gage  Yield  Rotation  Panel
-----
1   26 PBR     PBR   26.00 80.0   0.00     13.25
```

MOMENTS & DEFLECTION:

```
-----
-----Moment (ft-lb/ft)-----
Span  Locate(ft)      Start      Midspan      End      Max  Deflect(in)
Id    Start  End  Load  Calc Limit  Calc Limit  Calc Limit  UC    Calc Limit
-----
1     3.50  4.00  WP    0.0 150.4   6.0 150.4   12.7 150.4  0.08  0.00  0.07
      WS    0.0 139.0   -6.5 139.0  -13.7 139.0  0.10  0.00  0.07
2     4.00  8.00  WP   12.7 150.4  -7.9 139.0   16.4 150.4  0.11 -0.01  0.53
      WS  -13.7 139.0   8.6 150.4  -17.7 139.0  0.13  0.01  0.53
3     8.00 12.00 WP   16.4 150.4  -8.6 139.0   11.4 150.4  0.11 -0.01  0.53
      WS  -17.7 139.0   9.3 150.4  -12.3 139.0  0.13  0.01  0.53
4    12.00 13.25 WP   11.4 150.4   3.5 150.4    0.0 150.4  0.08  0.00  0.17
      WS  -12.3 139.0   -3.8 139.0    0.0 139.0  0.09  0.00  0.17
```

WP - 0.6Wind_Pressure
WS - 0.6Wind_Suction

```
=====
22-8706                Wall 2 - Liner Panel                4/29/22  3:58pm
=====
```

PANEL DATA:

```
-----
--Bay_Id-
Start End  Height  Part      Type  Gage  Yield  Rotation
-----
1     3   Eave    B-LINER   BLS   29.00 80.0   0.00
```

```
=====
22-8706                Wall 2 - Panel Zones                4/29/22  3:58pm
=====
```

PANEL:

```
-----
Part      Thick  Yield  Tensile
      (in)  (ksi )  Strength
-----
26 PBR    0.019 80.00  94.40
```

PLS	Customer	Elbert Rentals	Job No	22-8706
	Project	Building Expansion	Date	5/3/2022
	Location	Newberg, OR 97132	Designed By	AC
	Size	117 x 90 x 14.8 x 14.1	Checked By	

GIRT SCREWS:

Part	Dia (in)	Washer (in)	Limit (k)
T3125PTW	0.21	0.50	2.80

PANEL ZONE LAYOUT:

Zone Id	Description	----Wall(ft)---		Bay Id	--Girt(ft,ft,in)--			Panel Span (ft)
		Offset1	Offset2		Locate	Width	Thick	
1	Interior	5.63	84.37	1	8.00	4.00	0.060	4.00
2	Lt Edge	0.00	5.63	1	8.00	4.00	0.060	4.00
3	Rt Edge	84.37	90.00	3	8.00	4.00	0.060	4.00

GIRT SCREW CHECK:

Zone Id	Screw Space (ft)	Wind Suction (psf)	Load (k)	-----Limit(k)-----			Max UC
				Girt Pullout	Panel Pullover	Screw Tension	
1	1.00	12.12	0.05	0.23	0.44	0.75	0.21
2	1.00	12.12	0.05	0.23	0.44	0.75	0.21
3	1.00	12.12	0.05	0.23	0.44	0.75	0.21

=====
 22-8706 Wall 2 - Weight Summary 4/29/22 3:58pm
 =====

Girts = 527.52
 Jambs/Headers = 233.31

 760.83

=====
 22-8706 Wall 2 - Warning Summary 4/29/22 3:58pm
 =====

.. No Warnings

PLS	Customer	Elbert Rentals	Job No	22-8706
	Project	Building Expansion	Date	5/3/2022
	Location	Newberg, OR 97132	Designed By	AC
	Size	117 x 90 x 14.8 x 14.1	Checked By	

=====

22-8706 Wall 4 - Design Code 4/29/22 3:58pm

=====

STRUCTURAL CODE:

Design Basis : WS - Working Stress
Hot Rolled Steel : AISC16
Cold Formed Steel : NAUS16

BUILDING CODE:

Wind Code : OSSC 19 (IBC 18)
Seismic Zone : D

MODULUS OF ELASTICITY:

Hot Rolled Steel : 29000 (ksi)
Cold Formed Steel : 29500 (ksi)

=====

22-8706 Wall 4 - Bypass Girt Layout 4/29/22 3:58pm

=====

GIRT LAYOUT:

Locate	Des Id	Bay Id	Part	Bay_Offset		Design Length	---Extend--		Weight	----Max_Load---						
				Start	End		Left	Right		Id	UC	Report	Rot			
4.00	1	1	8Z16	1.00	30.00	29.00	0.00	1.00	86.4	WP	0.79	Moment	D			
			8Z16	0.00	30.00	30.00	1.00	1.00	92.2	WP	0.82	Moment	D			
			8Z16	0.00	14.50	14.17	1.00	0.00	43.7	WP	0.50	Moment	D			
	2	3	8Z16	14.50	17.50	2.83	0.00	0.00	8.2	WP	0.02	Shear	D			
17.50				19.27	1.10	0.00	0.00	3.2	WP	0.01	Shear	D				
27.27				30.00	2.40	0.00	0.00	6.9	WP	0.02	Shear	D				
8.00	5	1	8Z16	1.00	30.00	29.00	0.00	1.00	86.4	WS	0.78	Moment	D			
			8Z16	0.00	30.00	30.00	1.00	1.00	92.2	WP	0.78	Moment	D			
			8Z16	0.00	19.27	18.94	1.00	0.00	57.4	WP	0.65	Moment	D			
	6	3	8Z16	27.27	30.00	2.40	0.00	0.00	6.9	WP	0.02	Shear	D			
12.00				7	1	8Z16	1.00	30.00	29.00	0.00	1.00	86.4	WS	0.62	Moment	D
						8Z16	0.00	30.00	30.00	1.00	1.00	92.2	WP	0.80	Moment	D
	8Z12	0.00	30.00			29.67	1.00	0.00	154.9	WS	0.81	Moment	D			

WP - 0.6Wind_Pressure
WS - 0.6Wind_Suction

GIRT INSIDE FLANGE BRACE:

PLS	Customer	Elbert Rentals	Job No	22-8706
	Project	Building Expansion	Date	5/3/2022
	Location	Newberg, OR 97132	Designed By	AC
	Size	117 x 90 x 14.8 x 14.1	Checked By	

No. _Brace/Bay

1 2 3

2 2 2

```
=====
22-8706          Wall 4 - Girt Design 1 (Locate 4.00)      4/29/22  3:58pm
=====
```

GIRT LAYOUT:

Bay Id	Part	Locate	Design Length	--Lap(ft)--		Load Width	No. Brace	Weight	Available Reduction Factor	
				Left	Right				Out	In
1	8Z16	4.0000	29.00		1.00	4.00	2	86.4	0.00	0.70
2	8Z16	4.0000	30.00	1.00	1.00	4.00	2	92.2	0.00	0.70
3	8Z16	4.0000	14.17	1.00		4.00	1	43.7	0.00	0.70

								222.2		

LOAD ID - 0.6Wind_Pressure:

GIRT ACTIONS:

Bay Id	-----Shear(k)-----				-----Moment(f-k)-----					
	Left Sup	Left Lap	Right Lap	Right Sup	Left Sup	Left Lap	Mid-Span Mom	Right Loc	Right Lap	Right Sup
1	0.43		-0.65	-0.69	0.00		-2.39	11.15	3.06	3.73
2	0.62	0.58	-0.49	-0.53	3.73	3.13	-1.32	16.22	1.81	2.32
3	0.44	0.40		-0.11	2.32	1.91	-0.15	11.36		0.00

STRENGTH/DEFLECTION:

Bay Id	-----Shear(k)-----				-----Moment(f-k)-----				-Mom+Shr-		Deflect(in)	
	Loc	Calc	Limit	UC	Loc	Calc	Limit	UC	Loc	UC	Calc	Limit
1	RLap	-0.65	2.56	0.25	RLap	3.06	3.86	0.79	RLap	0.69	-1.15	
2	LLap	0.58	2.56	0.23	LLap	3.13	3.83	0.82	LLap	0.70	-0.47	
3	LLap	0.40	2.56	0.16	LLap	1.91	3.81	0.50	LLap	0.43	-0.35	

LAP BOLT SHEAR/BEARING:

Bolt Size =0.500 (GR_5)

Bay Id	-----Left_Lap(k)-----				-----Right_Lap(k)-----			
	Calc	Shear	Bear	UC	Calc	Shear	Bear	UC
1					0.93	5.30	1.75	0.53
2	0.93	5.30	1.75	0.53	0.58	5.30	1.75	0.33
3	0.58	5.30	1.75	0.33				

PLS	Customer	Elbert Rentals	Job No	22-8706
	Project	Building Expansion	Date	5/3/2022
	Location	Newberg, OR 97132	Designed By	AC
	Size	117 x 90 x 14.8 x 14.1	Checked By	

LOAD ID - 0.6Wind_Suction:

GIRT ACTIONS:

Bay Id	-----Shear(k)-----				-----Moment(f-k)-----					
	Left Sup	Left Lap	Right Lap	Right Sup	Left Sup	Left Lap	Mid-Span Mom	Mid-Span Loc	Right Lap	Right Sup
1	-0.46		0.68	0.72	0.00		2.51	11.31	-3.21	-3.90
2	-0.65	-0.61	0.51	0.55	-3.90	-3.27	1.38	16.23	-1.89	-2.43
3	-0.46	-0.42		0.11	-2.43	-1.99	0.16	11.36		0.00

STRENGTH/DEFLECTION:

Bay Id	-----Shear(k)-----				-----Moment(f-k)-----				-Mom+Shr-		Deflect(in)	
	Loc	Calc	Limit	UC	Loc	Calc	Limit	UC	Loc	UC	Calc	Limit
1	RLap	0.68	2.56	0.26	MidS	2.51	3.32	0.76	RLap	0.73	1.21	
2	LLap	-0.61	2.56	0.24	LLap	-3.27	4.37	0.75	LLap	0.73	0.49	
3	LLap	-0.42	2.56	0.16	LLap	-1.99	4.37	0.46	LLap	0.45	0.37	

LAP BOLT SHEAR/BEARING:

Bolt Size =0.500 (GR_5)

Bay Id	-----Left_Lap(k)-----				-----Right_Lap(k)-----			
	Calc	Shear	Bear	UC	Calc	Shear	Bear	UC
1					0.98	5.30	1.75	0.56
2	0.98	5.30	1.75	0.56	0.61	5.30	1.75	0.35
3	0.61	5.30	1.75	0.35				

LOAD ID - Seismic_Pressure:

GIRT ACTIONS:

Bay Id	-----Shear(k)-----				-----Moment(f-k)-----					
	Left Sup	Left Lap	Right Lap	Right Sup	Left Sup	Left Lap	Mid-Span Mom	Mid-Span Loc	Right Lap	Right Sup
1	0.06		-0.09	-0.10	0.00		-0.34	11.15	0.43	0.53
2	0.09	0.08	-0.07	-0.07	0.53	0.44	-0.19	16.22	0.26	0.33
3	0.06	0.06		-0.02	0.33	0.27	-0.02	11.36		0.00

STRENGTH/DEFLECTION:

Bay Id	-----Shear(k)-----				-----Moment(f-k)-----				-Mom+Shr-		Deflect(in)	
	Loc	Calc	Limit	UC	Loc	Calc	Limit	UC	Loc	UC	Calc	Limit
1	RLap	-0.09	2.56	0.04	RLap	0.43	3.86	0.11	RLap	0.10	-0.16	

PLS	Customer	Elbert Rentals	Job No	22-8706
	Project	Building Expansion	Date	5/3/2022
	Location	Newberg, OR 97132	Designed By	AC
	Size	117 x 90 x 14.8 x 14.1	Checked By	

2	LLap	0.08	2.56	0.03	LLap	0.44	3.83	0.12	LLap	0.10	-0.07
3	LLap	0.06	2.56	0.02	LLap	0.27	3.80	0.07	LLap	0.06	-0.05

LAP BOLT SHEAR/BEARING:

Bolt Size =0.500 (GR_5)

Bay	-----Left_Lap(k)-----				-----Right_Lap(k)-----			
Id	Calc	Shear	Bear	UC	Calc	Shear	Bear	UC
1					0.13	5.30	1.75	0.08
2	0.13	5.30	1.75	0.08	0.08	5.30	1.75	0.05
3	0.08	5.30	1.75	0.05				

LOAD ID - Seismic_Suction:

GIRT ACTIONS:

Bay	-----Shear(k)-----				-----Moment(f-k)-----					
	Left	Left	Right	Right	Left	Left	Mid-Span	Right	Right	
Id	Sup	Lap	Lap	Sup	Sup	Lap	Mom	Loc	Lap	Sup
1	-0.06		0.09	0.10	0.00		0.34	11.15	-0.43	-0.53
2	-0.09	-0.08	0.07	0.07	-0.53	-0.44	0.19	16.22	-0.26	-0.33
3	-0.06	-0.06		0.02	-0.33	-0.27	0.02	11.36		0.00

STRENGTH/DEFLECTION:

Bay	-----Shear(k)-----				-----Moment(f-k)-----				-Mom+Shr-		Deflect(in)	
	Loc	Calc	Limit	UC	Loc	Calc	Limit	UC	Loc	UC	Calc	Limit
1	RLap	0.09	2.56	0.04	MidS	0.34	3.32	0.10	RLap	0.10	0.16	
2	LLap	-0.08	2.56	0.03	LLap	-0.44	4.37	0.10	LLap	0.10	0.07	
3	LLap	-0.06	2.56	0.02	LLap	-0.27	4.37	0.06	LLap	0.06	0.05	

LAP BOLT SHEAR/BEARING:

Bolt Size =0.500 (GR_5)

Bay	-----Left_Lap(k)-----				-----Right_Lap(k)-----			
Id	Calc	Shear	Bear	UC	Calc	Shear	Bear	UC
1					0.13	5.30	1.75	0.08
2	0.13	5.30	1.75	0.08	0.08	5.30	1.75	0.05
3	0.08	5.30	1.75	0.05				

DEFLECTION (Working Load):

Span	Wind_Pressure		Wind_Suction		Seis_Pressure		Seis_Suction	
Id	Calc	Limit	Calc	Limit	Calc	Limit	Calc	Limit

PLS	Customer	Elbert Rentals	Job No	22-8706
	Project	Building Expansion	Date	5/3/2022
	Location	Newberg, OR 97132	Designed By	AC
	Size	117 x 90 x 14.8 x 14.1	Checked By	

3 LSup -0.06 2.56 0.02 MidS 0.04 3.62 0.01 LSup 0.00 0.00

LOAD ID - Seismic_Pressure:

GIRT ACTIONS:

-----Shear(k)-----					-----Moment(f-k)-----					
Bay	Left	Left	Right	Right	Left	Left	Mid-Span	Right	Right	
Id	Sup	Lap	Lap	Sup	Sup	Lap	Mom	Loc	Lap	Sup
---	---	---	---	---	---	---	---	---	---	---
3	0.01			-0.01	0.00		-0.01	1.42		0.00

STRENGTH/DEFLECTION:

Bay	-----Shear(k)-----				-----Moment(f-k)-----				-Mom+Shr-		Deflect(in)	
Id	Loc	Calc	Limit	UC	Loc	Calc	Limit	UC	Loc	UC	Calc	Limit
---	---	---	---	---	---	---	---	---	---	---	---	---
3	LSup	0.01	2.56	0.00	MidS	-0.01	4.37	0.00	LSup	0.00	0.00	

LOAD ID - Seismic_Suction:

GIRT ACTIONS:

-----Shear(k)-----					-----Moment(f-k)-----					
Bay	Left	Left	Right	Right	Left	Left	Mid-Span	Right	Right	
Id	Sup	Lap	Lap	Sup	Sup	Lap	Mom	Loc	Lap	Sup
---	---	---	---	---	---	---	---	---	---	---
3	-0.01			0.01	0.00		0.01	1.42		0.00

STRENGTH/DEFLECTION:

Bay	-----Shear(k)-----				-----Moment(f-k)-----				-Mom+Shr-		Deflect(in)	
Id	Loc	Calc	Limit	UC	Loc	Calc	Limit	UC	Loc	UC	Calc	Limit
---	---	---	---	---	---	---	---	---	---	---	---	---
3	LSup	-0.01	2.56	0.00	MidS	0.01	3.62	0.00	LSup	0.00	0.00	

DEFLECTION (Working Load):

Span	Wind_Pressure		Wind_Suction		Seis_Pressure		Seis_Suction		
	Id	Calc	Limit	Calc	Limit	Calc	Limit	Calc	Limit
---	---	---	---	---	---	---	---	---	---
3		0.00	0.38	0.00	0.38	0.00	0.38	0.00	0.38

=====

22-8706 Wall 4 - Girt Design 3 (Locate 4.00) 4/29/22 3:58pm

=====

GIRT LAYOUT:

Available

PLS	Customer	Elbert Rentals	Job No	22-8706
	Project	Building Expansion	Date	5/3/2022
	Location	Newberg, OR 97132	Designed By	AC
	Size	117 x 90 x 14.8 x 14.1	Checked By	

Bay	Design	--Lap(ft)--	Load	No.	Reduction				
Id	Part	Locate	Length	Width	Brace	Weight	Factor	Out	In
3	8Z16	4.0000	1.10	4.00	0	3.2	0.00	0.65	
						3.2			

LOAD ID - 0.6Wind_Pressure:

GIRT ACTIONS:

-----Shear(k)-----					-----Moment(f-k)-----					
Bay	Left	Left	Right	Right	Left	Left	Mid-Span	Right	Right	
Id	Sup	Lap	Lap	Sup	Sup	Lap	Mom	Loc	Lap	Sup
3	0.02			-0.02	0.00		-0.01	0.55		0.00

STRENGTH/DEFLECTION:

Bay	-----Shear(k)-----				-----Moment(f-k)-----				-Mom+Shr-		Deflect(in)	
Id	Loc	Calc	Limit	UC	Loc	Calc	Limit	UC	Loc	UC	Calc	Limit
3	LSup	0.02	2.56	0.01	MidS	-0.01	4.37	0.00	LSup	0.00	0.00	

LOAD ID - 0.6Wind_Suction:

GIRT ACTIONS:

-----Shear(k)-----					-----Moment(f-k)-----					
Bay	Left	Left	Right	Right	Left	Left	Mid-Span	Right	Right	
Id	Sup	Lap	Lap	Sup	Sup	Lap	Mom	Loc	Lap	Sup
3	-0.02			0.02	0.00		0.01	0.55		0.00

STRENGTH/DEFLECTION:

Bay	-----Shear(k)-----				-----Moment(f-k)-----				-Mom+Shr-		Deflect(in)	
Id	Loc	Calc	Limit	UC	Loc	Calc	Limit	UC	Loc	UC	Calc	Limit
3	LSup	-0.02	2.56	0.01	MidS	0.01	4.15	0.00	LSup	0.00	0.00	

LOAD ID - Seismic_Pressure:

GIRT ACTIONS:

-----Shear(k)-----					-----Moment(f-k)-----					
Bay	Left	Left	Right	Right	Left	Left	Mid-Span	Right	Right	
Id	Sup	Lap	Lap	Sup	Sup	Lap	Mom	Loc	Lap	Sup
3	0.00			0.00	0.00		0.00	0.55		0.00

PLS	Customer	Elbert Rentals	Job No	22-8706
	Project	Building Expansion	Date	5/3/2022
	Location	Newberg, OR 97132	Designed By	AC
	Size	117 x 90 x 14.8 x 14.1	Checked By	

STRENGTH/DEFLECTION:

Bay	-----Shear(k)-----				-----Moment(f-k)-----				-Mom+Shr-		Deflect(in)	
Id	Loc	Calc	Limit	UC	Loc	Calc	Limit	UC	Loc	UC	Calc	Limit
3	LSup	0.00	2.56	0.00	MidS	0.00	4.37	0.00	LSup	0.00	0.00	

LOAD ID - Seismic_Suction:

GIRT ACTIONS:

Bay	-----Shear(k)-----				-----Moment(f-k)-----					
Id	Left Sup	Left Lap	Right Lap	Right Sup	Left Sup	Left Lap	Mid-Span Mom	Loc	Right Lap	Right Sup
3	0.00			0.00	0.00		0.00	0.55		0.00

STRENGTH/DEFLECTION:

Bay	-----Shear(k)-----				-----Moment(f-k)-----				-Mom+Shr-		Deflect(in)	
Id	Loc	Calc	Limit	UC	Loc	Calc	Limit	UC	Loc	UC	Calc	Limit
3	LSup	0.00	2.56	0.00	MidS	0.00	4.15	0.00	LSup	0.00	0.00	

DEFLECTION (Working Load):

Span	Wind_Pressure		Wind_Suction		Seis_Pressure		Seis_Suction	
Id	Calc	Limit	Calc	Limit	Calc	Limit	Calc	Limit
3	0.00	0.15	0.00	0.15	0.00	0.15	0.00	0.15

```
=====
22-8706          Wall 4 - Girt Design 4 (Locate 4.00)      4/29/22  3:58pm
=====
```

GIRT LAYOUT:

Bay	Design	--Lap(ft)--	Load	No.	Available Reduction Factor			
Id	Part	Locate	Length	Width	Brace	Weight	Out	In
3	8Z16	4.0000	2.40	4.00	0	6.9	0.00	0.65
						6.9		

LOAD ID - 0.6Wind_Pressure:

GIRT ACTIONS:

PLS	Customer	Elbert Rentals	Job No	22-8706
	Project	Building Expansion	Date	5/3/2022
	Location	Newberg, OR 97132	Designed By	AC
	Size	117 x 90 x 14.8 x 14.1	Checked By	

```

-----Shear(k )-----
Bay  Left  Left  Right  Right  Left  Left  Mid-Span  Right  Right
Id   Sup   Lap   Lap   Sup   Sup   Lap   Mom   Loc   Lap   Sup
-----
3    0.05                -0.05  0.00          -0.03  1.20          0.00

```

STRENGTH/DEFLECTION:

```

Bay  -----Shear(k )-----  -----Moment(f-k )-----  -Mom+Shr-  Deflect(in)
Id  Loc   Calc Limit  UC  Loc   Calc Limit  UC  Loc  UC   Calc Limit
-----
3   LSup  0.05  2.56 0.02  MidS -0.03  4.37 0.01  LSup 0.00  0.00

```

LOAD ID - 0.6Wind_Suction:

GIRT ACTIONS:

```

-----Shear(k )-----
Bay  Left  Left  Right  Right  Left  Left  Mid-Span  Right  Right
Id   Sup   Lap   Lap   Sup   Sup   Lap   Mom   Loc   Lap   Sup
-----
3   -0.05                0.05  0.00          0.03  1.20          0.00

```

STRENGTH/DEFLECTION:

```

Bay  -----Shear(k )-----  -----Moment(f-k )-----  -Mom+Shr-  Deflect(in)
Id  Loc   Calc Limit  UC  Loc   Calc Limit  UC  Loc  UC   Calc Limit
-----
3   LSup -0.05  2.56 0.02  MidS  0.03  3.62 0.01  LSup 0.00  0.00

```

LOAD ID - Seismic_Pressure:

GIRT ACTIONS:

```

-----Shear(k )-----
Bay  Left  Left  Right  Right  Left  Left  Mid-Span  Right  Right
Id   Sup   Lap   Lap   Sup   Sup   Lap   Mom   Loc   Lap   Sup
-----
3    0.01                -0.01  0.00          0.00  1.20          0.00

```

STRENGTH/DEFLECTION:

```

Bay  -----Shear(k )-----  -----Moment(f-k )-----  -Mom+Shr-  Deflect(in)
Id  Loc   Calc Limit  UC  Loc   Calc Limit  UC  Loc  UC   Calc Limit
-----
3   LSup  0.01  2.56 0.00  MidS  0.00  4.37 0.00  LSup 0.00  0.00

```

LOAD ID - Seismic_Suction:

GIRT ACTIONS:

PLS	Customer	Elbert Rentals	Job No	22-8706
	Project	Building Expansion	Date	5/3/2022
	Location	Newberg, OR 97132	Designed By	AC
	Size	117 x 90 x 14.8 x 14.1	Checked By	

-----Shear(k)-----					-----Moment(f-k)-----					
Bay	Left	Left	Right	Right	Left	Left	Mid-Span	Right	Right	
Id	Sup	Lap	Lap	Sup	Sup	Lap	Mom	Loc	Lap	Sup
3	-0.01			0.01	0.00		0.00	1.20		0.00

STRENGTH/DEFLECTION:

Bay	-----Shear(k)-----				-----Moment(f-k)-----				-Mom+Shr-		Deflect(in)	
Id	Loc	Calc	Limit	UC	Loc	Calc	Limit	UC	Loc	UC	Calc	Limit
3	LSup	-0.01	2.56	0.00	MidS	0.00	3.62	0.00	LSup	0.00	0.00	

DEFLECTION (Working Load):

Span	Wind_Pressure		Wind_Suction		Seis_Pressure		Seis_Suction	
Id	Calc	Limit	Calc	Limit	Calc	Limit	Calc	Limit
3	0.00	0.32	0.00	0.32	0.00	0.32	0.00	0.32

=====
 22-8706 Wall 4 - Girt Design 5 (Locate 8.00) 4/29/22 3:58pm
 =====

GIRT LAYOUT:

Bay	Id	Part	Locate	Design Length	--Lap(ft)--		Load Width	No. Brace	Weight	Available Reduction Factor	
					Left	Right				Out	In
1	8Z16	8.0000	29.00		1.00	4.00	2	86.4	0.00	0.70	
2	8Z16	8.0000	30.00	1.00	1.00	4.00	2	92.2	0.00	0.70	
3	8Z16	8.0000	18.94	1.00		4.00	1	57.4	0.00	0.70	
								236.0			

LOAD ID - 0.6Wind_Pressure:

GIRT ACTIONS:

-----Shear(k)-----					-----Moment(f-k)-----					
Bay	Left	Left	Right	Right	Left	Left	Mid-Span	Right	Right	
Id	Sup	Lap	Lap	Sup	Sup	Lap	Mom	Loc	Lap	Sup
1	0.43		-0.64	-0.68	0.00		-2.46	11.31	2.89	3.55
2	0.59	0.56	-0.52	-0.56	3.55	2.98	-1.05	15.47	2.47	3.01
3	0.55	0.51		-0.32	3.01	2.48	-0.89	13.93		0.00

STRENGTH/DEFLECTION:

Bay	-----Shear(k)-----				-----Moment(f-k)-----				-Mom+Shr-		Deflect(in)	
Id	Loc	Calc	Limit	UC	Loc	Calc	Limit	UC	Loc	UC	Calc	Limit

PLS	Customer	Elbert Rentals	Job No	22-8706
	Project	Building Expansion	Date	5/3/2022
	Location	Newberg, OR 97132	Designed By	AC
	Size	117 x 90 x 14.8 x 14.1	Checked By	

```

-----
1  RLap  -0.64  2.56  0.25  RLap  2.89  3.87  0.75  RLap  0.66  -1.22
2  LLap   0.56  2.56  0.22  LLap  2.98  3.83  0.78  LLap  0.66  -0.27
3  LLap   0.51  2.56  0.20  LLap  2.48  3.84  0.65  LLap  0.56  -1.26

```

LAP BOLT SHEAR/BEARING:

Bolt Size =0.500 (GR_5)

```

Bay  -----Left_Lap(k)-----  -----Right_Lap(k)-----
  Id   Calc Shear  Bear  UC      Calc Shear  Bear  UC
-----
1      0.89  5.30  1.75  0.51      0.89  5.30  1.75  0.51
2      0.89  5.30  1.75  0.51      0.75  5.30  1.75  0.43
3      0.75  5.30  1.75  0.43

```

LOAD ID - 0.6Wind_Suction:

GIRT ACTIONS:

```

-----Shear(k)-----  -----Moment(f-k)-----
Bay  Left  Left  Right  Right  Left  Left  Mid-Span  Right  Right
  Id  Sup   Lap   Lap   Sup   Sup   Lap   Mom   Loc   Lap   Sup
-----
1  -0.47      0.67  0.71  0.00      2.58  11.48  -3.02  -3.71
2  -0.62 -0.58  0.54  0.58  -3.71  -3.11  1.09  15.48  -2.58  -3.14
3  -0.57 -0.53      0.34  -3.14  -2.59  0.93  13.93      0.00

```

STRENGTH/DEFLECTION:

```

Bay  -----Shear(k)-----  -----Moment(f-k)-----  -Mom+Shr-  Deflect(in)
  Id  Loc   Calc Limit  UC  Loc   Calc Limit  UC  Loc  UC  Calc Limit
-----
1  RLap  0.67  2.56  0.26  MidS  2.58  3.32  0.78  RLap  0.69  1.28
2  LLap -0.58  2.56  0.23  LLap -3.11  4.37  0.71  LLap  0.69  0.28
3  LLap -0.53  2.56  0.21  LLap -2.59  4.37  0.59  LLap  0.58  1.32

```

LAP BOLT SHEAR/BEARING:

Bolt Size =0.500 (GR_5)

```

Bay  -----Left_Lap(k)-----  -----Right_Lap(k)-----
  Id   Calc Shear  Bear  UC      Calc Shear  Bear  UC
-----
1      0.93  5.30  1.75  0.53      0.93  5.30  1.75  0.53
2      0.93  5.30  1.75  0.53      0.79  5.30  1.75  0.45
3      0.79  5.30  1.75  0.45

```

LOAD ID - Seismic_Pressure:

PLS	Customer	Elbert Rentals	Job No	22-8706
	Project	Building Expansion	Date	5/3/2022
	Location	Newberg, OR 97132	Designed By	AC
	Size	117 x 90 x 14.8 x 14.1	Checked By	

GIRT ACTIONS:

Bay Id	-----Shear(k)-----				-----Moment(f-k)-----					
	Left Sup	Left Lap	Right Lap	Right Sup	Left Sup	Left Lap	Mid-Span Mom	Right Loc	Right Lap	Right Sup
1	0.06		-0.09	-0.10	0.00		-0.35	11.31	0.41	0.50
2	0.08	0.08	-0.07	-0.08	0.50	0.42	-0.15	15.47	0.35	0.42
3	0.08	0.07		-0.05	0.42	0.35	-0.11	11.91		0.00

STRENGTH/DEFLECTION:

Bay Id	Loc	-----Shear(k)-----			-----Moment(f-k)-----				-Mom+Shr-		Deflect(in)	
		Calc	Limit	UC	Loc	Calc	Limit	UC	Loc	UC	Calc	Limit
1	RLap	-0.09	2.56	0.04	RLap	0.41	3.87	0.11	RLap	0.09	-0.17	
2	LLap	0.08	2.56	0.03	LLap	0.42	3.83	0.11	LLap	0.09	-0.04	
3	LLap	0.07	2.56	0.03	LLap	0.35	3.83	0.09	LLap	0.08	-0.18	

LAP BOLT SHEAR/BEARING:

Bolt Size =0.500 (GR_5)

Bay Id	-----Left_Lap(k)-----				-----Right_Lap(k)-----			
	Calc	Shear	Bear	UC	Calc	Shear	Bear	UC
1					0.13	5.30	1.75	0.07
2	0.13	5.30	1.75	0.07	0.11	5.30	1.75	0.06
3	0.11	5.30	1.75	0.06				

LOAD ID - Seismic_Suction:

GIRT ACTIONS:

Bay Id	-----Shear(k)-----				-----Moment(f-k)-----					
	Left Sup	Left Lap	Right Lap	Right Sup	Left Sup	Left Lap	Mid-Span Mom	Right Loc	Right Lap	Right Sup
1	-0.06		0.09	0.10	0.00		0.35	11.31	-0.41	-0.50
2	-0.08	-0.08	0.07	0.08	-0.50	-0.42	0.15	15.47	-0.35	-0.42
3	-0.08	-0.07		0.05	-0.42	-0.35	0.11	11.92		0.00

STRENGTH/DEFLECTION:

Bay Id	Loc	-----Shear(k)-----			-----Moment(f-k)-----				-Mom+Shr-		Deflect(in)	
		Calc	Limit	UC	Loc	Calc	Limit	UC	Loc	UC	Calc	Limit
1	RLap	0.09	2.56	0.04	MidS	0.35	3.32	0.10	RLap	0.09	0.17	
2	LLap	-0.08	2.56	0.03	LLap	-0.42	4.37	0.10	LLap	0.09	0.04	
3	LLap	-0.07	2.56	0.03	LLap	-0.35	4.37	0.08	LLap	0.08	0.18	

PLS	Customer	Elbert Rentals	Job No	22-8706
	Project	Building Expansion	Date	5/3/2022
	Location	Newberg, OR 97132	Designed By	AC
	Size	117 x 90 x 14.8 x 14.1	Checked By	

LAP BOLT SHEAR/BEARING:

Bolt Size =0.500 (GR_5)

Bay	-----Left_Lap(k)-----				-----Right_Lap(k)-----			
Id	Calc	Shear	Bear	UC	Calc	Shear	Bear	UC
1					0.13	5.30	1.75	0.07
2	0.13	5.30	1.75	0.07	0.11	5.30	1.75	0.06
3	0.11	5.30	1.75	0.06				

DEFLECTION (Working Load):

Span Id	Wind_Pressure		Wind_Suction		Seis_Pressure		Seis_Suction	
	Calc	Limit	Calc	Limit	Calc	Limit	Calc	Limit
1	-0.98	3.87	1.03	3.87	-0.17	3.87	0.17	3.87
2	-0.21	4.00	0.22	4.00	-0.04	4.00	0.04	4.00
3	-1.00		1.06		-0.18		0.18	

```
=====
22-8706          Wall 4 - Girt Design 6 (Locate 8.00)      4/29/22  3:58pm
=====
```

GIRT LAYOUT:

Bay Id	Part	Locate	Design Length	--Lap(ft)--		Load Width	No. Brace	Weight	Available Reduction Factor	
				Left	Right				Out	In
3	8Z16	8.0000	2.40			4.00	0	6.9	0.00	0.65
								6.9		

LOAD ID - 0.6Wind_Pressure:

GIRT ACTIONS:

Bay Id	-----Shear(k)-----				-----Moment (f-k)-----					
	Left Sup	Left Lap	Right Lap	Right Sup	Left Sup	Left Lap	Mid-Span Mom	Right Loc	Right Lap	Right Sup
3	0.05			-0.05	0.00		-0.03	1.20		0.00

STRENGTH/DEFLECTION:

Bay Id	-----Shear(k)-----				-----Moment (f-k)-----				-Mom+Shr-		Deflect(in)	
	Loc	Calc	Limit	UC	Loc	Calc	Limit	UC	Loc	UC	Calc	Limit
3	LSup	0.05	2.56	0.02	MidS	-0.03	4.37	0.01	LSup	0.00	0.00	

PLS	Customer	Elbert Rentals	Job No	22-8706
	Project	Building Expansion	Date	5/3/2022
	Location	Newberg, OR 97132	Designed By	AC
	Size	117 x 90 x 14.8 x 14.1	Checked By	

LOAD ID - 0.6Wind_Suction:

GIRT ACTIONS:

-----Shear(k)-----					-----Moment(f-k)-----					
Bay	Left	Left	Right	Right	Left	Left	Mid-Span	Right	Right	
Id	Sup	Lap	Lap	Sup	Sup	Lap	Mom	Loc	Lap	Sup
3	-0.05			0.05	0.00		0.03	1.20		0.00

STRENGTH/DEFLECTION:

Bay	-----Shear(k)-----				-----Moment(f-k)-----				-Mom+Shr-		Deflect(in)	
Id	Loc	Calc	Limit	UC	Loc	Calc	Limit	UC	Loc	UC	Calc	Limit
3	LSup	-0.05	2.56	0.02	MidS	0.03	3.62	0.01	LSup	0.00	0.00	

LOAD ID - Seismic_Pressure:

GIRT ACTIONS:

-----Shear(k)-----					-----Moment(f-k)-----					
Bay	Left	Left	Right	Right	Left	Left	Mid-Span	Right	Right	
Id	Sup	Lap	Lap	Sup	Sup	Lap	Mom	Loc	Lap	Sup
3	0.01			-0.01	0.00		0.00	1.20		0.00

STRENGTH/DEFLECTION:

Bay	-----Shear(k)-----				-----Moment(f-k)-----				-Mom+Shr-		Deflect(in)	
Id	Loc	Calc	Limit	UC	Loc	Calc	Limit	UC	Loc	UC	Calc	Limit
3	LSup	0.01	2.56	0.00	MidS	0.00	4.37	0.00	LSup	0.00	0.00	

LOAD ID - Seismic_Suction:

GIRT ACTIONS:

-----Shear(k)-----					-----Moment(f-k)-----					
Bay	Left	Left	Right	Right	Left	Left	Mid-Span	Right	Right	
Id	Sup	Lap	Lap	Sup	Sup	Lap	Mom	Loc	Lap	Sup
3	-0.01			0.01	0.00		0.00	1.20		0.00

STRENGTH/DEFLECTION:

Bay	-----Shear(k)-----				-----Moment(f-k)-----				-Mom+Shr-		Deflect(in)	
Id	Loc	Calc	Limit	UC	Loc	Calc	Limit	UC	Loc	UC	Calc	Limit
3	LSup	-0.01	2.56	0.00	MidS	0.00	3.62	0.00	LSup	0.00	0.00	

PLS	Customer	Elbert Rentals	Job No	22-8706
	Project	Building Expansion	Date	5/3/2022
	Location	Newberg, OR 97132	Designed By	AC
	Size	117 x 90 x 14.8 x 14.1	Checked By	

```

-----
1          0.58  5.30  1.75  0.33
2  0.58  5.30  1.75  0.33  0.64  5.30  1.75  0.36
3  1.10  5.30  3.07  0.36

```

LOAD ID - 0.6Wind_Suction:

GIRT ACTIONS:

```

-----Shear(k)-----      -----Moment(f-k)-----
Bay  Left  Left  Right  Right      Left  Left  Mid-Span  Right  Right
Id   Sup   Lap   Lap   Sup       Sup   Lap   Mom   Loc   Lap   Sup
-----
1  -0.36      0.48  0.51      0.00      2.05  11.87  -1.91  -2.41
2  -0.40 -0.38  0.46  0.49     -2.41  -2.02  0.35  13.63  -3.16  -3.63
3  -0.76 -0.73      0.92     -3.63  -2.89  5.43  19.27      0.00

```

STRENGTH/DEFLECTION:

```

Bay  -----Shear(k)-----      -----Moment(f-k)-----      -Mom+Shr-      Deflect(in)
Id  Loc   Calc Limit  UC  Loc  Calc Limit  UC  Loc  UC  Loc  UC  Calc Limit
-----
1  RLap  0.48  2.56  0.19  MidS  2.05  3.32  0.62  RLap  0.45  1.08
2  RLap  0.46  2.56  0.18  RLap  -3.16  4.37  0.72  RLap  0.69  -0.19
3  RSup  0.92  12.17  0.08  MidS  5.43  6.72  0.81  MidS  0.57  1.56

```

LAP BOLT SHEAR/BEARING:

Bolt Size =0.500 (GR_5)

```

Bay  -----Left_Lap(k)-----      -----Right_Lap(k)-----
Id  Calc Shear  Bear  UC  Calc Shear  Bear  UC
-----
1          0.60  5.30  1.75  0.34
2  0.60  5.30  1.75  0.34  0.67  5.30  1.75  0.38
3  1.15  5.30  3.07  0.38

```

LOAD ID - Seismic_Pressure:

GIRT ACTIONS:

```

-----Shear(k)-----      -----Moment(f-k)-----
Bay  Left  Left  Right  Right      Left  Left  Mid-Span  Right  Right
Id   Sup   Lap   Lap   Sup       Sup   Lap   Mom   Loc   Lap   Sup
-----
1  0.05      -0.07  -0.07      0.00      -0.28  11.71  0.26  0.33
2  0.05  0.05  -0.06  -0.07      0.33  0.27  -0.05  13.64  0.43  0.49
3  0.10  0.10      -0.12      0.49  0.39  -0.73  19.27      0.00

```

STRENGTH/DEFLECTION:

PLS	Customer	Elbert Rentals	Job No	22-8706
	Project	Building Expansion	Date	5/3/2022
	Location	Newberg, OR 97132	Designed By	AC
	Size	117 x 90 x 14.8 x 14.1	Checked By	

Bay	-----Shear(k)-----				-----Moment(f-k)-----				-Mom+Shr-		Deflect(in)	
Id	Loc	Calc	Limit	UC	Loc	Calc	Limit	UC	Loc	UC	Calc	Limit
1	RLap	-0.07	2.56	0.03	RLap	0.26	3.89	0.07	RLap	0.06	-0.15	
2	RLap	-0.06	2.56	0.02	RLap	0.43	3.79	0.11	RLap	0.09	0.02	
3	RSup	-0.12	12.17	0.01	MidS	-0.73	8.69	0.08	LSup	0.00	-0.21	

LAP BOLT SHEAR/BEARING:

Bolt Size =0.500 (GR_5)

Bay	-----Left_Lap(k)-----				-----Right_Lap(k)-----			
Id	Calc	Shear	Bear	UC	Calc	Shear	Bear	UC
1					0.08	5.30	1.75	0.05
2	0.08	5.30	1.75	0.05	0.09	5.30	1.75	0.05
3	0.16	5.30	3.07	0.05				

LOAD ID - Seismic_Suction:

GIRT ACTIONS:

Bay	-----Shear(k)-----				-----Moment(f-k)-----					
	Left	Left	Right	Right	Left	Left	Mid-Span	Right	Right	
Id	Sup	Lap	Lap	Sup	Sup	Lap	Mom	Loc	Lap	Sup
1	-0.05		0.07	0.07	0.00		0.28	11.71	-0.26	-0.32
2	-0.05	-0.05	0.06	0.07	-0.32	-0.27	0.05	13.63	-0.43	-0.49
3	-0.10	-0.10		0.12	-0.49	-0.39	0.73	19.27		0.00

STRENGTH/DEFLECTION:

Bay	-----Shear(k)-----				-----Moment(f-k)-----				-Mom+Shr-		Deflect(in)	
Id	Loc	Calc	Limit	UC	Loc	Calc	Limit	UC	Loc	UC	Calc	Limit
1	RLap	0.07	2.56	0.03	MidS	0.28	3.32	0.08	RLap	0.06	0.15	
2	RLap	0.06	2.56	0.02	RLap	-0.43	4.37	0.10	RLap	0.09	-0.02	
3	RSup	0.12	12.17	0.01	MidS	0.73	6.72	0.11	LSup	0.00	0.21	

LAP BOLT SHEAR/BEARING:

Bolt Size =0.500 (GR_5)

Bay	-----Left_Lap(k)-----				-----Right_Lap(k)-----			
Id	Calc	Shear	Bear	UC	Calc	Shear	Bear	UC
1					0.08	5.30	1.75	0.05
2	0.08	5.30	1.75	0.05	0.09	5.30	1.75	0.05
3	0.16	5.30	3.07	0.05				

PLS	Customer	Elbert Rentals	Job No	22-8706
	Project	Building Expansion	Date	5/3/2022
	Location	Newberg, OR 97132	Designed By	AC
	Size	117 x 90 x 14.8 x 14.1	Checked By	

DEFLECTION (Working Load):

Span Id	Wind_Pressure		Wind_Suction		Seis_Pressure		Seis_Suction	
	Calc	Limit	Calc	Limit	Calc	Limit	Calc	Limit
1	-0.83	3.87	0.87	3.87	-0.15	3.87	0.15	3.87
2	0.14	4.00	-0.15	4.00	0.02	4.00	-0.02	4.00
3	-1.19	3.96	1.25	3.96	-0.21	3.96	0.21	3.96

22-8706 Wall 4 - Door Jamb & Header Design 4/29/22 3:58pm

LAYOUT:

Open Id	Bay Id	Locate	Part	Length	Load	
					Width	Weight
4	3	JambL	8C16	12.00	4.00	34.6
		JambR	8C16	12.00	4.00	34.6
		Header	8c16	8.00	2.00	23.0

STRENGTH/DEFLECTION:

Open Id	Member	Load Id	--Shear(k)--		--Moment(ft, f-k)--			Mom+ Shear	Max UC	Deflect(in)	
			Calc	Limit	Loc	Calc	Limit			Calc	Limit
4	JambL	WP	-0.46	2.5	8.00	-1.52	5.0	0.24	0.30	-0.13	1.60
		WS	0.48	2.5	8.00	1.59	4.2	0.25	0.37	0.13	1.60
		SP	-0.06	2.5	8.00	-0.21	5.0	0.03	0.04	-0.02	1.60
		SS	0.06	2.5	8.00	0.21	4.2	0.03	0.05	0.02	1.60
	JambR	WP	0.28	2.5	7.36	-0.87	5.0	0.17	0.17	-0.08	1.60
		WS	-0.31	2.5	7.39	0.95	4.1	0.19	0.23	0.09	1.60
		SP	0.04	2.5	7.36	-0.12	5.0	0.00	0.02	-0.01	1.60
		SS	-0.04	2.5	7.46	0.12	4.1	0.00	0.03	0.01	1.60
	Header	WP	0.08	2.5	4.00	-0.15	5.0	0.00	0.03	-0.01	1.07
		WS	-0.08	2.5	4.00	0.16	4.1	0.00	0.04	0.01	1.07
		SP	0.01	2.5	4.00	-0.02	5.0	0.00	0.00	0.00	1.07
		SS	-0.01	2.5	4.00	0.02	4.1	0.00	0.01	0.00	1.07

WP - 0.6Wind_Pressure
WS - 0.6Wind_Suction
SP - Seismic_Pressure
SS - Seismic_Suction

22-8706 Wall 4 - Panel Design (Bay 3) 4/29/22 3:58pm

PANEL DATA:

Bay Rotation Panel

pbs	Customer	Elbert Rentals	Job No	22-8706
	Project	Building Expansion	Date	5/3/2022
	Location	Newberg, OR 97132	Designed By	AC
	Size	117 x 90 x 14.8 x 14.1	Checked By	

Id	Part	Type	Gage	Yield	Stiffness	Height
3	26 PBR	PBR	26.00	80.0	0.00	13.93

MOMENTS & DEFLECTION:

Span Id	Locate(ft)		Load	-----Moment (ft-lb/ft)-----								
	Start	End		Start Calc	Limit	Midspan Calc	Limit	End Calc	Limit	Max UC	Deflect (in) Calc	Limit
1	0.00	4.00	WP	0.0	139.0	-14.0	139.0	18.7	150.4	0.12	-0.02	0.53
			WS	0.0	150.4	15.2	150.4	-20.2	139.0	0.15	0.02	0.53
2	4.00	8.00	WP	18.7	150.4	-5.7	139.0	14.8	150.4	0.12	0.00	0.53
			WS	-20.2	139.0	6.2	150.4	-16.0	139.0	0.15	0.00	0.53
3	8.00	12.00	WP	14.8	150.4	-9.1	139.0	11.8	150.4	0.10	-0.01	0.53
			WS	-16.0	139.0	9.9	150.4	-12.8	139.0	0.11	0.01	0.53
4	12.00	13.93	WP	11.8	150.4	-1.0	139.0	0.0	139.0	0.08	0.00	0.26
			WS	-12.8	139.0	1.1	150.4	0.0	150.4	0.09	0.00	0.26

WP - 0.6Wind_Pressure

WS - 0.6Wind_Suction

=====
 22-8706 Wall 4 - Liner Panel 4/29/22 3:58pm
 =====

PANEL DATA:

--Bay_Id-	Start	End	Height	Part	Type	Gage	Yield	Rotation
								Stiffness
1	3	Eave	B-LINER	BLS	29.00	80.0	0.00	

=====
 22-8706 Wall 4 - Panel Zones 4/29/22 3:58pm
 =====

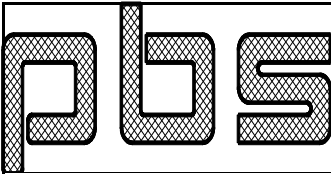
PANEL:

Part	Thick (in)	Yield (ksi)	Tensile Strength (ksi)
26 PBR	0.019	80.00	94.40

GIRT SCREWS:

Part	Dia (in)	Washer (in)	Limit (k)
T3125PTW	0.21	0.50	2.80

PANEL ZONE LAYOUT:



Customer	Elbert Rentals	Job No	22-8706
Project	Building Expansion	Date	5/3/2022
Location	Newberg, OR 97132	Designed By	AC
Size	117 x 90 x 14.8 x 14.1	Checked By	

```

-----
Zone          --Girt(ft,ft,in)--  Panel
----Wall(ft)--- Bay          Load  Min  Span
Id  Description  Offset1 Offset2  Id Locate Width Thick  (ft)
-----
1  Interior      5.63   84.37   1   4.00  4.00  0.060  4.00
2  Lt Edge       0.00    5.63   1   4.00  4.00  0.060  4.00
3  Rt Edge      84.37   90.00   3   4.00  4.00  0.060  4.00
    
```

GIRT SCREW CHECK:

```

-----
Screw      Wind      -----Limit(k )-----
Zone Space  Suction  Load      Girt      Panel      Screw      Max
Id   (ft)   (psf )   (k )      Pullout  Pullover  Tension    UC
-----
1    1.00   12.12   0.05      0.23     0.44     0.75     0.21
2    1.00   12.12   0.05      0.23     0.44     0.75     0.21
3    1.00   12.12   0.05      0.23     0.44     0.75     0.21
    
```

=====
22-8706 Wall 4 - Weight Summary 4/29/22 3:58pm
=====

```

Girts          =   816.79
Jambs/Headers =   92.16
-----
                908.95
    
```

=====
22-8706 Wall 4 - Warning Summary 4/29/22 3:58pm
=====

.. No Warnings

PLS	Customer	Elbert Rentals	Job No	22-8706
	Project	Building Expansion	Date	5/3/2022
	Location	Newberg, OR 97132	Designed By	AC
	Size	117 x 90 x 14.8 x 14.1	Checked By	

=====

22-8706 Wall 1 - Design Code 4/29/22 3:58pm

=====

STRUCTURAL CODE:

Design Basis : WS - Working Stress
Hot Rolled Steel : AISC16
Cold Formed Steel : NAUS16

BUILDING CODE:

Wind Code : OSSC 19 (IBC 18)
Seismic Zone : D

MODULUS OF ELASTICITY:

Hot Rolled Steel : 29000 (ksi)
Cold Formed Steel : 29500 (ksi)

=====

22-8706 Wall 1 - Column & Rafter Design 4/29/22 3:58pm

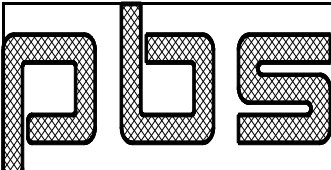
=====

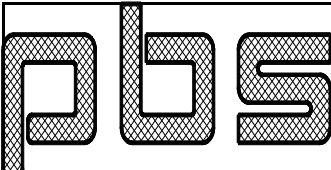
MEMBER LAYOUT:

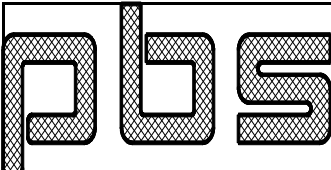
Id	Locate (ft)	Part	---Web(in)--		-Flange(in)-		Length (ft)	Weight (lb)	----Max_Load----		
			Depth	Thick	Width	Thick			Id	UC	Report
Col1	0.7	W8X10	7.48	0.170	3.94	0.205	13.1	131.5	17	0.17	Mom+Axl
Col2	18.5	W8X10	7.48	0.170	3.94	0.205	14.6	146.3	17	0.79	Mom+Axl
Col3	38.5	W8X10	7.48	0.170	3.94	0.205	16.3	163.0	17	0.38	Mom+Axl
Col4	58.5	W8X10	7.48	0.170	3.94	0.205	17.4	173.8	16	0.54	Mom+Axl
Col5	78.5	W8X10	7.48	0.170	3.94	0.205	15.7	156.8	17	0.34	Mom+Axl
Col6	98.5	W8X10	7.48	0.170	3.94	0.205	14.0	139.9	16	0.68	Mom+Axl
Col7	116.3	W8X10	7.48	0.170	3.94	0.205	12.5	124.7	16	0.15	Mom+Axl
Raf1	Surf 2	W10X12	9.45	0.190	3.96	0.210	19.6	235.6	3	0.70	Mom+Axl
Raf2	Surf 2	W10X12	9.45	0.190	3.96	0.210	35.6	426.7	50	0.74	Mom+Axl
Raf3	Surf 3	W10X12	9.45	0.190	3.96	0.210	22.5	270.2	3	0.65	Mom+Axl
Raf4	Surf 3	W10X12	9.45	0.190	3.96	0.210	39.7	476.5	60	0.71	Mom+Axl
Total=								2445.0			

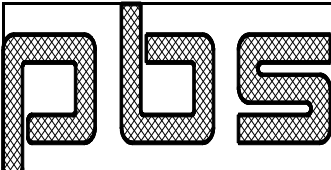
DESIGN ACTIONS/STRENGTH:

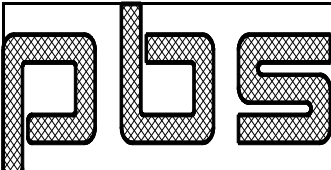
Id	Load Id	---Axial(k)--		---Shear(k)--		-Moment(f-k)-	
		Calc	Limit	Calc	Limit	Calc	Limit
Col1	1	3.88	66.40	0.00	26.83	0.00	19.94
Col1	2	1.56	66.40	0.00	26.83	0.00	19.94
Col1	3	4.46	66.40	0.00	26.83	0.00	19.94

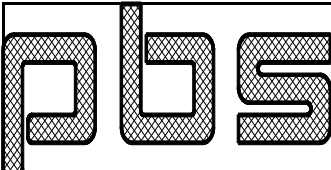
			Customer	Elbert Rentals				Job No	22-8706
			Project	Building Expansion				Date	5/3/2022
			Location	Newberg, OR 97132				Designed By	AC
			Size	117 x 90 x 14.8 x 14.1				Checked By	
Coll	4	4.46	66.40	0.00	26.83	0.00	19.94		
Coll	5	4.46	66.40	0.00	26.83	0.00	19.94		
Coll	6	3.30	66.40	0.00	26.83	0.00	19.94		
Coll	7	3.73	66.40	0.00	26.83	0.00	19.94		
Coll	8	3.73	66.40	0.00	26.83	0.00	19.94		
Coll	9	3.73	66.40	0.00	26.83	0.00	19.94		
Coll	10	-0.80	88.62	0.95	26.83	-3.11	20.22		
Coll	11	-0.23	88.62	0.95	26.83	-3.11	20.22		
Coll	12	-0.80	88.62	-1.01	26.83	3.33	20.22		
Coll	13	-0.23	88.62	-1.01	26.83	3.33	20.22		
Coll	14	-0.66	88.62	-1.01	26.83	3.33	20.22		
Coll	15	-0.27	88.62	-1.01	26.83	3.33	20.22		
Coll	16	-0.16	88.62	-1.01	26.83	3.33	20.22		
Coll	17	0.36	66.40	-1.01	26.83	3.33	20.22		
Coll	18	2.72	66.40	-0.76	26.83	2.49	20.22		
Coll	19	3.01	66.40	-0.76	26.83	2.49	20.22		
Coll	20	2.24	66.40	-0.76	26.83	2.49	20.22		
Coll	21	2.67	66.40	-0.76	26.83	2.49	20.22		
Coll	22	3.15	66.40	-0.76	26.83	2.49	20.22		
Coll	23	3.44	66.40	-0.76	26.83	2.49	20.22		
Coll	24	2.68	66.40	-0.76	26.83	2.49	20.22		
Coll	25	3.10	66.40	-0.76	26.83	2.49	20.22		
Coll	26	3.15	66.40	-0.76	26.83	2.49	20.22		
Coll	27	3.44	66.40	-0.76	26.83	2.49	20.22		
Coll	28	2.68	66.40	-0.76	26.83	2.49	20.22		
Coll	29	3.10	66.40	-0.76	26.83	2.49	20.22		
Coll	30	3.15	66.40	-0.76	26.83	2.49	20.22		
Coll	31	3.44	66.40	-0.76	26.83	2.49	20.22		
Coll	32	2.68	66.40	-0.76	26.83	2.49	20.22		
Coll	33	3.10	66.40	-0.76	26.83	2.49	20.22		
Coll	34	-1.04	88.62	0.95	26.83	-3.11	20.22		
Coll	35	-0.48	88.62	0.95	26.83	-3.11	20.22		
Coll	36	-1.04	88.62	-1.01	26.83	3.33	20.22		
Coll	37	-0.48	88.62	-1.01	26.83	3.33	20.22		
Coll	38	-0.90	88.62	-1.01	26.83	3.33	20.22		
Coll	39	-0.52	88.62	-1.01	26.83	3.33	20.22		
Coll	40	-0.41	88.62	-1.01	26.83	3.33	20.22		
Coll	41	0.06	66.40	-1.01	26.83	3.33	20.22		
Coll	42	1.75	66.40	0.00	26.83	0.00	19.94		
Coll	43	1.68	66.40	0.00	26.83	0.00	19.94		
Coll	44	3.43	66.40	0.00	26.83	0.00	19.94		
Coll	45	3.38	66.40	0.00	26.83	0.00	19.94		
Coll	46	1.69	66.40	0.00	26.83	0.00	19.94		
Coll	47	1.64	66.40	0.00	26.83	0.00	19.94		
Coll	48	0.41	66.40	0.00	26.83	0.00	19.94		
Coll	49	0.34	66.40	0.00	26.83	0.00	19.94		
Coll	50	4.51	66.40	0.00	26.83	0.00	19.94		
Coll	51	3.77	66.40	0.00	26.83	0.00	19.94		
Coll	52	2.82	66.40	-0.76	26.83	2.49	20.22		
Coll	53	3.11	66.40	-0.76	26.83	2.49	20.22		
Coll	54	3.19	66.40	-0.76	26.83	2.49	20.22		
Coll	55	3.48	66.40	-0.76	26.83	2.49	20.22		
Coll	56	3.88	66.40	0.00	26.83	0.00	19.94		
Coll	57	3.88	66.40	0.00	26.83	0.00	19.94		

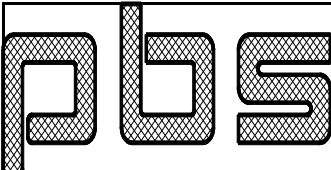
			Customer	Elbert Rentals			Job No	22-8706
			Project	Building Expansion			Date	5/3/2022
			Location	Newberg, OR 97132			Designed By	AC
			Size	117 x 90 x 14.8 x 14.1			Checked By	
Col1	58	3.91	66.40	0.00	26.83	0.00	19.94	
Col1	59	3.86	66.40	0.00	26.83	0.00	19.94	
Col1	60	2.41	66.40	0.00	26.83	0.00	19.94	
Col1	61	2.20	66.40	0.00	26.83	0.00	19.94	
Col1	62	1.24	66.40	-0.76	26.83	2.49	20.22	
Col1	63	1.53	66.40	-0.76	26.83	2.49	20.22	
Col1	64	1.61	66.40	-0.76	26.83	2.49	20.22	
Col1	65	1.91	66.40	-0.76	26.83	2.49	20.22	
Col1	66	2.31	66.40	0.00	26.83	0.00	19.94	
Col1	67	2.31	66.40	0.00	26.83	0.00	19.94	
Col1	68	2.33	66.40	0.00	26.83	0.00	19.94	
Col1	69	2.28	66.40	0.00	26.83	0.00	19.94	
Col1	70	-0.90	88.62	0.00	26.83	0.00	19.94	
Col1	71	-0.52	88.62	0.00	26.83	0.00	19.94	
Col1	72	-0.41	88.62	0.00	26.83	0.00	19.94	
Col1	73	0.06	66.40	0.00	26.83	0.00	19.94	
Col1	74	-1.04	88.62	0.00	26.83	0.00	19.94	
Col1	75	-0.48	88.62	0.00	26.83	0.00	19.94	
Col1	76	2.35	66.40	0.00	26.83	0.00	19.94	
Col1	77	2.63	66.40	0.00	26.83	0.00	19.94	
Col1	78	2.72	66.40	0.00	26.83	0.00	19.94	
Col1	79	3.01	66.40	0.00	26.83	0.00	19.94	
Col1	80	2.24	66.40	0.00	26.83	0.00	19.94	
Col1	81	2.67	66.40	0.00	26.83	0.00	19.94	
Col1	82	2.78	66.40	0.00	26.83	0.00	19.94	
Col1	83	2.78	66.40	0.00	26.83	0.00	19.94	
Col1	84	2.78	66.40	0.00	26.83	0.00	19.94	
Col1	85	3.07	66.40	0.00	26.83	0.00	19.94	
Col1	86	3.07	66.40	0.00	26.83	0.00	19.94	
Col1	87	3.07	66.40	0.00	26.83	0.00	19.94	
Col1	88	3.15	66.40	0.00	26.83	0.00	19.94	
Col1	89	3.15	66.40	0.00	26.83	0.00	19.94	
Col1	90	3.15	66.40	0.00	26.83	0.00	19.94	
Col1	91	3.44	66.40	0.00	26.83	0.00	19.94	
Col1	92	3.44	66.40	0.00	26.83	0.00	19.94	
Col1	93	3.44	66.40	0.00	26.83	0.00	19.94	
Col1	94	2.68	66.40	0.00	26.83	0.00	19.94	
Col1	95	3.10	66.40	0.00	26.83	0.00	19.94	
Col1	96	2.68	66.40	0.00	26.83	0.00	19.94	
Col1	97	3.10	66.40	0.00	26.83	0.00	19.94	
Col1	98	2.68	66.40	0.00	26.83	0.00	19.94	
Col1	99	3.10	66.40	0.00	26.83	0.00	19.94	
Col2	1	10.76	66.40	0.00	26.83	0.00	5.71	
Col2	2	4.19	66.40	0.00	26.83	0.00	5.71	
Col2	3	12.40	66.40	0.00	26.83	0.00	5.71	
Col2	4	12.40	66.40	0.00	26.83	0.00	5.71	
Col2	5	12.40	66.40	0.00	26.83	0.00	5.71	
Col2	6	9.12	66.40	0.00	26.83	0.00	5.71	
Col2	7	10.35	66.40	0.00	26.83	0.00	5.71	
Col2	8	10.35	66.40	0.00	26.83	0.00	5.71	
Col2	9	10.35	66.40	0.00	26.83	0.00	5.71	
Col2	10	-1.92	88.62	1.33	26.83	-4.86	20.63	
Col2	11	-0.52	88.62	1.33	26.83	-4.86	20.63	
Col2	12	-1.92	88.62	-1.38	26.83	5.06	6.49	

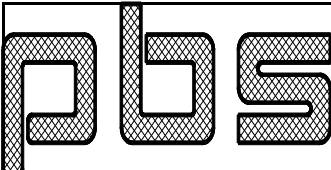
			Customer	Elbert Rentals				Job No	22-8706
			Project	Building Expansion				Date	5/3/2022
			Location	Newberg, OR 97132				Designed By	AC
			Size	117 x 90 x 14.8 x 14.1				Checked By	
Col2	13	-0.52	88.62	-1.38	26.83	5.06	6.49		
Col2	14	-2.17	88.62	-1.38	26.83	5.06	6.49		
Col2	15	0.40	66.40	-1.38	26.83	5.06	6.49		
Col2	16	-0.93	88.62	-1.38	26.83	5.06	6.49		
Col2	17	1.63	66.40	-1.38	26.83	5.06	6.49		
Col2	18	7.12	66.40	-1.04	26.83	3.80	6.49		
Col2	19	8.93	66.40	-1.04	26.83	3.80	6.49		
Col2	20	6.38	66.40	-1.04	26.83	3.80	6.49		
Col2	21	7.42	66.40	-1.04	26.83	3.80	6.49		
Col2	22	8.35	66.40	-1.04	26.83	3.80	6.49		
Col2	23	10.16	66.40	-1.04	26.83	3.80	6.49		
Col2	24	7.61	66.40	-1.04	26.83	3.80	6.49		
Col2	25	8.65	66.40	-1.04	26.83	3.80	6.49		
Col2	26	8.35	66.40	-1.04	26.83	3.80	6.49		
Col2	27	10.16	66.40	-1.04	26.83	3.80	6.49		
Col2	28	7.61	66.40	-1.04	26.83	3.80	6.49		
Col2	29	8.65	66.40	-1.04	26.83	3.80	6.49		
Col2	30	8.35	66.40	-1.04	26.83	3.80	6.49		
Col2	31	10.16	66.40	-1.04	26.83	3.80	6.49		
Col2	32	7.61	66.40	-1.04	26.83	3.80	6.49		
Col2	33	8.65	66.40	-1.04	26.83	3.80	6.49		
Col2	34	-2.61	88.62	1.33	26.83	-4.86	20.63		
Col2	35	-1.22	88.62	1.33	26.83	-4.86	20.63		
Col2	36	-2.61	88.62	-1.38	26.83	5.06	6.49		
Col2	37	-1.22	88.62	-1.38	26.83	5.06	6.49		
Col2	38	-2.87	88.62	-1.38	26.83	5.06	6.49		
Col2	39	-0.44	88.62	-1.38	26.83	5.06	6.49		
Col2	40	-1.62	88.62	-1.38	26.83	5.06	6.49		
Col2	41	0.88	66.40	-1.38	26.83	5.06	6.49		
Col2	42	4.69	66.40	0.00	26.83	0.00	5.71		
Col2	43	7.21	66.40	0.00	26.83	0.00	5.71		
Col2	44	9.47	66.40	0.00	26.83	0.00	5.71		
Col2	45	11.38	66.40	0.00	26.83	0.00	5.71		
Col2	46	4.54	66.40	0.00	26.83	0.00	5.71		
Col2	47	6.45	66.40	0.00	26.83	0.00	5.71		
Col2	48	1.02	66.40	0.00	26.83	0.00	5.71		
Col2	49	3.54	66.40	0.00	26.83	0.00	5.71		
Col2	50	12.12	66.40	0.00	26.83	0.00	5.71		
Col2	51	10.14	66.40	0.00	26.83	0.00	5.71		
Col2	52	7.20	66.40	-1.04	26.83	3.80	6.49		
Col2	53	9.03	66.40	-1.04	26.83	3.80	6.49		
Col2	54	8.14	66.40	-1.04	26.83	3.80	6.49		
Col2	55	9.96	66.40	-1.04	26.83	3.80	6.49		
Col2	56	10.43	66.40	0.00	26.83	0.00	5.71		
Col2	57	10.43	66.40	0.00	26.83	0.00	5.71		
Col2	58	10.49	66.40	0.00	26.83	0.00	5.71		
Col2	59	12.37	66.40	0.00	26.83	0.00	5.71		
Col2	60	6.76	66.40	0.00	26.83	0.00	5.71		
Col2	61	6.12	66.40	0.00	26.83	0.00	5.71		
Col2	62	3.19	66.40	-1.04	26.83	3.80	6.49		
Col2	63	5.00	66.40	-1.04	26.83	3.80	6.49		
Col2	64	4.12	66.40	-1.04	26.83	3.80	6.49		
Col2	65	5.93	66.40	-1.04	26.83	3.80	6.49		
Col2	66	6.41	66.40	0.00	26.83	0.00	5.71		

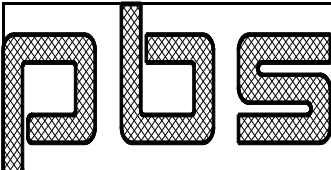
			Customer	Elbert Rentals			Job No	22-8706
			Project	Building Expansion			Date	5/3/2022
			Location	Newberg, OR 97132			Designed By	AC
			Size	117 x 90 x 14.8 x 14.1			Checked By	
Col2	67	6.41	66.40	0.00	26.83	0.00	5.71	
Col2	68	6.47	66.40	0.00	26.83	0.00	5.71	
Col2	69	8.34	66.40	0.00	26.83	0.00	5.71	
Col2	70	-2.87	88.62	0.00	26.83	0.00	5.71	
Col2	71	-0.44	88.62	0.00	26.83	0.00	5.71	
Col2	72	-1.62	88.62	0.00	26.83	0.00	5.71	
Col2	73	0.88	66.40	0.00	26.83	0.00	5.71	
Col2	74	-2.61	88.62	0.00	26.83	0.00	5.71	
Col2	75	-1.22	88.62	0.00	26.83	0.00	5.71	
Col2	76	6.18	66.40	0.00	26.83	0.00	5.71	
Col2	77	8.00	66.40	0.00	26.83	0.00	5.71	
Col2	78	7.12	66.40	0.00	26.83	0.00	5.71	
Col2	79	8.93	66.40	0.00	26.83	0.00	5.71	
Col2	80	6.38	66.40	0.00	26.83	0.00	5.71	
Col2	81	7.42	66.40	0.00	26.83	0.00	5.71	
Col2	82	7.41	66.40	0.00	26.83	0.00	5.71	
Col2	83	7.41	66.40	0.00	26.83	0.00	5.71	
Col2	84	7.41	66.40	0.00	26.83	0.00	5.71	
Col2	85	9.24	66.40	0.00	26.83	0.00	5.71	
Col2	86	9.24	66.40	0.00	26.83	0.00	5.71	
Col2	87	9.24	66.40	0.00	26.83	0.00	5.71	
Col2	88	8.35	66.40	0.00	26.83	0.00	5.71	
Col2	89	8.35	66.40	0.00	26.83	0.00	5.71	
Col2	90	8.35	66.40	0.00	26.83	0.00	5.71	
Col2	91	10.16	66.40	0.00	26.83	0.00	5.71	
Col2	92	10.16	66.40	0.00	26.83	0.00	5.71	
Col2	93	10.16	66.40	0.00	26.83	0.00	5.71	
Col2	94	7.61	66.40	0.00	26.83	0.00	5.71	
Col2	95	8.65	66.40	0.00	26.83	0.00	5.71	
Col2	96	7.61	66.40	0.00	26.83	0.00	5.71	
Col2	97	8.65	66.40	0.00	26.83	0.00	5.71	
Col2	98	7.61	66.40	0.00	26.83	0.00	5.71	
Col2	99	8.65	66.40	0.00	26.83	0.00	5.71	
Col3	1	10.06	64.65	0.00	26.83	0.00	13.76	
Col3	2	3.94	64.65	0.00	26.83	0.00	13.76	
Col3	3	11.60	64.65	0.00	26.83	0.00	13.76	
Col3	4	11.60	64.65	0.00	26.83	0.00	13.76	
Col3	5	11.60	64.65	0.00	26.83	0.00	13.76	
Col3	6	8.53	64.65	0.00	26.83	0.00	13.76	
Col3	7	9.68	64.65	0.00	26.83	0.00	13.76	
Col3	8	9.68	64.65	0.00	26.83	0.00	13.76	
Col3	9	9.68	64.65	0.00	26.83	0.00	13.76	
Col3	10	-1.97	88.62	1.56	26.83	-6.38	21.18	
Col3	11	-0.18	88.62	1.56	26.83	-6.38	21.18	
Col3	12	-1.97	88.62	-1.63	26.83	6.64	17.72	
Col3	13	-0.18	88.62	-1.63	26.83	6.64	17.72	
Col3	14	-0.48	88.62	-1.63	26.83	6.64	17.72	
Col3	15	-0.46	88.62	-1.63	26.83	6.64	17.72	
Col3	16	0.81	64.65	-1.63	26.83	6.64	17.72	
Col3	17	0.83	64.65	-1.63	26.83	6.64	17.72	
Col3	18	7.80	64.65	-1.22	26.83	4.98	17.72	
Col3	19	7.81	64.65	-1.22	26.83	4.98	17.72	
Col3	20	5.84	64.65	-1.22	26.83	4.98	17.72	
Col3	21	7.19	64.65	-1.22	26.83	4.98	17.72	

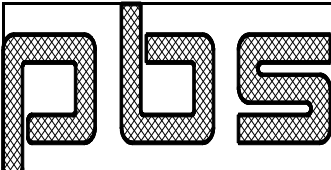
			Customer	Elbert Rentals				Job No	22-8706
			Project	Building Expansion				Date	5/3/2022
			Location	Newberg, OR 97132				Designed By	AC
			Size	117 x 90 x 14.8 x 14.1				Checked By	
Col3	22	8.95	64.65	-1.22	26.83	4.98	17.72		
Col3	23	8.96	64.65	-1.22	26.83	4.98	17.72		
Col3	24	6.99	64.65	-1.22	26.83	4.98	17.72		
Col3	25	8.34	64.65	-1.22	26.83	4.98	17.72		
Col3	26	8.95	64.65	-1.22	26.83	4.98	17.72		
Col3	27	8.96	64.65	-1.22	26.83	4.98	17.72		
Col3	28	6.99	64.65	-1.22	26.83	4.98	17.72		
Col3	29	8.34	64.65	-1.22	26.83	4.98	17.72		
Col3	30	8.95	64.65	-1.22	26.83	4.98	17.72		
Col3	31	8.96	64.65	-1.22	26.83	4.98	17.72		
Col3	32	6.99	64.65	-1.22	26.83	4.98	17.72		
Col3	33	8.34	64.65	-1.22	26.83	4.98	17.72		
Col3	34	-2.62	88.62	1.56	26.83	-6.38	21.18		
Col3	35	-0.83	88.62	1.56	26.83	-6.38	21.18		
Col3	36	-2.62	88.62	-1.63	26.83	6.64	17.72		
Col3	37	-0.83	88.62	-1.63	26.83	6.64	17.72		
Col3	38	-1.12	88.62	-1.63	26.83	6.64	17.72		
Col3	39	-1.11	88.62	-1.63	26.83	6.64	17.72		
Col3	40	0.10	64.65	-1.63	26.83	6.64	17.72		
Col3	41	0.11	64.65	-1.63	26.83	6.64	17.72		
Col3	42	6.55	64.65	0.00	26.83	0.00	13.76		
Col3	43	4.22	64.65	0.00	26.83	0.00	13.76		
Col3	44	10.49	64.65	0.00	26.83	0.00	13.76		
Col3	45	8.72	64.65	0.00	26.83	0.00	13.76		
Col3	46	5.89	64.65	0.00	26.83	0.00	13.76		
Col3	47	4.13	64.65	0.00	26.83	0.00	13.76		
Col3	48	3.11	64.65	0.00	26.83	0.00	13.76		
Col3	49	0.78	64.65	0.00	26.83	0.00	13.76		
Col3	50	13.54	64.65	0.00	26.83	0.00	13.76		
Col3	51	11.14	64.65	0.00	26.83	0.00	13.76		
Col3	52	9.56	64.65	-1.22	26.83	4.98	17.72		
Col3	53	9.56	64.65	-1.22	26.83	4.98	17.72		
Col3	54	10.41	64.65	-1.22	26.83	4.98	17.72		
Col3	55	10.40	64.65	-1.22	26.83	4.98	17.72		
Col3	56	11.41	64.65	0.00	26.83	0.00	13.76		
Col3	57	11.41	64.65	0.00	26.83	0.00	13.76		
Col3	58	13.06	64.65	0.00	26.83	0.00	13.76		
Col3	59	11.32	64.65	0.00	26.83	0.00	13.76		
Col3	60	5.82	64.65	0.00	26.83	0.00	13.76		
Col3	61	5.35	64.65	0.00	26.83	0.00	13.76		
Col3	62	3.77	64.65	-1.22	26.83	4.98	17.72		
Col3	63	3.78	64.65	-1.22	26.83	4.98	17.72		
Col3	64	4.61	64.65	-1.22	26.83	4.98	17.72		
Col3	65	4.63	64.65	-1.22	26.83	4.98	17.72		
Col3	66	5.62	64.65	0.00	26.83	0.00	13.76		
Col3	67	5.62	64.65	0.00	26.83	0.00	13.76		
Col3	68	7.27	64.65	0.00	26.83	0.00	13.76		
Col3	69	5.54	64.65	0.00	26.83	0.00	13.76		
Col3	70	-1.12	88.62	0.00	26.83	0.00	13.76		
Col3	71	-1.11	88.62	0.00	26.83	0.00	13.76		
Col3	72	0.10	64.65	0.00	26.83	0.00	13.76		
Col3	73	0.11	64.65	0.00	26.83	0.00	13.76		
Col3	74	-2.62	88.62	0.00	26.83	0.00	13.76		
Col3	75	-0.83	88.62	0.00	26.83	0.00	13.76		

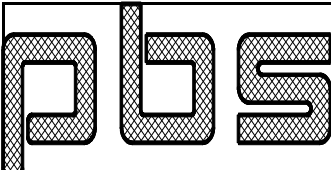
			Customer	Elbert Rentals			Job No	22-8706
			Project	Building Expansion			Date	5/3/2022
			Location	Newberg, OR 97132			Designed By	AC
			Size	117 x 90 x 14.8 x 14.1			Checked By	
Col3	76	6.96	64.65	0.00	26.83	0.00	13.76	
Col3	77	6.97	64.65	0.00	26.83	0.00	13.76	
Col3	78	7.80	64.65	0.00	26.83	0.00	13.76	
Col3	79	7.81	64.65	0.00	26.83	0.00	13.76	
Col3	80	5.84	64.65	0.00	26.83	0.00	13.76	
Col3	81	7.19	64.65	0.00	26.83	0.00	13.76	
Col3	82	8.11	64.65	0.00	26.83	0.00	13.76	
Col3	83	8.11	64.65	0.00	26.83	0.00	13.76	
Col3	84	8.11	64.65	0.00	26.83	0.00	13.76	
Col3	85	8.12	64.65	0.00	26.83	0.00	13.76	
Col3	86	8.12	64.65	0.00	26.83	0.00	13.76	
Col3	87	8.12	64.65	0.00	26.83	0.00	13.76	
Col3	88	8.95	64.65	0.00	26.83	0.00	13.76	
Col3	89	8.95	64.65	0.00	26.83	0.00	13.76	
Col3	90	8.95	64.65	0.00	26.83	0.00	13.76	
Col3	91	8.96	64.65	0.00	26.83	0.00	13.76	
Col3	92	8.96	64.65	0.00	26.83	0.00	13.76	
Col3	93	8.96	64.65	0.00	26.83	0.00	13.76	
Col3	94	6.99	64.65	0.00	26.83	0.00	13.76	
Col3	95	8.34	64.65	0.00	26.83	0.00	13.76	
Col3	96	6.99	64.65	0.00	26.83	0.00	13.76	
Col3	97	8.34	64.65	0.00	26.83	0.00	13.76	
Col3	98	6.99	64.65	0.00	26.83	0.00	13.76	
Col3	99	8.34	64.65	0.00	26.83	0.00	13.76	
Col4	1	10.33	62.66	0.00	26.83	0.00	11.30	
Col4	2	4.04	62.66	0.00	26.83	0.00	11.30	
Col4	3	11.90	62.66	0.00	26.83	0.00	11.30	
Col4	4	11.90	62.66	0.00	26.83	0.00	11.30	
Col4	5	11.90	62.66	0.00	26.83	0.00	11.30	
Col4	6	8.76	62.66	0.00	26.83	0.00	11.30	
Col4	7	9.93	62.66	0.00	26.83	0.00	11.30	
Col4	8	9.93	62.66	0.00	26.83	0.00	11.30	
Col4	9	9.93	62.66	0.00	26.83	0.00	11.30	
Col4	10	-0.75	88.62	1.67	26.83	-7.25	20.42	
Col4	11	-1.26	88.62	1.67	26.83	-7.25	20.42	
Col4	12	-0.75	88.62	-1.74	26.83	7.55	14.14	
Col4	13	-1.26	88.62	-1.74	26.83	7.55	14.14	
Col4	14	-0.24	88.62	-1.74	26.83	7.55	14.14	
Col4	15	-0.28	88.62	-1.74	26.83	7.55	14.14	
Col4	16	0.97	62.66	-1.74	26.83	7.55	14.14	
Col4	17	0.92	62.66	-1.74	26.83	7.55	14.14	
Col4	18	8.11	62.66	-1.30	26.83	5.66	14.14	
Col4	19	8.07	62.66	-1.30	26.83	5.66	14.14	
Col4	20	6.94	62.66	-1.30	26.83	5.66	14.14	
Col4	21	6.57	62.66	-1.30	26.83	5.66	14.14	
Col4	22	9.28	62.66	-1.30	26.83	5.66	14.14	
Col4	23	9.24	62.66	-1.30	26.83	5.66	14.14	
Col4	24	8.12	62.66	-1.30	26.83	5.66	14.14	
Col4	25	7.74	62.66	-1.30	26.83	5.66	14.14	
Col4	26	9.28	62.66	-1.30	26.83	5.66	14.14	
Col4	27	9.24	62.66	-1.30	26.83	5.66	14.14	
Col4	28	8.12	62.66	-1.30	26.83	5.66	14.14	
Col4	29	7.74	62.66	-1.30	26.83	5.66	14.14	
Col4	30	9.28	62.66	-1.30	26.83	5.66	14.14	

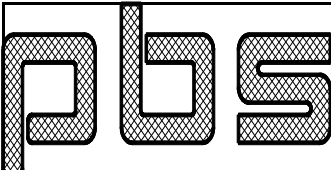
			Customer	Elbert Rentals			Job No	22-8706
			Project	Building Expansion			Date	5/3/2022
			Location	Newberg, OR 97132			Designed By	AC
			Size	117 x 90 x 14.8 x 14.1			Checked By	
Col4	31	9.24	62.66	-1.30	26.83	5.66	14.14	
Col4	32	8.12	62.66	-1.30	26.83	5.66	14.14	
Col4	33	7.74	62.66	-1.30	26.83	5.66	14.14	
Col4	34	-1.42	88.62	1.67	26.83	-7.25	20.42	
Col4	35	-1.92	88.62	1.67	26.83	-7.25	20.42	
Col4	36	-1.42	88.62	-1.74	26.83	7.55	14.14	
Col4	37	-1.92	88.62	-1.74	26.83	7.55	14.14	
Col4	38	-0.91	88.62	-1.74	26.83	7.55	14.14	
Col4	39	-0.95	88.62	-1.74	26.83	7.55	14.14	
Col4	40	0.23	62.66	-1.74	26.83	7.55	14.14	
Col4	41	0.18	62.66	-1.74	26.83	7.55	14.14	
Col4	42	4.53	62.66	0.00	26.83	0.00	11.30	
Col4	43	4.37	62.66	0.00	26.83	0.00	11.30	
Col4	44	9.10	62.66	0.00	26.83	0.00	11.30	
Col4	45	8.98	62.66	0.00	26.83	0.00	11.30	
Col4	46	4.39	62.66	0.00	26.83	0.00	11.30	
Col4	47	4.27	62.66	0.00	26.83	0.00	11.30	
Col4	48	1.00	62.66	0.00	26.83	0.00	11.30	
Col4	49	0.84	62.66	0.00	26.83	0.00	11.30	
Col4	50	9.24	62.66	0.00	26.83	0.00	11.30	
Col4	51	7.94	62.66	0.00	26.83	0.00	11.30	
Col4	52	6.52	62.66	-1.30	26.83	5.66	14.14	
Col4	53	6.48	62.66	-1.30	26.83	5.66	14.14	
Col4	54	7.29	62.66	-1.30	26.83	5.66	14.14	
Col4	55	7.25	62.66	-1.30	26.83	5.66	14.14	
Col4	56	8.23	62.66	0.00	26.83	0.00	11.30	
Col4	57	8.23	62.66	0.00	26.83	0.00	11.30	
Col4	58	8.28	62.66	0.00	26.83	0.00	11.30	
Col4	59	8.17	62.66	0.00	26.83	0.00	11.30	
Col4	60	11.77	62.66	0.00	26.83	0.00	11.30	
Col4	61	9.84	62.66	0.00	26.83	0.00	11.30	
Col4	62	8.41	62.66	-1.30	26.83	5.66	14.14	
Col4	63	8.38	62.66	-1.30	26.83	5.66	14.14	
Col4	64	9.19	62.66	-1.30	26.83	5.66	14.14	
Col4	65	9.15	62.66	-1.30	26.83	5.66	14.14	
Col4	66	10.12	62.66	0.00	26.83	0.00	11.30	
Col4	67	10.12	62.66	0.00	26.83	0.00	11.30	
Col4	68	10.18	62.66	0.00	26.83	0.00	11.30	
Col4	69	10.07	62.66	0.00	26.83	0.00	11.30	
Col4	70	-0.91	88.62	0.00	26.83	0.00	11.30	
Col4	71	-0.95	88.62	0.00	26.83	0.00	11.30	
Col4	72	0.23	62.66	0.00	26.83	0.00	11.30	
Col4	73	0.18	62.66	0.00	26.83	0.00	11.30	
Col4	74	-1.42	88.62	0.00	26.83	0.00	11.30	
Col4	75	-1.92	88.62	0.00	26.83	0.00	11.30	
Col4	76	7.33	62.66	0.00	26.83	0.00	11.30	
Col4	77	7.30	62.66	0.00	26.83	0.00	11.30	
Col4	78	8.11	62.66	0.00	26.83	0.00	11.30	
Col4	79	8.07	62.66	0.00	26.83	0.00	11.30	
Col4	80	6.94	62.66	0.00	26.83	0.00	11.30	
Col4	81	6.57	62.66	0.00	26.83	0.00	11.30	
Col4	82	8.51	62.66	0.00	26.83	0.00	11.30	
Col4	83	8.51	62.66	0.00	26.83	0.00	11.30	
Col4	84	8.51	62.66	0.00	26.83	0.00	11.30	

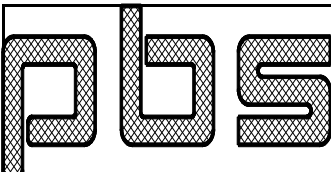
			Customer	Elbert Rentals			Job No	22-8706
			Project	Building Expansion			Date	5/3/2022
			Location	Newberg, OR 97132			Designed By	AC
			Size	117 x 90 x 14.8 x 14.1			Checked By	
Col4	85	8.47	62.66	0.00	26.83	0.00	11.30	
Col4	86	8.47	62.66	0.00	26.83	0.00	11.30	
Col4	87	8.47	62.66	0.00	26.83	0.00	11.30	
Col4	88	9.28	62.66	0.00	26.83	0.00	11.30	
Col4	89	9.28	62.66	0.00	26.83	0.00	11.30	
Col4	90	9.28	62.66	0.00	26.83	0.00	11.30	
Col4	91	9.24	62.66	0.00	26.83	0.00	11.30	
Col4	92	9.24	62.66	0.00	26.83	0.00	11.30	
Col4	93	9.24	62.66	0.00	26.83	0.00	11.30	
Col4	94	8.12	62.66	0.00	26.83	0.00	11.30	
Col4	95	7.74	62.66	0.00	26.83	0.00	11.30	
Col4	96	8.12	62.66	0.00	26.83	0.00	11.30	
Col4	97	7.74	62.66	0.00	26.83	0.00	11.30	
Col4	98	8.12	62.66	0.00	26.83	0.00	11.30	
Col4	99	7.74	62.66	0.00	26.83	0.00	11.30	
Col5	1	10.04	65.75	0.00	26.83	0.00	14.19	
Col5	2	3.92	65.75	0.00	26.83	0.00	14.19	
Col5	3	11.57	65.75	0.00	26.83	0.00	14.19	
Col5	4	11.57	65.75	0.00	26.83	0.00	14.19	
Col5	5	11.57	65.75	0.00	26.83	0.00	14.19	
Col5	6	8.51	65.75	0.00	26.83	0.00	14.19	
Col5	7	9.66	65.75	0.00	26.83	0.00	14.19	
Col5	8	9.66	65.75	0.00	26.83	0.00	14.19	
Col5	9	9.66	65.75	0.00	26.83	0.00	14.19	
Col5	10	-0.28	88.62	1.51	26.83	-5.90	21.03	
Col5	11	-2.04	88.62	1.51	26.83	-5.90	21.03	
Col5	12	-0.28	88.62	-1.57	26.83	6.15	18.27	
Col5	13	-2.04	88.62	-1.57	26.83	6.15	18.27	
Col5	14	-0.50	88.62	-1.57	26.83	6.15	18.27	
Col5	15	-0.37	88.62	-1.57	26.83	6.15	18.27	
Col5	16	0.82	65.75	-1.57	26.83	6.15	18.27	
Col5	17	0.95	65.75	-1.57	26.83	6.15	18.27	
Col5	18	7.80	65.75	-1.18	26.83	4.61	18.27	
Col5	19	7.89	65.75	-1.18	26.83	4.61	18.27	
Col5	20	7.09	65.75	-1.18	26.83	4.61	18.27	
Col5	21	5.77	65.75	-1.18	26.83	4.61	18.27	
Col5	22	8.95	65.75	-1.18	26.83	4.61	18.27	
Col5	23	9.04	65.75	-1.18	26.83	4.61	18.27	
Col5	24	8.24	65.75	-1.18	26.83	4.61	18.27	
Col5	25	6.91	65.75	-1.18	26.83	4.61	18.27	
Col5	26	8.95	65.75	-1.18	26.83	4.61	18.27	
Col5	27	9.04	65.75	-1.18	26.83	4.61	18.27	
Col5	28	8.24	65.75	-1.18	26.83	4.61	18.27	
Col5	29	6.91	65.75	-1.18	26.83	4.61	18.27	
Col5	30	8.95	65.75	-1.18	26.83	4.61	18.27	
Col5	31	9.04	65.75	-1.18	26.83	4.61	18.27	
Col5	32	8.24	65.75	-1.18	26.83	4.61	18.27	
Col5	33	6.91	65.75	-1.18	26.83	4.61	18.27	
Col5	34	-0.93	88.62	1.51	26.83	-5.90	21.03	
Col5	35	-2.69	88.62	1.51	26.83	-5.90	21.03	
Col5	36	-0.93	88.62	-1.57	26.83	6.15	18.27	
Col5	37	-2.69	88.62	-1.57	26.83	6.15	18.27	
Col5	38	-1.15	88.62	-1.57	26.83	6.15	18.27	
Col5	39	-1.02	88.62	-1.57	26.83	6.15	18.27	

			Customer	Elbert Rentals				Job No	22-8706
			Project	Building Expansion				Date	5/3/2022
			Location	Newberg, OR 97132				Designed By	AC
			Size	117 x 90 x 14.8 x 14.1				Checked By	
Col5	40	0.11	65.75	-1.57	26.83	6.15	18.27		
Col5	41	0.24	65.75	-1.57	26.83	6.15	18.27		
Col5	42	4.21	65.75	0.00	26.83	0.00	14.19		
Col5	43	6.52	65.75	0.00	26.83	0.00	14.19		
Col5	44	8.71	65.75	0.00	26.83	0.00	14.19		
Col5	45	10.46	65.75	0.00	26.83	0.00	14.19		
Col5	46	4.12	65.75	0.00	26.83	0.00	14.19		
Col5	47	5.87	65.75	0.00	26.83	0.00	14.19		
Col5	48	0.78	65.75	0.00	26.83	0.00	14.19		
Col5	49	3.09	65.75	0.00	26.83	0.00	14.19		
Col5	50	5.71	65.75	0.00	26.83	0.00	14.19		
Col5	51	5.26	65.75	0.00	26.83	0.00	14.19		
Col5	52	3.67	65.75	-1.18	26.83	4.61	18.27		
Col5	53	3.78	65.75	-1.18	26.83	4.61	18.27		
Col5	54	4.55	65.75	-1.18	26.83	4.61	18.27		
Col5	55	4.65	65.75	-1.18	26.83	4.61	18.27		
Col5	56	5.54	65.75	0.00	26.83	0.00	14.19		
Col5	57	5.54	65.75	0.00	26.83	0.00	14.19		
Col5	58	5.46	65.75	0.00	26.83	0.00	14.19		
Col5	59	7.18	65.75	0.00	26.83	0.00	14.19		
Col5	60	12.46	65.75	0.00	26.83	0.00	14.19		
Col5	61	10.33	65.75	0.00	26.83	0.00	14.19		
Col5	62	8.74	65.75	-1.18	26.83	4.61	18.27		
Col5	63	8.83	65.75	-1.18	26.83	4.61	18.27		
Col5	64	9.62	65.75	-1.18	26.83	4.61	18.27		
Col5	65	9.70	65.75	-1.18	26.83	4.61	18.27		
Col5	66	10.60	65.75	0.00	26.83	0.00	14.19		
Col5	67	10.60	65.75	0.00	26.83	0.00	14.19		
Col5	68	10.53	65.75	0.00	26.83	0.00	14.19		
Col5	69	12.24	65.75	0.00	26.83	0.00	14.19		
Col5	70	-1.15	88.62	0.00	26.83	0.00	14.19		
Col5	71	-1.02	88.62	0.00	26.83	0.00	14.19		
Col5	72	0.11	65.75	0.00	26.83	0.00	14.19		
Col5	73	0.24	65.75	0.00	26.83	0.00	14.19		
Col5	74	-0.93	88.62	0.00	26.83	0.00	14.19		
Col5	75	-2.69	88.62	0.00	26.83	0.00	14.19		
Col5	76	6.92	65.75	0.00	26.83	0.00	14.19		
Col5	77	7.02	65.75	0.00	26.83	0.00	14.19		
Col5	78	7.80	65.75	0.00	26.83	0.00	14.19		
Col5	79	7.89	65.75	0.00	26.83	0.00	14.19		
Col5	80	7.09	65.75	0.00	26.83	0.00	14.19		
Col5	81	5.77	65.75	0.00	26.83	0.00	14.19		
Col5	82	8.07	65.75	0.00	26.83	0.00	14.19		
Col5	83	8.07	65.75	0.00	26.83	0.00	14.19		
Col5	84	8.07	65.75	0.00	26.83	0.00	14.19		
Col5	85	8.17	65.75	0.00	26.83	0.00	14.19		
Col5	86	8.17	65.75	0.00	26.83	0.00	14.19		
Col5	87	8.17	65.75	0.00	26.83	0.00	14.19		
Col5	88	8.95	65.75	0.00	26.83	0.00	14.19		
Col5	89	8.95	65.75	0.00	26.83	0.00	14.19		
Col5	90	8.95	65.75	0.00	26.83	0.00	14.19		
Col5	91	9.04	65.75	0.00	26.83	0.00	14.19		
Col5	92	9.04	65.75	0.00	26.83	0.00	14.19		
Col5	93	9.04	65.75	0.00	26.83	0.00	14.19		

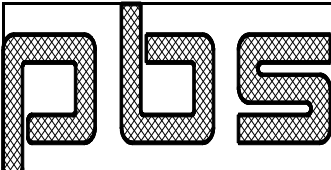
			Customer	Elbert Rentals			Job No	22-8706
			Project	Building Expansion			Date	5/3/2022
			Location	Newberg, OR 97132			Designed By	AC
			Size	117 x 90 x 14.8 x 14.1			Checked By	
Col5	94	8.24	65.75	0.00	26.83	0.00	14.19	
Col5	95	6.91	65.75	0.00	26.83	0.00	14.19	
Col5	96	8.24	65.75	0.00	26.83	0.00	14.19	
Col5	97	6.91	65.75	0.00	26.83	0.00	14.19	
Col5	98	8.24	65.75	0.00	26.83	0.00	14.19	
Col5	99	6.91	65.75	0.00	26.83	0.00	14.19	
Col6	1	10.76	66.40	0.00	26.83	0.00	6.10	
Col6	2	4.19	66.40	0.00	26.83	0.00	6.10	
Col6	3	12.40	66.40	0.00	26.83	0.00	6.10	
Col6	4	12.40	66.40	0.00	26.83	0.00	6.10	
Col6	5	12.40	66.40	0.00	26.83	0.00	6.10	
Col6	6	9.12	66.40	0.00	26.83	0.00	6.10	
Col6	7	10.35	66.40	0.00	26.83	0.00	6.10	
Col6	8	10.35	66.40	0.00	26.83	0.00	6.10	
Col6	9	10.35	66.40	0.00	26.83	0.00	6.10	
Col6	10	-0.51	88.62	1.27	26.83	-4.44	20.47	
Col6	11	-1.86	88.62	1.27	26.83	-4.44	20.47	
Col6	12	-0.51	88.62	-1.32	26.83	4.62	6.93	
Col6	13	-1.86	88.62	-1.32	26.83	4.62	6.93	
Col6	14	0.33	66.40	-1.32	26.83	4.62	6.93	
Col6	15	-2.15	88.62	-1.32	26.83	4.62	6.93	
Col6	16	1.56	66.40	-1.32	26.83	4.62	6.93	
Col6	17	-0.92	88.62	-1.32	26.83	4.62	6.93	
Col6	18	8.88	66.40	-0.99	26.83	3.47	6.93	
Col6	19	7.12	66.40	-0.99	26.83	3.47	6.93	
Col6	20	7.43	66.40	-0.99	26.83	3.47	6.93	
Col6	21	6.42	66.40	-0.99	26.83	3.47	6.93	
Col6	22	10.11	66.40	-0.99	26.83	3.47	6.93	
Col6	23	8.35	66.40	-0.99	26.83	3.47	6.93	
Col6	24	8.66	66.40	-0.99	26.83	3.47	6.93	
Col6	25	7.65	66.40	-0.99	26.83	3.47	6.93	
Col6	26	10.11	66.40	-0.99	26.83	3.47	6.93	
Col6	27	8.35	66.40	-0.99	26.83	3.47	6.93	
Col6	28	8.66	66.40	-0.99	26.83	3.47	6.93	
Col6	29	7.65	66.40	-0.99	26.83	3.47	6.93	
Col6	30	10.11	66.40	-0.99	26.83	3.47	6.93	
Col6	31	8.35	66.40	-0.99	26.83	3.47	6.93	
Col6	32	8.66	66.40	-0.99	26.83	3.47	6.93	
Col6	33	7.65	66.40	-0.99	26.83	3.47	6.93	
Col6	34	-1.21	88.62	1.27	26.83	-4.44	20.47	
Col6	35	-2.55	88.62	1.27	26.83	-4.44	20.47	
Col6	36	-1.21	88.62	-1.32	26.83	4.62	6.93	
Col6	37	-2.55	88.62	-1.32	26.83	4.62	6.93	
Col6	38	-0.51	88.62	-1.32	26.83	4.62	6.93	
Col6	39	-2.84	88.62	-1.32	26.83	4.62	6.93	
Col6	40	0.80	66.40	-1.32	26.83	4.62	6.93	
Col6	41	-1.61	88.62	-1.32	26.83	4.62	6.93	
Col6	42	7.03	66.40	0.00	26.83	0.00	6.10	
Col6	43	4.69	66.40	0.00	26.83	0.00	6.10	
Col6	44	11.24	66.40	0.00	26.83	0.00	6.10	
Col6	45	9.47	66.40	0.00	26.83	0.00	6.10	
Col6	46	6.32	66.40	0.00	26.83	0.00	6.10	
Col6	47	4.54	66.40	0.00	26.83	0.00	6.10	
Col6	48	3.36	66.40	0.00	26.83	0.00	6.10	

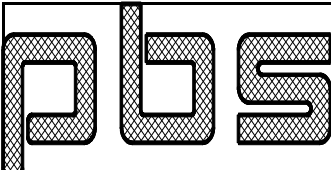
			Customer	Elbert Rentals			Job No	22-8706
			Project	Building Expansion			Date	5/3/2022
			Location	Newberg, OR 97132			Designed By	AC
			Size	117 x 90 x 14.8 x 14.1			Checked By	
Col6	49	1.02	66.40	0.00	26.83	0.00	6.10	
Col6	50	6.80	66.40	0.00	26.83	0.00	6.10	
Col6	51	6.15	66.40	0.00	26.83	0.00	6.10	
Col6	52	4.99	66.40	-0.99	26.83	3.47	6.93	
Col6	53	3.22	66.40	-0.99	26.83	3.47	6.93	
Col6	54	5.91	66.40	-0.99	26.83	3.47	6.93	
Col6	55	4.14	66.40	-0.99	26.83	3.47	6.93	
Col6	56	6.44	66.40	0.00	26.83	0.00	6.10	
Col6	57	6.44	66.40	0.00	26.83	0.00	6.10	
Col6	58	8.24	66.40	0.00	26.83	0.00	6.10	
Col6	59	6.49	66.40	0.00	26.83	0.00	6.10	
Col6	60	12.19	66.40	0.00	26.83	0.00	6.10	
Col6	61	10.19	66.40	0.00	26.83	0.00	6.10	
Col6	62	9.03	66.40	-0.99	26.83	3.47	6.93	
Col6	63	7.27	66.40	-0.99	26.83	3.47	6.93	
Col6	64	9.95	66.40	-0.99	26.83	3.47	6.93	
Col6	65	8.20	66.40	-0.99	26.83	3.47	6.93	
Col6	66	10.48	66.40	0.00	26.83	0.00	6.10	
Col6	67	10.48	66.40	0.00	26.83	0.00	6.10	
Col6	68	12.28	66.40	0.00	26.83	0.00	6.10	
Col6	69	10.54	66.40	0.00	26.83	0.00	6.10	
Col6	70	-0.51	88.62	0.00	26.83	0.00	6.10	
Col6	71	-2.84	88.62	0.00	26.83	0.00	6.10	
Col6	72	0.80	66.40	0.00	26.83	0.00	6.10	
Col6	73	-1.61	88.62	0.00	26.83	0.00	6.10	
Col6	74	-1.21	88.62	0.00	26.83	0.00	6.10	
Col6	75	-2.55	88.62	0.00	26.83	0.00	6.10	
Col6	76	7.96	66.40	0.00	26.83	0.00	6.10	
Col6	77	6.20	66.40	0.00	26.83	0.00	6.10	
Col6	78	8.88	66.40	0.00	26.83	0.00	6.10	
Col6	79	7.12	66.40	0.00	26.83	0.00	6.10	
Col6	80	7.43	66.40	0.00	26.83	0.00	6.10	
Col6	81	6.42	66.40	0.00	26.83	0.00	6.10	
Col6	82	9.19	66.40	0.00	26.83	0.00	6.10	
Col6	83	9.19	66.40	0.00	26.83	0.00	6.10	
Col6	84	9.19	66.40	0.00	26.83	0.00	6.10	
Col6	85	7.43	66.40	0.00	26.83	0.00	6.10	
Col6	86	7.43	66.40	0.00	26.83	0.00	6.10	
Col6	87	7.43	66.40	0.00	26.83	0.00	6.10	
Col6	88	10.11	66.40	0.00	26.83	0.00	6.10	
Col6	89	10.11	66.40	0.00	26.83	0.00	6.10	
Col6	90	10.11	66.40	0.00	26.83	0.00	6.10	
Col6	91	8.35	66.40	0.00	26.83	0.00	6.10	
Col6	92	8.35	66.40	0.00	26.83	0.00	6.10	
Col6	93	8.35	66.40	0.00	26.83	0.00	6.10	
Col6	94	8.66	66.40	0.00	26.83	0.00	6.10	
Col6	95	7.65	66.40	0.00	26.83	0.00	6.10	
Col6	96	8.66	66.40	0.00	26.83	0.00	6.10	
Col6	97	7.65	66.40	0.00	26.83	0.00	6.10	
Col6	98	8.66	66.40	0.00	26.83	0.00	6.10	
Col6	99	7.65	66.40	0.00	26.83	0.00	6.10	
Col7	1	3.87	66.40	0.00	26.83	0.00	19.94	
Col7	2	1.55	66.40	0.00	26.83	0.00	19.94	
Col7	3	4.45	66.40	0.00	26.83	0.00	19.94	

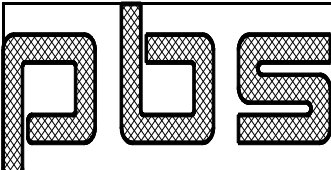
			Customer	Elbert Rentals			Job No	22-8706
			Project	Building Expansion			Date	5/3/2022
			Location	Newberg, OR 97132			Designed By	AC
			Size	117 x 90 x 14.8 x 14.1			Checked By	
Col7	4	4.45	66.40	0.00	26.83	0.00	19.94	
Col7	5	4.45	66.40	0.00	26.83	0.00	19.94	
Col7	6	3.29	66.40	0.00	26.83	0.00	19.94	
Col7	7	3.73	66.40	0.00	26.83	0.00	19.94	
Col7	8	3.73	66.40	0.00	26.83	0.00	19.94	
Col7	9	3.73	66.40	0.00	26.83	0.00	19.94	
Col7	10	-0.23	88.62	0.90	26.83	-2.80	20.19	
Col7	11	-0.80	88.62	0.90	26.83	-2.80	20.19	
Col7	12	-0.23	88.62	-0.96	26.83	2.99	20.19	
Col7	13	-0.80	88.62	-0.96	26.83	2.99	20.19	
Col7	14	-0.26	88.62	-0.96	26.83	2.99	20.19	
Col7	15	-0.66	88.62	-0.96	26.83	2.99	20.19	
Col7	16	0.35	66.40	-0.96	26.83	2.99	20.19	
Col7	17	-0.16	88.62	-0.96	26.83	2.99	20.19	
Col7	18	3.00	66.40	-0.72	26.83	2.24	20.19	
Col7	19	2.71	66.40	-0.72	26.83	2.24	20.19	
Col7	20	2.66	66.40	-0.72	26.83	2.24	20.19	
Col7	21	2.23	66.40	-0.72	26.83	2.24	20.19	
Col7	22	3.44	66.40	-0.72	26.83	2.24	20.19	
Col7	23	3.15	66.40	-0.72	26.83	2.24	20.19	
Col7	24	3.09	66.40	-0.72	26.83	2.24	20.19	
Col7	25	2.67	66.40	-0.72	26.83	2.24	20.19	
Col7	26	3.44	66.40	-0.72	26.83	2.24	20.19	
Col7	27	3.15	66.40	-0.72	26.83	2.24	20.19	
Col7	28	3.09	66.40	-0.72	26.83	2.24	20.19	
Col7	29	2.67	66.40	-0.72	26.83	2.24	20.19	
Col7	30	3.44	66.40	-0.72	26.83	2.24	20.19	
Col7	31	3.15	66.40	-0.72	26.83	2.24	20.19	
Col7	32	3.09	66.40	-0.72	26.83	2.24	20.19	
Col7	33	2.67	66.40	-0.72	26.83	2.24	20.19	
Col7	34	-0.48	88.62	0.90	26.83	-2.80	20.19	
Col7	35	-1.05	88.62	0.90	26.83	-2.80	20.19	
Col7	36	-0.48	88.62	-0.96	26.83	2.99	20.19	
Col7	37	-1.05	88.62	-0.96	26.83	2.99	20.19	
Col7	38	-0.51	88.62	-0.96	26.83	2.99	20.19	
Col7	39	-0.90	88.62	-0.96	26.83	2.99	20.19	
Col7	40	0.06	66.40	-0.96	26.83	2.99	20.19	
Col7	41	-0.40	88.62	-0.96	26.83	2.99	20.19	
Col7	42	1.68	66.40	0.00	26.83	0.00	19.94	
Col7	43	1.74	66.40	0.00	26.83	0.00	19.94	
Col7	44	3.38	66.40	0.00	26.83	0.00	19.94	
Col7	45	3.43	66.40	0.00	26.83	0.00	19.94	
Col7	46	1.64	66.40	0.00	26.83	0.00	19.94	
Col7	47	1.69	66.40	0.00	26.83	0.00	19.94	
Col7	48	0.34	66.40	0.00	26.83	0.00	19.94	
Col7	49	0.40	66.40	0.00	26.83	0.00	19.94	
Col7	50	2.40	66.40	0.00	26.83	0.00	19.94	
Col7	51	2.19	66.40	0.00	26.83	0.00	19.94	
Col7	52	1.53	66.40	-0.72	26.83	2.24	20.19	
Col7	53	1.23	66.40	-0.72	26.83	2.24	20.19	
Col7	54	1.90	66.40	-0.72	26.83	2.24	20.19	
Col7	55	1.61	66.40	-0.72	26.83	2.24	20.19	
Col7	56	2.29	66.40	0.00	26.83	0.00	19.94	
Col7	57	2.29	66.40	0.00	26.83	0.00	19.94	

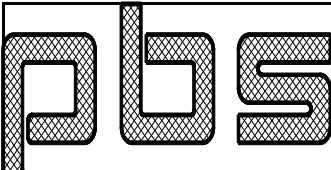
			Customer	Elbert Rentals			Job No	22-8706
			Project	Building Expansion			Date	5/3/2022
			Location	Newberg, OR 97132			Designed By	AC
			Size	117 x 90 x 14.8 x 14.1			Checked By	
Col7	58	2.27	66.40	0.00	26.83	0.00	19.94	
Col7	59	2.32	66.40	0.00	26.83	0.00	19.94	
Col7	60	4.49	66.40	0.00	26.83	0.00	19.94	
Col7	61	3.76	66.40	0.00	26.83	0.00	19.94	
Col7	62	3.10	66.40	-0.72	26.83	2.24	20.19	
Col7	63	2.80	66.40	-0.72	26.83	2.24	20.19	
Col7	64	3.47	66.40	-0.72	26.83	2.24	20.19	
Col7	65	3.18	66.40	-0.72	26.83	2.24	20.19	
Col7	66	3.86	66.40	0.00	26.83	0.00	19.94	
Col7	67	3.86	66.40	0.00	26.83	0.00	19.94	
Col7	68	3.84	66.40	0.00	26.83	0.00	19.94	
Col7	69	3.89	66.40	0.00	26.83	0.00	19.94	
Col7	70	-0.51	88.62	0.00	26.83	0.00	19.94	
Col7	71	-0.90	88.62	0.00	26.83	0.00	19.94	
Col7	72	0.06	66.40	0.00	26.83	0.00	19.94	
Col7	73	-0.40	88.62	0.00	26.83	0.00	19.94	
Col7	74	-0.48	88.62	0.00	26.83	0.00	19.94	
Col7	75	-1.05	88.62	0.00	26.83	0.00	19.94	
Col7	76	2.63	66.40	0.00	26.83	0.00	19.94	
Col7	77	2.34	66.40	0.00	26.83	0.00	19.94	
Col7	78	3.00	66.40	0.00	26.83	0.00	19.94	
Col7	79	2.71	66.40	0.00	26.83	0.00	19.94	
Col7	80	2.66	66.40	0.00	26.83	0.00	19.94	
Col7	81	2.23	66.40	0.00	26.83	0.00	19.94	
Col7	82	3.07	66.40	0.00	26.83	0.00	19.94	
Col7	83	3.07	66.40	0.00	26.83	0.00	19.94	
Col7	84	3.07	66.40	0.00	26.83	0.00	19.94	
Col7	85	2.77	66.40	0.00	26.83	0.00	19.94	
Col7	86	2.77	66.40	0.00	26.83	0.00	19.94	
Col7	87	2.77	66.40	0.00	26.83	0.00	19.94	
Col7	88	3.44	66.40	0.00	26.83	0.00	19.94	
Col7	89	3.44	66.40	0.00	26.83	0.00	19.94	
Col7	90	3.44	66.40	0.00	26.83	0.00	19.94	
Col7	91	3.15	66.40	0.00	26.83	0.00	19.94	
Col7	92	3.15	66.40	0.00	26.83	0.00	19.94	
Col7	93	3.15	66.40	0.00	26.83	0.00	19.94	
Col7	94	3.09	66.40	0.00	26.83	0.00	19.94	
Col7	95	2.67	66.40	0.00	26.83	0.00	19.94	
Col7	96	3.09	66.40	0.00	26.83	0.00	19.94	
Col7	97	2.67	66.40	0.00	26.83	0.00	19.94	
Col7	98	3.09	66.40	0.00	26.83	0.00	19.94	
Col7	99	2.67	66.40	0.00	26.83	0.00	19.94	

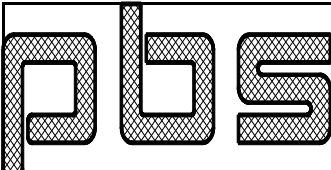
Raf1	1	0.49	73.23	-5.47	37.51	18.32	30.41	
Raf1	2	0.19	73.23	-2.09	37.51	6.98	30.41	
Raf1	3	0.57	73.23	-6.32	37.51	21.16	30.41	
Raf1	4	0.57	73.23	-6.32	37.51	21.16	30.41	
Raf1	5	0.57	73.23	-6.32	37.51	21.16	30.41	
Raf1	6	0.42	73.23	-4.63	37.51	15.49	30.41	
Raf1	7	0.47	73.23	-5.26	37.51	17.62	30.41	
Raf1	8	0.47	73.23	-5.26	37.51	17.62	30.41	
Raf1	9	0.47	73.23	-5.26	37.51	17.62	30.41	
Raf1	10	-0.96	105.99	1.07	37.51	-3.54	30.41	
Raf1	11	-0.97	105.99	-0.26	37.51	-0.96	30.41	

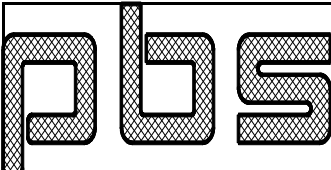
			Customer	Elbert Rentals				Job No	22-8706
			Project	Building Expansion				Date	5/3/2022
			Location	Newberg, OR 97132				Designed By	AC
			Size	117 x 90 x 14.8 x 14.1				Checked By	
Raf1	12	-0.96	105.99	1.07	37.51	-3.54	30.41		
Raf1	13	-0.97	105.99	-0.26	37.51	-0.96	30.41		
Raf1	14	0.62	74.61	1.09	37.51	-3.91	30.41		
Raf1	15	-1.33	105.99	0.25	37.51	-0.85	30.41		
Raf1	16	1.36	74.61	-0.48	37.51	-1.76	30.41		
Raf1	17	0.48	73.23	-0.38	37.51	1.31	30.41		
Raf1	18	1.22	74.61	-3.62	37.51	11.92	30.41		
Raf1	19	0.71	73.23	-4.24	37.51	14.22	30.41		
Raf1	20	-1.05	105.99	-3.16	37.51	10.58	30.41		
Raf1	21	-1.02	105.99	-3.76	37.51	12.52	30.41		
Raf1	22	1.26	74.61	-4.25	37.51	14.05	30.41		
Raf1	23	0.77	73.23	-4.88	37.51	16.35	30.41		
Raf1	24	-1.10	105.99	-3.79	37.51	12.71	30.41		
Raf1	25	-1.07	105.99	-4.40	37.51	14.65	30.41		
Raf1	26	1.26	74.61	-4.25	37.51	14.05	30.41		
Raf1	27	0.77	73.23	-4.88	37.51	16.35	30.41		
Raf1	28	-1.10	105.99	-3.79	37.51	12.71	30.41		
Raf1	29	-1.07	105.99	-4.40	37.51	14.65	30.41		
Raf1	30	1.26	74.61	-4.25	37.51	14.05	30.41		
Raf1	31	0.77	73.23	-4.88	37.51	16.35	30.41		
Raf1	32	-1.10	105.99	-3.79	37.51	12.71	30.41		
Raf1	33	-1.07	105.99	-4.40	37.51	14.65	30.41		
Raf1	34	-0.97	105.99	1.43	37.51	-4.74	30.41		
Raf1	35	-0.99	105.99	0.62	37.51	-2.16	30.41		
Raf1	36	-0.97	105.99	1.43	37.51	-4.74	30.41		
Raf1	37	-0.99	105.99	0.62	37.51	-2.16	30.41		
Raf1	38	0.60	74.61	1.45	37.51	-5.11	30.41		
Raf1	39	-1.30	105.99	0.61	37.51	-2.05	30.41		
Raf1	40	1.34	74.61	-0.81	37.51	-2.96	30.41		
Raf1	41	0.44	73.23	0.03	37.51	0.11	30.41		
Raf1	42	1.13	73.23	-2.34	37.51	7.81	30.41		
Raf1	43	2.69	73.23	-2.25	37.51	7.55	30.41		
Raf1	44	1.07	73.23	-4.81	37.51	16.07	30.41		
Raf1	45	2.31	73.23	-4.74	37.51	15.88	30.41		
Raf1	46	0.89	73.23	-2.27	37.51	7.57	30.41		
Raf1	47	2.08	73.23	-2.20	37.51	7.38	30.41		
Raf1	48	1.01	73.23	-0.49	37.51	1.63	30.41		
Raf1	49	2.52	73.23	-0.40	37.51	1.37	30.41		
Raf1	50	0.47	73.23	-6.27	37.51	20.22	30.41		
Raf1	51	0.40	73.23	-5.22	37.51	16.91	30.41		
Raf1	52	0.71	74.61	-3.73	37.51	11.72	30.41		
Raf1	53	-1.38	105.99	-4.36	37.51	14.02	30.41		
Raf1	54	1.26	74.61	-4.21	37.51	13.34	30.41		
Raf1	55	0.84	73.23	-4.84	37.51	15.64	30.41		
Raf1	56	0.41	73.23	-5.37	37.51	17.40	30.41		
Raf1	57	0.41	73.23	-5.37	37.51	17.40	30.41		
Raf1	58	1.09	73.23	-5.40	37.51	17.49	30.41		
Raf1	59	2.40	73.23	-5.34	37.51	17.30	30.41		
Raf1	60	0.27	73.23	-3.38	37.51	11.60	30.41		
Raf1	61	0.24	73.23	-3.05	37.51	10.45	30.41		
Raf1	62	0.59	74.61	-1.57	37.51	5.26	30.41		
Raf1	63	-1.20	105.99	-2.19	37.51	7.56	30.41		
Raf1	64	1.14	74.61	-2.05	37.51	6.88	30.41		
Raf1	65	0.52	73.23	-2.67	37.51	9.18	30.41		

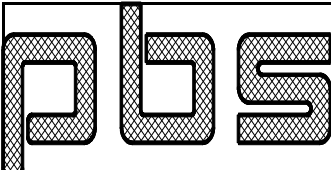
	Customer	Elbert Rentals					Job No	22-8706
	Project	Building Expansion					Date	5/3/2022
	Location	Newberg, OR 97132					Designed By	AC
	Size	117 x 90 x 14.8 x 14.1					Checked By	
Raf1	66	0.25	73.23	-3.20	37.51	10.94	30.41	
Raf1	67	0.25	73.23	-3.20	37.51	10.94	30.41	
Raf1	68	0.95	73.23	-3.23	37.51	11.03	30.41	
Raf1	69	2.07	73.23	-3.17	37.51	10.84	30.41	
Raf1	70	0.60	74.61	1.45	37.51	-5.11	30.41	
Raf1	71	-1.30	105.99	0.61	37.51	-2.05	30.41	
Raf1	72	1.34	74.61	-0.81	37.51	-2.96	30.41	
Raf1	73	0.44	73.23	0.03	37.51	0.11	30.41	
Raf1	74	-0.97	105.99	1.43	37.51	-4.74	30.41	
Raf1	75	-0.99	105.99	0.62	37.51	-2.16	30.41	
Raf1	76	0.67	74.61	-3.14	37.51	10.30	30.41	
Raf1	77	-1.33	105.99	-3.76	37.51	12.60	30.41	
Raf1	78	1.22	74.61	-3.62	37.51	11.92	30.41	
Raf1	79	0.71	73.23	-4.24	37.51	14.22	30.41	
Raf1	80	-1.05	105.99	-3.16	37.51	10.58	30.41	
Raf1	81	-1.02	105.99	-3.76	37.51	12.52	30.41	
Raf1	82	0.70	74.61	-3.77	37.51	12.43	30.41	
Raf1	83	0.70	74.61	-3.77	37.51	12.43	30.41	
Raf1	84	0.70	74.61	-3.77	37.51	12.43	30.41	
Raf1	85	-1.38	105.99	-4.40	37.51	14.73	30.41	
Raf1	86	-1.38	105.99	-4.40	37.51	14.73	30.41	
Raf1	87	-1.38	105.99	-4.40	37.51	14.73	30.41	
Raf1	88	1.26	74.61	-4.25	37.51	14.05	30.41	
Raf1	89	1.26	74.61	-4.25	37.51	14.05	30.41	
Raf1	90	1.26	74.61	-4.25	37.51	14.05	30.41	
Raf1	91	0.77	73.23	-4.88	37.51	16.35	30.41	
Raf1	92	0.77	73.23	-4.88	37.51	16.35	30.41	
Raf1	93	0.77	73.23	-4.88	37.51	16.35	30.41	
Raf1	94	-1.10	105.99	-3.79	37.51	12.71	30.41	
Raf1	95	-1.07	105.99	-4.40	37.51	14.65	30.41	
Raf1	96	-1.10	105.99	-3.79	37.51	12.71	30.41	
Raf1	97	-1.07	105.99	-4.40	37.51	14.65	30.41	
Raf1	98	-1.10	105.99	-3.79	37.51	12.71	30.41	
Raf1	99	-1.07	105.99	-4.40	37.51	14.65	30.41	
Raf2	1	0.48	73.23	4.97	37.51	16.29	30.41	
Raf2	2	0.18	73.23	1.89	37.51	6.21	30.41	
Raf2	3	0.56	73.23	5.74	37.51	18.81	30.41	
Raf2	4	0.56	73.23	5.74	37.51	18.81	30.41	
Raf2	5	0.56	73.23	5.74	37.51	18.81	30.41	
Raf2	6	0.41	73.23	4.20	37.51	13.77	30.41	
Raf2	7	0.46	73.23	4.78	37.51	15.66	30.41	
Raf2	8	0.46	73.23	4.78	37.51	15.66	30.41	
Raf2	9	0.46	73.23	4.78	37.51	15.66	30.41	
Raf2	10	-1.34	105.99	-1.00	37.51	-3.31	30.41	
Raf2	11	-1.42	105.99	0.25	37.51	-1.29	30.41	
Raf2	12	-1.34	105.99	-1.00	37.51	-3.31	30.41	
Raf2	13	-1.42	105.99	0.25	37.51	-1.29	30.41	
Raf2	14	-0.90	105.99	-0.97	37.51	-2.82	30.41	
Raf2	15	-0.69	105.99	-0.23	37.51	-0.76	30.41	
Raf2	16	1.15	73.23	-0.43	37.51	-1.27	30.41	
Raf2	17	0.47	73.23	-0.34	37.51	1.04	30.41	
Raf2	18	1.14	73.23	3.80	37.51	11.77	30.41	
Raf2	19	0.68	73.23	3.83	37.51	12.55	30.41	
Raf2	20	-1.15	105.99	2.84	37.51	9.28	30.41	

			Customer	Elbert Rentals				Job No	22-8706
			Project	Building Expansion				Date	5/3/2022
			Location	Newberg, OR 97132				Designed By	AC
			Size	117 x 90 x 14.8 x 14.1				Checked By	
Raf2	21	-1.21	105.99	3.49	37.51	11.50	30.41		
Raf2	22	1.18	73.23	4.37	37.51	13.66	30.41		
Raf2	23	0.73	73.23	4.41	37.51	14.44	30.41		
Raf2	24	-1.18	105.99	3.42	37.51	11.17	30.41		
Raf2	25	-1.24	105.99	4.07	37.51	13.39	30.41		
Raf2	26	1.18	73.23	4.37	37.51	13.66	30.41		
Raf2	27	0.73	73.23	4.41	37.51	14.44	30.41		
Raf2	28	-1.18	105.99	3.42	37.51	11.17	30.41		
Raf2	29	-1.24	105.99	4.07	37.51	13.39	30.41		
Raf2	30	1.18	73.23	4.37	37.51	13.66	30.41		
Raf2	31	0.73	73.23	4.41	37.51	14.44	30.41		
Raf2	32	-1.18	105.99	3.42	37.51	11.17	30.41		
Raf2	33	-1.24	105.99	4.07	37.51	13.39	30.41		
Raf2	34	-1.33	105.99	-1.33	37.51	-4.38	30.41		
Raf2	35	-1.41	105.99	-0.54	37.51	-1.55	30.41		
Raf2	36	-1.33	105.99	-1.33	37.51	-4.38	30.41		
Raf2	37	-1.41	105.99	-0.54	37.51	-1.55	30.41		
Raf2	38	-0.89	105.99	-1.27	37.51	-3.68	30.41		
Raf2	39	-0.68	105.99	-0.56	37.51	-1.83	30.41		
Raf2	40	1.13	73.23	-0.73	37.51	-2.13	30.41		
Raf2	41	0.44	73.23	-0.04	37.51	0.31	29.31		
Raf2	42	1.74	73.23	2.15	37.51	7.06	30.41		
Raf2	43	2.61	73.23	2.02	37.51	6.60	30.41		
Raf2	44	1.09	73.23	4.38	37.51	14.38	30.41		
Raf2	45	2.23	73.23	4.29	37.51	14.03	30.41		
Raf2	46	1.28	73.23	2.08	37.51	6.82	30.41		
Raf2	47	2.02	73.23	1.98	37.51	6.47	30.41		
Raf2	48	1.88	73.23	0.47	37.51	1.57	30.41		
Raf2	49	2.46	73.23	-0.35	37.51	1.11	30.41		
Raf2	50	0.79	73.23	7.25	37.51	22.47	30.41		
Raf2	51	0.64	73.23	5.91	37.51	18.40	30.41		
Raf2	52	-0.80	105.99	5.09	37.51	15.05	30.41		
Raf2	53	-0.64	105.99	5.13	37.51	15.83	30.41		
Raf2	54	1.17	73.23	5.50	37.51	16.40	30.41		
Raf2	55	0.88	73.23	5.54	37.51	17.18	30.41		
Raf2	56	0.65	73.23	6.04	37.51	18.84	30.41		
Raf2	57	0.65	73.23	6.04	37.51	18.84	30.41		
Raf2	58	1.09	73.23	6.09	37.51	19.01	30.41		
Raf2	59	2.31	73.23	6.00	37.51	18.67	30.41		
Raf2	60	0.24	73.23	-2.91	37.51	8.59	30.41		
Raf2	61	0.22	73.23	-2.65	37.51	7.99	30.41		
Raf2	62	-0.84	105.99	1.69	37.51	4.64	30.41		
Raf2	63	-0.68	105.99	1.88	37.51	5.43	30.41		
Raf2	64	1.03	73.23	2.11	37.51	5.99	30.41		
Raf2	65	0.49	73.23	-2.30	37.51	6.77	30.41		
Raf2	66	0.23	73.23	-2.78	37.51	8.43	30.41		
Raf2	67	0.23	73.23	-2.78	37.51	8.43	30.41		
Raf2	68	1.19	73.23	-2.82	37.51	8.60	30.41		
Raf2	69	2.01	73.23	-2.75	37.51	8.26	30.41		
Raf2	70	-0.89	105.99	-1.27	37.51	-3.68	30.41		
Raf2	71	-0.68	105.99	-0.56	37.51	-1.83	30.41		
Raf2	72	1.13	73.23	-0.73	37.51	-2.13	30.41		
Raf2	73	0.44	73.23	-0.04	37.51	0.31	29.31		
Raf2	74	-1.33	105.99	-1.33	37.51	-4.38	30.41		

			Customer	Elbert Rentals				Job No	22-8706
			Project	Building Expansion				Date	5/3/2022
			Location	Newberg, OR 97132				Designed By	AC
			Size	117 x 90 x 14.8 x 14.1				Checked By	
Raf2	75	-1.41	105.99	-0.54	37.51	-1.55	30.41		
Raf2	76	-0.82	105.99	3.38	37.51	10.41	30.41		
Raf2	77	-0.66	105.99	3.42	37.51	11.20	30.41		
Raf2	78	1.14	73.23	3.80	37.51	11.77	30.41		
Raf2	79	0.68	73.23	3.83	37.51	12.55	30.41		
Raf2	80	-1.15	105.99	2.84	37.51	9.28	30.41		
Raf2	81	-1.21	105.99	3.49	37.51	11.50	30.41		
Raf2	82	-0.85	105.99	3.96	37.51	12.30	30.41		
Raf2	83	-0.85	105.99	3.96	37.51	12.30	30.41		
Raf2	84	-0.85	105.99	3.96	37.51	12.30	30.41		
Raf2	85	-0.69	105.99	3.99	37.51	13.09	30.41		
Raf2	86	-0.69	105.99	3.99	37.51	13.09	30.41		
Raf2	87	-0.69	105.99	3.99	37.51	13.09	30.41		
Raf2	88	1.18	73.23	4.37	37.51	13.66	30.41		
Raf2	89	1.18	73.23	4.37	37.51	13.66	30.41		
Raf2	90	1.18	73.23	4.37	37.51	13.66	30.41		
Raf2	91	0.73	73.23	4.41	37.51	14.44	30.41		
Raf2	92	0.73	73.23	4.41	37.51	14.44	30.41		
Raf2	93	0.73	73.23	4.41	37.51	14.44	30.41		
Raf2	94	-1.18	105.99	3.42	37.51	11.17	30.41		
Raf2	95	-1.24	105.99	4.07	37.51	13.39	30.41		
Raf2	96	-1.18	105.99	3.42	37.51	11.17	30.41		
Raf2	97	-1.24	105.99	4.07	37.51	13.39	30.41		
Raf2	98	-1.18	105.99	3.42	37.51	11.17	30.41		
Raf2	99	-1.24	105.99	4.07	37.51	13.39	30.41		
Raf3	1	0.50	73.23	-5.08	37.51	17.02	30.41		
Raf3	2	0.19	73.23	-1.94	37.51	6.49	30.41		
Raf3	3	0.58	73.23	-5.87	37.51	19.65	30.41		
Raf3	4	0.58	73.23	-5.87	37.51	19.65	30.41		
Raf3	5	0.58	73.23	-5.87	37.51	19.65	30.41		
Raf3	6	0.42	73.23	-4.30	37.51	14.39	30.41		
Raf3	7	0.48	73.23	-4.88	37.51	16.36	30.41		
Raf3	8	0.48	73.23	-4.88	37.51	16.36	30.41		
Raf3	9	0.48	73.23	-4.88	37.51	16.36	30.41		
Raf3	10	-1.43	105.99	0.47	37.51	-1.58	30.41		
Raf3	11	-1.45	105.99	0.95	37.51	-2.47	30.41		
Raf3	12	-1.43	105.99	0.47	37.51	-1.58	30.41		
Raf3	13	-1.45	105.99	0.95	37.51	-2.47	30.41		
Raf3	14	-0.91	105.99	0.24	37.51	0.59	28.51		
Raf3	15	-0.71	105.99	0.28	37.51	-1.50	30.41		
Raf3	16	0.15	73.23	-0.42	37.51	1.49	30.41		
Raf3	17	0.41	73.23	0.41	37.51	1.39	30.41		
Raf3	18	0.43	73.23	-3.99	37.51	13.41	30.41		
Raf3	19	0.63	73.23	3.95	37.51	13.34	30.41		
Raf3	20	-1.26	105.99	3.43	37.51	11.11	30.41		
Raf3	21	-1.24	105.99	-3.40	37.51	10.84	30.41		
Raf3	22	0.48	73.23	-4.58	37.51	15.39	30.41		
Raf3	23	0.68	73.23	4.53	37.51	15.32	30.41		
Raf3	24	-1.30	105.99	4.01	37.51	13.09	30.41		
Raf3	25	-1.29	105.99	-3.99	37.51	12.82	30.41		
Raf3	26	0.48	73.23	-4.58	37.51	15.39	30.41		
Raf3	27	0.68	73.23	4.53	37.51	15.32	30.41		
Raf3	28	-1.30	105.99	4.01	37.51	13.09	30.41		
Raf3	29	-1.29	105.99	-3.99	37.51	12.82	30.41		

			Customer	Elbert Rentals				Job No	22-8706
			Project	Building Expansion				Date	5/3/2022
			Location	Newberg, OR 97132				Designed By	AC
			Size	117 x 90 x 14.8 x 14.1				Checked By	
Raf3	30	0.48	73.23	-4.58	37.51	15.39	30.41		
Raf3	31	0.68	73.23	4.53	37.51	15.32	30.41		
Raf3	32	-1.30	105.99	4.01	37.51	13.09	30.41		
Raf3	33	-1.29	105.99	-3.99	37.51	12.82	30.41		
Raf3	34	-1.45	105.99	0.80	37.51	-2.70	30.41		
Raf3	35	-1.47	105.99	1.24	37.51	-3.20	30.41		
Raf3	36	-1.45	105.99	0.80	37.51	-2.70	30.41		
Raf3	37	-1.47	105.99	1.24	37.51	-3.20	30.41		
Raf3	38	-0.93	105.99	-0.53	37.51	-1.42	30.41		
Raf3	39	-0.73	105.99	0.57	37.51	-2.23	30.41		
Raf3	40	0.12	73.23	-0.09	37.51	0.37	30.41		
Raf3	41	0.39	73.23	0.08	37.51	-0.88	30.36		
Raf3	42	0.61	73.23	-2.24	37.51	7.26	30.41		
Raf3	43	0.79	73.23	2.14	37.51	7.02	30.41		
Raf3	44	0.71	73.23	-4.51	37.51	14.93	30.41		
Raf3	45	0.80	73.23	4.41	37.51	14.75	30.41		
Raf3	46	0.50	73.23	-2.15	37.51	7.03	30.41		
Raf3	47	0.63	73.23	2.07	37.51	6.85	30.41		
Raf3	48	0.46	73.23	-0.52	37.51	1.52	30.41		
Raf3	49	0.67	73.23	0.44	37.51	1.28	30.41		
Raf3	50	0.66	73.23	-5.55	37.51	16.79	30.41		
Raf3	51	0.55	73.23	-4.64	37.51	14.22	30.41		
Raf3	52	-0.72	105.99	-3.99	37.51	11.90	30.41		
Raf3	53	-0.56	105.99	-3.93	37.51	11.84	30.41		
Raf3	54	0.55	73.23	-4.34	37.51	13.24	30.41		
Raf3	55	0.74	73.23	-4.27	37.51	13.17	30.41		
Raf3	56	0.56	73.23	-4.78	37.51	14.67	30.41		
Raf3	57	0.56	73.23	-4.78	37.51	14.67	30.41		
Raf3	58	0.66	73.23	-4.86	37.51	14.76	30.41		
Raf3	59	0.95	73.23	-4.71	37.51	14.58	30.41		
Raf3	60	0.46	73.23	6.70	37.51	18.17	30.41		
Raf3	61	0.39	73.23	5.50	37.51	15.25	30.41		
Raf3	62	-1.09	105.99	4.73	37.51	12.94	30.41		
Raf3	63	-0.93	105.99	4.76	37.51	12.88	30.41		
Raf3	64	0.44	73.23	5.16	37.51	14.28	30.41		
Raf3	65	0.64	73.23	5.19	37.51	14.21	30.41		
Raf3	66	0.40	73.23	5.64	37.51	15.71	30.41		
Raf3	67	0.40	73.23	5.64	37.51	15.71	30.41		
Raf3	68	0.72	73.23	5.62	37.51	15.80	30.41		
Raf3	69	0.69	73.23	5.66	37.51	15.62	30.41		
Raf3	70	-0.93	105.99	-0.53	37.51	-1.42	30.41		
Raf3	71	-0.73	105.99	0.57	37.51	-2.23	30.41		
Raf3	72	0.12	73.23	-0.09	37.51	0.37	30.41		
Raf3	73	0.39	73.23	0.08	37.51	-0.88	30.36		
Raf3	74	-1.45	105.99	0.80	37.51	-2.70	30.41		
Raf3	75	-1.47	105.99	1.24	37.51	-3.20	30.41		
Raf3	76	-0.91	105.99	-3.64	37.51	12.07	30.41		
Raf3	77	-0.75	105.99	-3.58	37.51	12.01	30.41		
Raf3	78	0.43	73.23	-3.99	37.51	13.41	30.41		
Raf3	79	0.63	73.23	3.95	37.51	13.34	30.41		
Raf3	80	-1.26	105.99	3.43	37.51	11.11	30.41		
Raf3	81	-1.24	105.99	-3.40	37.51	10.84	30.41		
Raf3	82	-0.95	105.99	-4.23	37.51	14.05	30.41		
Raf3	83	-0.95	105.99	-4.23	37.51	14.05	30.41		

			Customer	Elbert Rentals				Job No	22-8706
			Project	Building Expansion				Date	5/3/2022
			Location	Newberg, OR 97132				Designed By	AC
			Size	117 x 90 x 14.8 x 14.1				Checked By	
Raf3	84	-0.95	105.99	-4.23	37.51	14.05	30.41		
Raf3	85	-0.79	105.99	-4.17	37.51	13.99	30.41		
Raf3	86	-0.79	105.99	-4.17	37.51	13.99	30.41		
Raf3	87	-0.79	105.99	-4.17	37.51	13.99	30.41		
Raf3	88	0.48	73.23	-4.58	37.51	15.39	30.41		
Raf3	89	0.48	73.23	-4.58	37.51	15.39	30.41		
Raf3	90	0.48	73.23	-4.58	37.51	15.39	30.41		
Raf3	91	0.68	73.23	4.53	37.51	15.32	30.41		
Raf3	92	0.68	73.23	4.53	37.51	15.32	30.41		
Raf3	93	0.68	73.23	4.53	37.51	15.32	30.41		
Raf3	94	-1.30	105.99	4.01	37.51	13.09	30.41		
Raf3	95	-1.29	105.99	-3.99	37.51	12.82	30.41		
Raf3	96	-1.30	105.99	4.01	37.51	13.09	30.41		
Raf3	97	-1.29	105.99	-3.99	37.51	12.82	30.41		
Raf3	98	-1.30	105.99	4.01	37.51	13.09	30.41		
Raf3	99	-1.29	105.99	-3.99	37.51	12.82	30.41		
Raf4	1	0.50	73.23	5.48	37.51	18.34	30.41		
Raf4	2	0.19	73.23	2.09	37.51	6.99	30.41		
Raf4	3	0.58	73.23	6.32	37.51	21.18	30.41		
Raf4	4	0.58	73.23	6.32	37.51	21.18	30.41		
Raf4	5	0.58	73.23	6.32	37.51	21.18	30.41		
Raf4	6	0.42	73.23	4.63	37.51	15.50	30.41		
Raf4	7	0.48	73.23	5.26	37.51	17.63	30.41		
Raf4	8	0.48	73.23	5.26	37.51	17.63	30.41		
Raf4	9	0.48	73.23	5.26	37.51	17.63	30.41		
Raf4	10	-1.21	105.99	-0.26	37.51	-0.91	30.41		
Raf4	11	-1.18	105.99	-1.06	37.51	-3.54	30.41		
Raf4	12	-1.21	105.99	-0.26	37.51	-0.91	30.41		
Raf4	13	-1.18	105.99	-1.06	37.51	-3.54	30.41		
Raf4	14	-1.18	105.99	0.26	37.51	-0.89	30.41		
Raf4	15	0.65	74.96	-1.08	37.51	-3.83	30.41		
Raf4	16	-0.47	105.99	0.38	37.51	1.30	30.41		
Raf4	17	1.42	74.96	0.47	37.51	-1.71	30.41		
Raf4	18	0.54	73.23	4.24	37.51	14.23	30.41		
Raf4	19	1.27	74.96	-3.80	37.51	11.96	30.41		
Raf4	20	-1.10	105.99	3.76	37.51	12.57	30.41		
Raf4	21	-1.03	105.99	3.16	37.51	10.64	30.41		
Raf4	22	0.60	73.23	4.88	37.51	16.36	30.41		
Raf4	23	1.31	74.96	-4.37	37.51	14.09	30.41		
Raf4	24	-1.15	105.99	4.40	37.51	14.70	30.41		
Raf4	25	-1.09	105.99	3.79	37.51	12.76	30.41		
Raf4	26	0.60	73.23	4.88	37.51	16.36	30.41		
Raf4	27	1.31	74.96	-4.37	37.51	14.09	30.41		
Raf4	28	-1.15	105.99	4.40	37.51	14.70	30.41		
Raf4	29	-1.09	105.99	3.79	37.51	12.76	30.41		
Raf4	30	0.60	73.23	4.88	37.51	16.36	30.41		
Raf4	31	1.31	74.96	-4.37	37.51	14.09	30.41		
Raf4	32	-1.15	105.99	4.40	37.51	14.70	30.41		
Raf4	33	-1.09	105.99	3.79	37.51	12.76	30.41		
Raf4	34	-1.24	105.99	-0.62	37.51	-2.11	30.41		
Raf4	35	-1.21	105.99	-1.42	37.51	-4.69	30.41		
Raf4	36	-1.24	105.99	-0.62	37.51	-2.11	30.41		
Raf4	37	-1.21	105.99	-1.42	37.51	-4.69	30.41		
Raf4	38	-1.15	105.99	-0.61	37.51	-2.02	30.41		

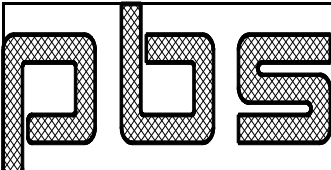
	Customer	Elbert Rentals					Job No	22-8706
	Project	Building Expansion					Date	5/3/2022
	Location	Newberg, OR 97132					Designed By	AC
	Size	117 x 90 x 14.8 x 14.1					Checked By	
Raf4	39	0.63	74.96	-1.44	37.51	-5.04	30.41	
Raf4	40	-0.44	105.99	-0.03	37.51	0.10	30.41	
Raf4	41	1.40	74.96	-0.81	37.51	-2.91	30.41	
Raf4	42	1.69	73.23	2.25	37.51	7.55	30.41	
Raf4	43	1.74	73.23	2.34	37.51	7.82	30.41	
Raf4	44	1.56	73.23	4.74	37.51	15.89	30.41	
Raf4	45	1.09	73.23	4.81	37.51	16.09	30.41	
Raf4	46	1.32	73.23	2.20	37.51	7.38	30.41	
Raf4	47	1.28	73.23	2.27	37.51	7.58	30.41	
Raf4	48	1.52	73.23	0.40	37.51	1.36	30.41	
Raf4	49	1.88	73.23	0.49	37.51	1.64	30.41	
Raf4	50	0.47	73.23	3.38	37.51	11.69	30.41	
Raf4	51	0.40	73.23	3.06	37.51	10.52	30.41	
Raf4	52	-1.09	105.99	2.20	37.51	7.65	30.41	
Raf4	53	0.61	74.96	-1.61	37.51	5.39	30.41	
Raf4	54	0.52	73.23	2.67	37.51	9.24	30.41	
Raf4	55	1.19	74.96	-2.06	37.51	6.98	30.41	
Raf4	56	0.41	73.23	3.20	37.51	11.01	30.41	
Raf4	57	0.41	73.23	3.20	37.51	11.01	30.41	
Raf4	58	1.51	73.23	3.17	37.51	10.91	30.41	
Raf4	59	1.19	73.23	3.24	37.51	11.11	30.41	
Raf4	60	0.51	73.23	-6.45	37.51	21.35	30.41	
Raf4	61	0.43	73.23	-5.31	37.51	17.56	30.41	
Raf4	62	-1.27	105.99	-4.51	37.51	14.90	30.41	
Raf4	63	0.74	74.96	-4.47	37.51	14.21	30.41	
Raf4	64	-0.74	105.99	-4.95	37.51	16.36	30.41	
Raf4	65	1.31	74.96	-4.92	37.51	15.67	30.41	
Raf4	66	0.45	73.23	-5.44	37.51	17.99	30.41	
Raf4	67	0.45	73.23	-5.44	37.51	17.99	30.41	
Raf4	68	1.50	73.23	-5.40	37.51	17.84	30.41	
Raf4	69	1.10	73.23	-5.49	37.51	18.15	30.41	
Raf4	70	-1.15	105.99	-0.61	37.51	-2.02	30.41	
Raf4	71	0.63	74.96	-1.44	37.51	-5.04	30.41	
Raf4	72	-0.44	105.99	-0.03	37.51	0.10	30.41	
Raf4	73	1.40	74.96	-0.81	37.51	-2.91	30.41	
Raf4	74	-1.24	105.99	-0.62	37.51	-2.11	30.41	
Raf4	75	-1.21	105.99	-1.42	37.51	-4.69	30.41	
Raf4	76	-1.22	105.99	3.77	37.51	12.64	30.41	
Raf4	77	0.70	74.96	-3.35	37.51	10.37	30.41	
Raf4	78	0.54	73.23	4.24	37.51	14.23	30.41	
Raf4	79	1.27	74.96	-3.80	37.51	11.96	30.41	
Raf4	80	-1.10	105.99	3.76	37.51	12.57	30.41	
Raf4	81	-1.03	105.99	3.16	37.51	10.64	30.41	
Raf4	82	-1.27	105.99	4.40	37.51	14.76	30.41	
Raf4	83	-1.27	105.99	4.40	37.51	14.76	30.41	
Raf4	84	-1.27	105.99	4.40	37.51	14.76	30.41	
Raf4	85	0.73	74.96	-3.93	37.51	12.50	30.41	
Raf4	86	0.73	74.96	-3.93	37.51	12.50	30.41	
Raf4	87	0.73	74.96	-3.93	37.51	12.50	30.41	
Raf4	88	0.60	73.23	4.88	37.51	16.36	30.41	
Raf4	89	0.60	73.23	4.88	37.51	16.36	30.41	
Raf4	90	0.60	73.23	4.88	37.51	16.36	30.41	
Raf4	91	1.31	74.96	-4.37	37.51	14.09	30.41	
Raf4	92	1.31	74.96	-4.37	37.51	14.09	30.41	

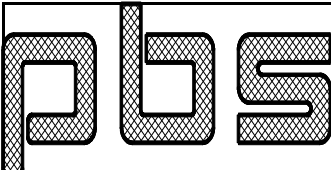
PLS	Customer	Elbert Rentals	Job No	22-8706
	Project	Building Expansion	Date	5/3/2022
	Location	Newberg, OR 97132	Designed By	AC
	Size	117 x 90 x 14.8 x 14.1	Checked By	

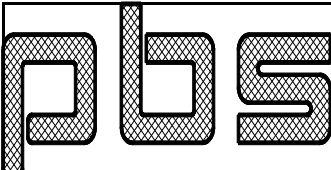
Raf4	93	1.31	74.96	-4.37	37.51	14.09	30.41
Raf4	94	-1.15	105.99	4.40	37.51	14.70	30.41
Raf4	95	-1.09	105.99	3.79	37.51	12.76	30.41
Raf4	96	-1.15	105.99	4.40	37.51	14.70	30.41
Raf4	97	-1.09	105.99	3.79	37.51	12.76	30.41
Raf4	98	-1.15	105.99	4.40	37.51	14.70	30.41
Raf4	99	-1.09	105.99	3.79	37.51	12.76	30.41

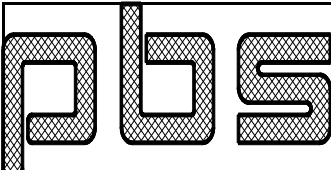
STRENGTH RATIO:

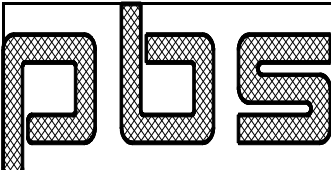
Id	Load Id	Axial	Shear	Moment	Axial+ Moment	Shear+ Moment	Max UC
-----	-----	-----	-----	-----	-----	-----	-----
Col1	1	0.06	0.00	0.00	0.06		0.06
Col1	2	0.02	0.00	0.00	0.02		0.02
Col1	3	0.07	0.00	0.00	0.07		0.07
Col1	4	0.07	0.00	0.00	0.07		0.07
Col1	5	0.07	0.00	0.00	0.07		0.07
Col1	6	0.05	0.00	0.00	0.05		0.05
Col1	7	0.06	0.00	0.00	0.06		0.06
Col1	8	0.06	0.00	0.00	0.06		0.06
Col1	9	0.06	0.00	0.00	0.06		0.06
Col1	10	0.01	0.04	0.15	0.15		0.15
Col1	11	0.00	0.04	0.15	0.15		0.15
Col1	12	0.01	0.04	0.16	0.16		0.16
Col1	13	0.00	0.04	0.16	0.16		0.16
Col1	14	0.01	0.04	0.16	0.16		0.16
Col1	15	0.00	0.04	0.16	0.16		0.16
Col1	16	0.00	0.04	0.16	0.16		0.16
Col1	17	0.01	0.04	0.16	0.17		0.17
Col1	18	0.04	0.03	0.12	0.14		0.14
Col1	19	0.05	0.03	0.12	0.15		0.15
Col1	20	0.03	0.03	0.12	0.14		0.14
Col1	21	0.04	0.03	0.12	0.14		0.14
Col1	22	0.05	0.03	0.12	0.15		0.15
Col1	23	0.05	0.03	0.12	0.15		0.15
Col1	24	0.04	0.03	0.12	0.14		0.14
Col1	25	0.05	0.03	0.12	0.15		0.15
Col1	26	0.05	0.03	0.12	0.15		0.15
Col1	27	0.05	0.03	0.12	0.15		0.15
Col1	28	0.04	0.03	0.12	0.14		0.14
Col1	29	0.05	0.03	0.12	0.15		0.15
Col1	30	0.05	0.03	0.12	0.15		0.15
Col1	31	0.05	0.03	0.12	0.15		0.15
Col1	32	0.04	0.03	0.12	0.14		0.14
Col1	33	0.05	0.03	0.12	0.15		0.15
Col1	34	0.01	0.04	0.15	0.15		0.15
Col1	35	0.01	0.04	0.15	0.15		0.15
Col1	36	0.01	0.04	0.16	0.16		0.16
Col1	37	0.01	0.04	0.16	0.16		0.16
Col1	38	0.01	0.04	0.16	0.16		0.16
Col1	39	0.01	0.04	0.16	0.16		0.16
Col1	40	0.00	0.04	0.16	0.16		0.16
Col1	41	0.00	0.04	0.16	0.16		0.16

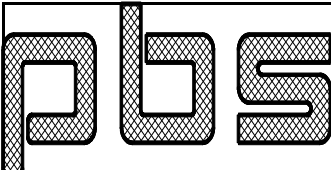
	Customer	Elbert Rentals				Job No	22-8706
	Project	Building Expansion				Date	5/3/2022
	Location	Newberg, OR 97132				Designed By	AC
	Size	117 x 90 x 14.8 x 14.1				Checked By	
Col1	42	0.03	0.00	0.00	0.03	0.03	
Col1	43	0.03	0.00	0.00	0.03	0.03	
Col1	44	0.05	0.00	0.00	0.05	0.05	
Col1	45	0.05	0.00	0.00	0.05	0.05	
Col1	46	0.03	0.00	0.00	0.03	0.03	
Col1	47	0.02	0.00	0.00	0.02	0.02	
Col1	48	0.01	0.00	0.00	0.01	0.01	
Col1	49	0.01	0.00	0.00	0.01	0.01	
Col1	50	0.07	0.00	0.00	0.07	0.07	
Col1	51	0.06	0.00	0.00	0.06	0.06	
Col1	52	0.04	0.03	0.12	0.14	0.14	
Col1	53	0.05	0.03	0.12	0.15	0.15	
Col1	54	0.05	0.03	0.12	0.15	0.15	
Col1	55	0.05	0.03	0.12	0.15	0.15	
Col1	56	0.06	0.00	0.00	0.06	0.06	
Col1	57	0.06	0.00	0.00	0.06	0.06	
Col1	58	0.06	0.00	0.00	0.06	0.06	
Col1	59	0.06	0.00	0.00	0.06	0.06	
Col1	60	0.04	0.00	0.00	0.04	0.04	
Col1	61	0.03	0.00	0.00	0.03	0.03	
Col1	62	0.02	0.03	0.12	0.13	0.13	
Col1	63	0.02	0.03	0.12	0.13	0.13	
Col1	64	0.02	0.03	0.12	0.13	0.13	
Col1	65	0.03	0.03	0.12	0.14	0.14	
Col1	66	0.03	0.00	0.00	0.03	0.03	
Col1	67	0.03	0.00	0.00	0.03	0.03	
Col1	68	0.04	0.00	0.00	0.04	0.04	
Col1	69	0.03	0.00	0.00	0.03	0.03	
Col1	70	0.01	0.00	0.00	0.01	0.01	
Col1	71	0.01	0.00	0.00	0.01	0.01	
Col1	72	0.00	0.00	0.00	0.00	0.00	
Col1	73	0.00	0.00	0.00	0.00	0.00	
Col1	74	0.01	0.00	0.00	0.01	0.01	
Col1	75	0.01	0.00	0.00	0.01	0.01	
Col1	76	0.04	0.00	0.00	0.04	0.04	
Col1	77	0.04	0.00	0.00	0.04	0.04	
Col1	78	0.04	0.00	0.00	0.04	0.04	
Col1	79	0.05	0.00	0.00	0.05	0.05	
Col1	80	0.03	0.00	0.00	0.03	0.03	
Col1	81	0.04	0.00	0.00	0.04	0.04	
Col1	82	0.04	0.00	0.00	0.04	0.04	
Col1	83	0.04	0.00	0.00	0.04	0.04	
Col1	84	0.04	0.00	0.00	0.04	0.04	
Col1	85	0.05	0.00	0.00	0.05	0.05	
Col1	86	0.05	0.00	0.00	0.05	0.05	
Col1	87	0.05	0.00	0.00	0.05	0.05	
Col1	88	0.05	0.00	0.00	0.05	0.05	
Col1	89	0.05	0.00	0.00	0.05	0.05	
Col1	90	0.05	0.00	0.00	0.05	0.05	
Col1	91	0.05	0.00	0.00	0.05	0.05	
Col1	92	0.05	0.00	0.00	0.05	0.05	
Col1	93	0.05	0.00	0.00	0.05	0.05	
Col1	94	0.04	0.00	0.00	0.04	0.04	
Col1	95	0.05	0.00	0.00	0.05	0.05	

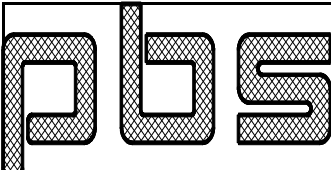
			Customer	Elbert Rentals			Job No	22-8706
			Project	Building Expansion			Date	5/3/2022
			Location	Newberg, OR 97132			Designed By	AC
			Size	117 x 90 x 14.8 x 14.1			Checked By	
Col1	96	0.04	0.00	0.00	0.04	0.04		
Col1	97	0.05	0.00	0.00	0.05	0.05		
Col1	98	0.04	0.00	0.00	0.04	0.04		
Col1	99	0.05	0.00	0.00	0.05	0.05		
Col2	1	0.16	0.00	0.00	0.16	0.16		
Col2	2	0.06	0.00	0.00	0.06	0.06		
Col2	3	0.19	0.00	0.00	0.19	0.19		
Col2	4	0.19	0.00	0.00	0.19	0.19		
Col2	5	0.19	0.00	0.00	0.19	0.19		
Col2	6	0.14	0.00	0.00	0.14	0.14		
Col2	7	0.16	0.00	0.00	0.16	0.16		
Col2	8	0.16	0.00	0.00	0.16	0.16		
Col2	9	0.16	0.00	0.00	0.16	0.16		
Col2	10	0.02	0.05	0.24	0.24	0.24		
Col2	11	0.01	0.05	0.24	0.23	0.23		
Col2	12	0.02	0.05	0.78	0.67	0.67		
Col2	13	0.01	0.05	0.78	0.75	0.75		
Col2	14	0.02	0.05	0.78	0.65	0.65		
Col2	15	0.01	0.05	0.78	0.78	0.78		
Col2	16	0.01	0.05	0.78	0.73	0.73		
Col2	17	0.02	0.05	0.78	0.79	0.79		
Col2	18	0.11	0.04	0.58	0.64	0.64		
Col2	19	0.13	0.04	0.58	0.65	0.65		
Col2	20	0.10	0.04	0.58	0.63	0.63		
Col2	21	0.11	0.04	0.58	0.64	0.64		
Col2	22	0.13	0.04	0.58	0.65	0.65		
Col2	23	0.15	0.04	0.58	0.66	0.66		
Col2	24	0.11	0.04	0.58	0.64	0.64		
Col2	25	0.13	0.04	0.58	0.65	0.65		
Col2	26	0.13	0.04	0.58	0.65	0.65		
Col2	27	0.15	0.04	0.58	0.66	0.66		
Col2	28	0.11	0.04	0.58	0.64	0.64		
Col2	29	0.13	0.04	0.58	0.65	0.65		
Col2	30	0.13	0.04	0.58	0.65	0.65		
Col2	31	0.15	0.04	0.58	0.66	0.66		
Col2	32	0.11	0.04	0.58	0.64	0.64		
Col2	33	0.13	0.04	0.58	0.65	0.65		
Col2	34	0.03	0.05	0.24	0.24	0.24		
Col2	35	0.01	0.05	0.24	0.23	0.23		
Col2	36	0.03	0.05	0.78	0.63	0.63		
Col2	37	0.01	0.05	0.78	0.70	0.70		
Col2	38	0.03	0.05	0.78	0.61	0.61		
Col2	39	0.01	0.05	0.78	0.75	0.75		
Col2	40	0.02	0.05	0.78	0.68	0.68		
Col2	41	0.01	0.05	0.78	0.79	0.79		
Col2	42	0.07	0.00	0.00	0.07	0.07		
Col2	43	0.11	0.00	0.00	0.11	0.11		
Col2	44	0.14	0.00	0.00	0.14	0.14		
Col2	45	0.17	0.00	0.00	0.17	0.17		
Col2	46	0.07	0.00	0.00	0.07	0.07		
Col2	47	0.10	0.00	0.00	0.10	0.10		
Col2	48	0.02	0.00	0.00	0.02	0.02		
Col2	49	0.05	0.00	0.00	0.05	0.05		
Col2	50	0.18	0.00	0.00	0.18	0.18		

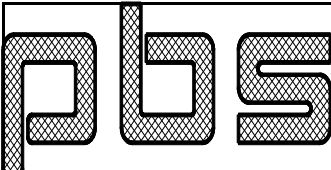
			Customer	Elbert Rentals			Job No	22-8706
			Project	Building Expansion			Date	5/3/2022
			Location	Newberg, OR 97132			Designed By	AC
			Size	117 x 90 x 14.8 x 14.1			Checked By	
Col2	51	0.15	0.00	0.00	0.15	0.15		
Col2	52	0.11	0.04	0.58	0.64	0.64		
Col2	53	0.14	0.04	0.58	0.65	0.65		
Col2	54	0.12	0.04	0.58	0.65	0.65		
Col2	55	0.15	0.04	0.58	0.66	0.66		
Col2	56	0.16	0.00	0.00	0.16	0.16		
Col2	57	0.16	0.00	0.00	0.16	0.16		
Col2	58	0.16	0.00	0.00	0.16	0.16		
Col2	59	0.19	0.00	0.00	0.19	0.19		
Col2	60	0.10	0.00	0.00	0.10	0.10		
Col2	61	0.09	0.00	0.00	0.09	0.09		
Col2	62	0.05	0.04	0.58	0.61	0.61		
Col2	63	0.08	0.04	0.58	0.62	0.62		
Col2	64	0.06	0.04	0.58	0.62	0.62		
Col2	65	0.09	0.04	0.58	0.63	0.63		
Col2	66	0.10	0.00	0.00	0.10	0.10		
Col2	67	0.10	0.00	0.00	0.10	0.10		
Col2	68	0.10	0.00	0.00	0.10	0.10		
Col2	69	0.13	0.00	0.00	0.13	0.13		
Col2	70	0.03	0.00	0.00	0.03	0.03		
Col2	71	0.01	0.00	0.00	0.01	0.01		
Col2	72	0.02	0.00	0.00	0.02	0.02		
Col2	73	0.01	0.00	0.00	0.01	0.01		
Col2	74	0.03	0.00	0.00	0.03	0.03		
Col2	75	0.01	0.00	0.00	0.01	0.01		
Col2	76	0.09	0.00	0.00	0.09	0.09		
Col2	77	0.12	0.00	0.00	0.12	0.12		
Col2	78	0.11	0.00	0.00	0.11	0.11		
Col2	79	0.13	0.00	0.00	0.13	0.13		
Col2	80	0.10	0.00	0.00	0.10	0.10		
Col2	81	0.11	0.00	0.00	0.11	0.11		
Col2	82	0.11	0.00	0.00	0.11	0.11		
Col2	83	0.11	0.00	0.00	0.11	0.11		
Col2	84	0.11	0.00	0.00	0.11	0.11		
Col2	85	0.14	0.00	0.00	0.14	0.14		
Col2	86	0.14	0.00	0.00	0.14	0.14		
Col2	87	0.14	0.00	0.00	0.14	0.14		
Col2	88	0.13	0.00	0.00	0.13	0.13		
Col2	89	0.13	0.00	0.00	0.13	0.13		
Col2	90	0.13	0.00	0.00	0.13	0.13		
Col2	91	0.15	0.00	0.00	0.15	0.15		
Col2	92	0.15	0.00	0.00	0.15	0.15		
Col2	93	0.15	0.00	0.00	0.15	0.15		
Col2	94	0.11	0.00	0.00	0.11	0.11		
Col2	95	0.13	0.00	0.00	0.13	0.13		
Col2	96	0.11	0.00	0.00	0.11	0.11		
Col2	97	0.13	0.00	0.00	0.13	0.13		
Col2	98	0.11	0.00	0.00	0.11	0.11		
Col2	99	0.13	0.00	0.00	0.13	0.13		
Col3	1	0.16	0.00	0.00	0.16	0.16		
Col3	2	0.06	0.00	0.00	0.06	0.06		
Col3	3	0.18	0.00	0.00	0.18	0.18		
Col3	4	0.18	0.00	0.00	0.18	0.18		
Col3	5	0.18	0.00	0.00	0.18	0.18		

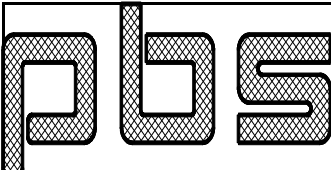
	Customer	Elbert Rentals				Job No	22-8706
	Project	Building Expansion				Date	5/3/2022
	Location	Newberg, OR 97132				Designed By	AC
	Size	117 x 90 x 14.8 x 14.1				Checked By	
Col3	6	0.13	0.00	0.00	0.13	0.13	
Col3	7	0.15	0.00	0.00	0.15	0.15	
Col3	8	0.15	0.00	0.00	0.15	0.15	
Col3	9	0.15	0.00	0.00	0.15	0.15	
Col3	10	0.02	0.06	0.30	0.31	0.31	
Col3	11	0.00	0.06	0.30	0.30	0.30	
Col3	12	0.02	0.06	0.37	0.34	0.34	
Col3	13	0.00	0.06	0.37	0.37	0.37	
Col3	14	0.01	0.06	0.37	0.37	0.37	
Col3	15	0.01	0.06	0.37	0.37	0.37	
Col3	16	0.01	0.06	0.37	0.38	0.38	
Col3	17	0.01	0.06	0.37	0.38	0.38	
Col3	18	0.12	0.05	0.28	0.34	0.34	
Col3	19	0.12	0.05	0.28	0.34	0.34	
Col3	20	0.09	0.05	0.28	0.33	0.33	
Col3	21	0.11	0.05	0.28	0.34	0.34	
Col3	22	0.14	0.05	0.28	0.35	0.35	
Col3	23	0.14	0.05	0.28	0.35	0.35	
Col3	24	0.11	0.05	0.28	0.33	0.33	
Col3	25	0.13	0.05	0.28	0.34	0.34	
Col3	26	0.14	0.05	0.28	0.35	0.35	
Col3	27	0.14	0.05	0.28	0.35	0.35	
Col3	28	0.11	0.05	0.28	0.33	0.33	
Col3	29	0.13	0.05	0.28	0.34	0.34	
Col3	30	0.14	0.05	0.28	0.35	0.35	
Col3	31	0.14	0.05	0.28	0.35	0.35	
Col3	32	0.11	0.05	0.28	0.33	0.33	
Col3	33	0.13	0.05	0.28	0.34	0.34	
Col3	34	0.03	0.06	0.30	0.31	0.31	
Col3	35	0.01	0.06	0.30	0.30	0.30	
Col3	36	0.03	0.06	0.37	0.33	0.33	
Col3	37	0.01	0.06	0.37	0.36	0.36	
Col3	38	0.01	0.06	0.37	0.36	0.36	
Col3	39	0.01	0.06	0.37	0.36	0.36	
Col3	40	0.00	0.06	0.37	0.37	0.37	
Col3	41	0.00	0.06	0.37	0.37	0.37	
Col3	42	0.10	0.00	0.00	0.10	0.10	
Col3	43	0.07	0.00	0.00	0.07	0.07	
Col3	44	0.16	0.00	0.00	0.16	0.16	
Col3	45	0.13	0.00	0.00	0.13	0.13	
Col3	46	0.09	0.00	0.00	0.09	0.09	
Col3	47	0.06	0.00	0.00	0.06	0.06	
Col3	48	0.05	0.00	0.00	0.05	0.05	
Col3	49	0.01	0.00	0.00	0.01	0.01	
Col3	50	0.21	0.00	0.00	0.21	0.21	
Col3	51	0.17	0.00	0.00	0.17	0.17	
Col3	52	0.15	0.05	0.28	0.35	0.35	
Col3	53	0.15	0.05	0.28	0.35	0.35	
Col3	54	0.16	0.05	0.28	0.36	0.36	
Col3	55	0.16	0.05	0.28	0.36	0.36	
Col3	56	0.18	0.00	0.00	0.18	0.18	
Col3	57	0.18	0.00	0.00	0.18	0.18	
Col3	58	0.20	0.00	0.00	0.20	0.20	
Col3	59	0.18	0.00	0.00	0.18	0.18	

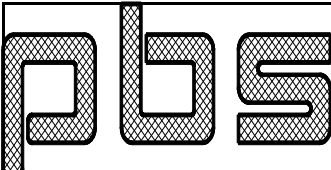
	Customer	Elbert Rentals				Job No	22-8706
	Project	Building Expansion				Date	5/3/2022
	Location	Newberg, OR 97132				Designed By	AC
	Size	117 x 90 x 14.8 x 14.1				Checked By	
Col3	60	0.09	0.00	0.00	0.09	0.09	
Col3	61	0.08	0.00	0.00	0.08	0.08	
Col3	62	0.06	0.05	0.28	0.31	0.31	
Col3	63	0.06	0.05	0.28	0.31	0.31	
Col3	64	0.07	0.05	0.28	0.32	0.32	
Col3	65	0.07	0.05	0.28	0.32	0.32	
Col3	66	0.09	0.00	0.00	0.09	0.09	
Col3	67	0.09	0.00	0.00	0.09	0.09	
Col3	68	0.11	0.00	0.00	0.11	0.11	
Col3	69	0.09	0.00	0.00	0.09	0.09	
Col3	70	0.01	0.00	0.00	0.01	0.01	
Col3	71	0.01	0.00	0.00	0.01	0.01	
Col3	72	0.00	0.00	0.00	0.00	0.00	
Col3	73	0.00	0.00	0.00	0.00	0.00	
Col3	74	0.03	0.00	0.00	0.03	0.03	
Col3	75	0.01	0.00	0.00	0.01	0.01	
Col3	76	0.11	0.00	0.00	0.11	0.11	
Col3	77	0.11	0.00	0.00	0.11	0.11	
Col3	78	0.12	0.00	0.00	0.12	0.12	
Col3	79	0.12	0.00	0.00	0.12	0.12	
Col3	80	0.09	0.00	0.00	0.09	0.09	
Col3	81	0.11	0.00	0.00	0.11	0.11	
Col3	82	0.13	0.00	0.00	0.13	0.13	
Col3	83	0.13	0.00	0.00	0.13	0.13	
Col3	84	0.13	0.00	0.00	0.13	0.13	
Col3	85	0.13	0.00	0.00	0.13	0.13	
Col3	86	0.13	0.00	0.00	0.13	0.13	
Col3	87	0.13	0.00	0.00	0.13	0.13	
Col3	88	0.14	0.00	0.00	0.14	0.14	
Col3	89	0.14	0.00	0.00	0.14	0.14	
Col3	90	0.14	0.00	0.00	0.14	0.14	
Col3	91	0.14	0.00	0.00	0.14	0.14	
Col3	92	0.14	0.00	0.00	0.14	0.14	
Col3	93	0.14	0.00	0.00	0.14	0.14	
Col3	94	0.11	0.00	0.00	0.11	0.11	
Col3	95	0.13	0.00	0.00	0.13	0.13	
Col3	96	0.11	0.00	0.00	0.11	0.11	
Col3	97	0.13	0.00	0.00	0.13	0.13	
Col3	98	0.11	0.00	0.00	0.11	0.11	
Col3	99	0.13	0.00	0.00	0.13	0.13	
Col4	1	0.16	0.00	0.00	0.16	0.16	
Col4	2	0.06	0.00	0.00	0.06	0.06	
Col4	3	0.19	0.00	0.00	0.19	0.19	
Col4	4	0.19	0.00	0.00	0.19	0.19	
Col4	5	0.19	0.00	0.00	0.19	0.19	
Col4	6	0.14	0.00	0.00	0.14	0.14	
Col4	7	0.16	0.00	0.00	0.16	0.16	
Col4	8	0.16	0.00	0.00	0.16	0.16	
Col4	9	0.16	0.00	0.00	0.16	0.16	
Col4	10	0.01	0.06	0.35	0.35	0.35	
Col4	11	0.01	0.06	0.35	0.35	0.35	
Col4	12	0.01	0.06	0.53	0.52	0.52	
Col4	13	0.01	0.06	0.53	0.51	0.51	
Col4	14	0.00	0.06	0.53	0.53	0.53	

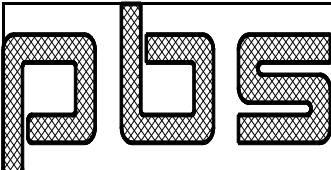
			Customer	Elbert Rentals			Job No	22-8706
			Project	Building Expansion			Date	5/3/2022
			Location	Newberg, OR 97132			Designed By	AC
			Size	117 x 90 x 14.8 x 14.1			Checked By	
Col4	15	0.00	0.06	0.53	0.53	0.53		
Col4	16	0.02	0.06	0.53	0.54	0.54		
Col4	17	0.01	0.06	0.53	0.54	0.54		
Col4	18	0.13	0.05	0.40	0.46	0.46		
Col4	19	0.13	0.05	0.40	0.46	0.46		
Col4	20	0.11	0.05	0.40	0.46	0.46		
Col4	21	0.10	0.05	0.40	0.45	0.45		
Col4	22	0.15	0.05	0.40	0.47	0.47		
Col4	23	0.15	0.05	0.40	0.47	0.47		
Col4	24	0.13	0.05	0.40	0.46	0.46		
Col4	25	0.12	0.05	0.40	0.46	0.46		
Col4	26	0.15	0.05	0.40	0.47	0.47		
Col4	27	0.15	0.05	0.40	0.47	0.47		
Col4	28	0.13	0.05	0.40	0.46	0.46		
Col4	29	0.12	0.05	0.40	0.46	0.46		
Col4	30	0.15	0.05	0.40	0.47	0.47		
Col4	31	0.15	0.05	0.40	0.47	0.47		
Col4	32	0.13	0.05	0.40	0.46	0.46		
Col4	33	0.12	0.05	0.40	0.46	0.46		
Col4	34	0.02	0.06	0.35	0.35	0.35		
Col4	35	0.02	0.06	0.35	0.35	0.35		
Col4	36	0.02	0.06	0.53	0.50	0.50		
Col4	37	0.02	0.06	0.53	0.49	0.49		
Col4	38	0.01	0.06	0.53	0.51	0.51		
Col4	39	0.01	0.06	0.53	0.51	0.51		
Col4	40	0.00	0.06	0.53	0.53	0.53		
Col4	41	0.00	0.06	0.53	0.53	0.53		
Col4	42	0.07	0.00	0.00	0.07	0.07		
Col4	43	0.07	0.00	0.00	0.07	0.07		
Col4	44	0.15	0.00	0.00	0.15	0.15		
Col4	45	0.14	0.00	0.00	0.14	0.14		
Col4	46	0.07	0.00	0.00	0.07	0.07		
Col4	47	0.07	0.00	0.00	0.07	0.07		
Col4	48	0.02	0.00	0.00	0.02	0.02		
Col4	49	0.01	0.00	0.00	0.01	0.01		
Col4	50	0.15	0.00	0.00	0.15	0.15		
Col4	51	0.13	0.00	0.00	0.13	0.13		
Col4	52	0.10	0.05	0.40	0.45	0.45		
Col4	53	0.10	0.05	0.40	0.45	0.45		
Col4	54	0.12	0.05	0.40	0.46	0.46		
Col4	55	0.12	0.05	0.40	0.46	0.46		
Col4	56	0.13	0.00	0.00	0.13	0.13		
Col4	57	0.13	0.00	0.00	0.13	0.13		
Col4	58	0.13	0.00	0.00	0.13	0.13		
Col4	59	0.13	0.00	0.00	0.13	0.13		
Col4	60	0.19	0.00	0.00	0.19	0.19		
Col4	61	0.16	0.00	0.00	0.16	0.16		
Col4	62	0.13	0.05	0.40	0.47	0.47		
Col4	63	0.13	0.05	0.40	0.47	0.47		
Col4	64	0.15	0.05	0.40	0.47	0.47		
Col4	65	0.15	0.05	0.40	0.47	0.47		
Col4	66	0.16	0.00	0.00	0.16	0.16		
Col4	67	0.16	0.00	0.00	0.16	0.16		
Col4	68	0.16	0.00	0.00	0.16	0.16		

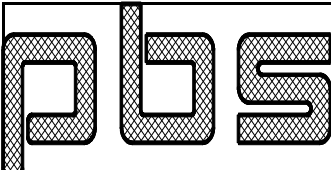
	Customer	Elbert Rentals				Job No	22-8706
	Project	Building Expansion				Date	5/3/2022
	Location	Newberg, OR 97132				Designed By	AC
	Size	117 x 90 x 14.8 x 14.1				Checked By	
Col4	69	0.16	0.00	0.00	0.16	0.16	
Col4	70	0.01	0.00	0.00	0.01	0.01	
Col4	71	0.01	0.00	0.00	0.01	0.01	
Col4	72	0.00	0.00	0.00	0.00	0.00	
Col4	73	0.00	0.00	0.00	0.00	0.00	
Col4	74	0.02	0.00	0.00	0.02	0.02	
Col4	75	0.02	0.00	0.00	0.02	0.02	
Col4	76	0.12	0.00	0.00	0.12	0.12	
Col4	77	0.12	0.00	0.00	0.12	0.12	
Col4	78	0.13	0.00	0.00	0.13	0.13	
Col4	79	0.13	0.00	0.00	0.13	0.13	
Col4	80	0.11	0.00	0.00	0.11	0.11	
Col4	81	0.10	0.00	0.00	0.10	0.10	
Col4	82	0.14	0.00	0.00	0.14	0.14	
Col4	83	0.14	0.00	0.00	0.14	0.14	
Col4	84	0.14	0.00	0.00	0.14	0.14	
Col4	85	0.14	0.00	0.00	0.14	0.14	
Col4	86	0.14	0.00	0.00	0.14	0.14	
Col4	87	0.14	0.00	0.00	0.14	0.14	
Col4	88	0.15	0.00	0.00	0.15	0.15	
Col4	89	0.15	0.00	0.00	0.15	0.15	
Col4	90	0.15	0.00	0.00	0.15	0.15	
Col4	91	0.15	0.00	0.00	0.15	0.15	
Col4	92	0.15	0.00	0.00	0.15	0.15	
Col4	93	0.15	0.00	0.00	0.15	0.15	
Col4	94	0.13	0.00	0.00	0.13	0.13	
Col4	95	0.12	0.00	0.00	0.12	0.12	
Col4	96	0.13	0.00	0.00	0.13	0.13	
Col4	97	0.12	0.00	0.00	0.12	0.12	
Col4	98	0.13	0.00	0.00	0.13	0.13	
Col4	99	0.12	0.00	0.00	0.12	0.12	
Col5	1	0.15	0.00	0.00	0.15	0.15	
Col5	2	0.06	0.00	0.00	0.06	0.06	
Col5	3	0.18	0.00	0.00	0.18	0.18	
Col5	4	0.18	0.00	0.00	0.18	0.18	
Col5	5	0.18	0.00	0.00	0.18	0.18	
Col5	6	0.13	0.00	0.00	0.13	0.13	
Col5	7	0.15	0.00	0.00	0.15	0.15	
Col5	8	0.15	0.00	0.00	0.15	0.15	
Col5	9	0.15	0.00	0.00	0.15	0.15	
Col5	10	0.00	0.06	0.28	0.28	0.28	
Col5	11	0.02	0.06	0.28	0.29	0.29	
Col5	12	0.00	0.06	0.34	0.33	0.33	
Col5	13	0.02	0.06	0.34	0.31	0.31	
Col5	14	0.01	0.06	0.34	0.33	0.33	
Col5	15	0.00	0.06	0.34	0.33	0.33	
Col5	16	0.01	0.06	0.34	0.34	0.34	
Col5	17	0.01	0.06	0.34	0.34	0.34	
Col5	18	0.12	0.04	0.25	0.31	0.31	
Col5	19	0.12	0.04	0.25	0.31	0.31	
Col5	20	0.11	0.04	0.25	0.31	0.31	
Col5	21	0.09	0.04	0.25	0.30	0.30	
Col5	22	0.14	0.04	0.25	0.32	0.32	
Col5	23	0.14	0.04	0.25	0.32	0.32	

			Customer	Elbert Rentals			Job No	22-8706
			Project	Building Expansion			Date	5/3/2022
			Location	Newberg, OR 97132			Designed By	AC
			Size	117 x 90 x 14.8 x 14.1			Checked By	
Col5	24	0.13	0.04	0.25	0.31	0.31		
Col5	25	0.11	0.04	0.25	0.30	0.30		
Col5	26	0.14	0.04	0.25	0.32	0.32		
Col5	27	0.14	0.04	0.25	0.32	0.32		
Col5	28	0.13	0.04	0.25	0.31	0.31		
Col5	29	0.11	0.04	0.25	0.30	0.30		
Col5	30	0.14	0.04	0.25	0.32	0.32		
Col5	31	0.14	0.04	0.25	0.32	0.32		
Col5	32	0.13	0.04	0.25	0.31	0.31		
Col5	33	0.11	0.04	0.25	0.30	0.30		
Col5	34	0.01	0.06	0.28	0.28	0.28		
Col5	35	0.03	0.06	0.28	0.29	0.29		
Col5	36	0.01	0.06	0.34	0.32	0.32		
Col5	37	0.03	0.06	0.34	0.30	0.30		
Col5	38	0.01	0.06	0.34	0.32	0.32		
Col5	39	0.01	0.06	0.34	0.32	0.32		
Col5	40	0.00	0.06	0.34	0.34	0.34		
Col5	41	0.00	0.06	0.34	0.34	0.34		
Col5	42	0.06	0.00	0.00	0.06	0.06		
Col5	43	0.10	0.00	0.00	0.10	0.10		
Col5	44	0.13	0.00	0.00	0.13	0.13		
Col5	45	0.16	0.00	0.00	0.16	0.16		
Col5	46	0.06	0.00	0.00	0.06	0.06		
Col5	47	0.09	0.00	0.00	0.09	0.09		
Col5	48	0.01	0.00	0.00	0.01	0.01		
Col5	49	0.05	0.00	0.00	0.05	0.05		
Col5	50	0.09	0.00	0.00	0.09	0.09		
Col5	51	0.08	0.00	0.00	0.08	0.08		
Col5	52	0.06	0.04	0.25	0.28	0.28		
Col5	53	0.06	0.04	0.25	0.28	0.28		
Col5	54	0.07	0.04	0.25	0.29	0.29		
Col5	55	0.07	0.04	0.25	0.29	0.29		
Col5	56	0.08	0.00	0.00	0.08	0.08		
Col5	57	0.08	0.00	0.00	0.08	0.08		
Col5	58	0.08	0.00	0.00	0.08	0.08		
Col5	59	0.11	0.00	0.00	0.11	0.11		
Col5	60	0.19	0.00	0.00	0.19	0.19		
Col5	61	0.16	0.00	0.00	0.16	0.16		
Col5	62	0.13	0.04	0.25	0.32	0.32		
Col5	63	0.13	0.04	0.25	0.32	0.32		
Col5	64	0.15	0.04	0.25	0.32	0.32		
Col5	65	0.15	0.04	0.25	0.33	0.33		
Col5	66	0.16	0.00	0.00	0.16	0.16		
Col5	67	0.16	0.00	0.00	0.16	0.16		
Col5	68	0.16	0.00	0.00	0.16	0.16		
Col5	69	0.19	0.00	0.00	0.19	0.19		
Col5	70	0.01	0.00	0.00	0.01	0.01		
Col5	71	0.01	0.00	0.00	0.01	0.01		
Col5	72	0.00	0.00	0.00	0.00	0.00		
Col5	73	0.00	0.00	0.00	0.00	0.00		
Col5	74	0.01	0.00	0.00	0.01	0.01		
Col5	75	0.03	0.00	0.00	0.03	0.03		
Col5	76	0.11	0.00	0.00	0.11	0.11		
Col5	77	0.11	0.00	0.00	0.11	0.11		

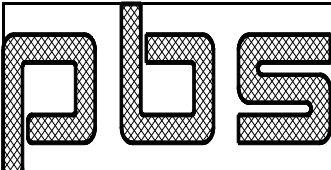
	Customer	Elbert Rentals				Job No	22-8706
	Project	Building Expansion				Date	5/3/2022
	Location	Newberg, OR 97132				Designed By	AC
	Size	117 x 90 x 14.8 x 14.1				Checked By	
Col15	78	0.12	0.00	0.00	0.12	0.12	
Col15	79	0.12	0.00	0.00	0.12	0.12	
Col15	80	0.11	0.00	0.00	0.11	0.11	
Col15	81	0.09	0.00	0.00	0.09	0.09	
Col15	82	0.12	0.00	0.00	0.12	0.12	
Col15	83	0.12	0.00	0.00	0.12	0.12	
Col15	84	0.12	0.00	0.00	0.12	0.12	
Col15	85	0.12	0.00	0.00	0.12	0.12	
Col15	86	0.12	0.00	0.00	0.12	0.12	
Col15	87	0.12	0.00	0.00	0.12	0.12	
Col15	88	0.14	0.00	0.00	0.14	0.14	
Col15	89	0.14	0.00	0.00	0.14	0.14	
Col15	90	0.14	0.00	0.00	0.14	0.14	
Col15	91	0.14	0.00	0.00	0.14	0.14	
Col15	92	0.14	0.00	0.00	0.14	0.14	
Col15	93	0.14	0.00	0.00	0.14	0.14	
Col15	94	0.13	0.00	0.00	0.13	0.13	
Col15	95	0.11	0.00	0.00	0.11	0.11	
Col15	96	0.13	0.00	0.00	0.13	0.13	
Col15	97	0.11	0.00	0.00	0.11	0.11	
Col15	98	0.13	0.00	0.00	0.13	0.13	
Col15	99	0.11	0.00	0.00	0.11	0.11	
Col16	1	0.16	0.00	0.00	0.16	0.16	
Col16	2	0.06	0.00	0.00	0.06	0.06	
Col16	3	0.19	0.00	0.00	0.19	0.19	
Col16	4	0.19	0.00	0.00	0.19	0.19	
Col16	5	0.19	0.00	0.00	0.19	0.19	
Col16	6	0.14	0.00	0.00	0.14	0.14	
Col16	7	0.16	0.00	0.00	0.16	0.16	
Col16	8	0.16	0.00	0.00	0.16	0.16	
Col16	9	0.16	0.00	0.00	0.16	0.16	
Col16	10	0.01	0.05	0.22	0.21	0.21	
Col16	11	0.02	0.05	0.22	0.22	0.22	
Col16	12	0.01	0.05	0.67	0.64	0.64	
Col16	13	0.02	0.05	0.67	0.57	0.57	
Col16	14	0.00	0.05	0.67	0.67	0.67	
Col16	15	0.02	0.05	0.67	0.56	0.56	
Col16	16	0.02	0.05	0.67	0.68	0.68	
Col16	17	0.01	0.05	0.67	0.62	0.62	
Col16	18	0.13	0.04	0.50	0.57	0.57	
Col16	19	0.11	0.04	0.50	0.55	0.55	
Col16	20	0.11	0.04	0.50	0.56	0.56	
Col16	21	0.10	0.04	0.50	0.55	0.55	
Col16	22	0.15	0.04	0.50	0.58	0.58	
Col16	23	0.13	0.04	0.50	0.56	0.56	
Col16	24	0.13	0.04	0.50	0.57	0.57	
Col16	25	0.12	0.04	0.50	0.56	0.56	
Col16	26	0.15	0.04	0.50	0.58	0.58	
Col16	27	0.13	0.04	0.50	0.56	0.56	
Col16	28	0.13	0.04	0.50	0.57	0.57	
Col16	29	0.12	0.04	0.50	0.56	0.56	
Col16	30	0.15	0.04	0.50	0.58	0.58	
Col16	31	0.13	0.04	0.50	0.56	0.56	
Col16	32	0.13	0.04	0.50	0.57	0.57	

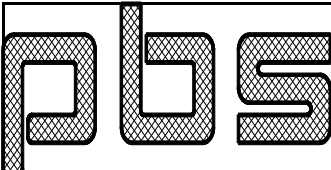
			Customer	Elbert Rentals			Job No	22-8706
			Project	Building Expansion			Date	5/3/2022
			Location	Newberg, OR 97132			Designed By	AC
			Size	117 x 90 x 14.8 x 14.1			Checked By	
Col6	33	0.12	0.04	0.50	0.56	0.56		
Col6	34	0.01	0.05	0.22	0.21	0.21		
Col6	35	0.03	0.05	0.22	0.22	0.22		
Col6	36	0.01	0.05	0.67	0.60	0.60		
Col6	37	0.03	0.05	0.67	0.54	0.54		
Col6	38	0.01	0.05	0.67	0.64	0.64		
Col6	39	0.03	0.05	0.67	0.52	0.52		
Col6	40	0.01	0.05	0.67	0.67	0.67		
Col6	41	0.02	0.05	0.67	0.58	0.58		
Col6	42	0.11	0.00	0.00	0.11	0.11		
Col6	43	0.07	0.00	0.00	0.07	0.07		
Col6	44	0.17	0.00	0.00	0.17	0.17		
Col6	45	0.14	0.00	0.00	0.14	0.14		
Col6	46	0.10	0.00	0.00	0.10	0.10		
Col6	47	0.07	0.00	0.00	0.07	0.07		
Col6	48	0.05	0.00	0.00	0.05	0.05		
Col6	49	0.02	0.00	0.00	0.02	0.02		
Col6	50	0.10	0.00	0.00	0.10	0.10		
Col6	51	0.09	0.00	0.00	0.09	0.09		
Col6	52	0.08	0.04	0.50	0.54	0.54		
Col6	53	0.05	0.04	0.50	0.52	0.52		
Col6	54	0.09	0.04	0.50	0.54	0.54		
Col6	55	0.06	0.04	0.50	0.53	0.53		
Col6	56	0.10	0.00	0.00	0.10	0.10		
Col6	57	0.10	0.00	0.00	0.10	0.10		
Col6	58	0.12	0.00	0.00	0.12	0.12		
Col6	59	0.10	0.00	0.00	0.10	0.10		
Col6	60	0.18	0.00	0.00	0.18	0.18		
Col6	61	0.15	0.00	0.00	0.15	0.15		
Col6	62	0.14	0.04	0.50	0.57	0.57		
Col6	63	0.11	0.04	0.50	0.55	0.55		
Col6	64	0.15	0.04	0.50	0.57	0.57		
Col6	65	0.12	0.04	0.50	0.56	0.56		
Col6	66	0.16	0.00	0.00	0.16	0.16		
Col6	67	0.16	0.00	0.00	0.16	0.16		
Col6	68	0.18	0.00	0.00	0.18	0.18		
Col6	69	0.16	0.00	0.00	0.16	0.16		
Col6	70	0.01	0.00	0.00	0.01	0.01		
Col6	71	0.03	0.00	0.00	0.03	0.03		
Col6	72	0.01	0.00	0.00	0.01	0.01		
Col6	73	0.02	0.00	0.00	0.02	0.02		
Col6	74	0.01	0.00	0.00	0.01	0.01		
Col6	75	0.03	0.00	0.00	0.03	0.03		
Col6	76	0.12	0.00	0.00	0.12	0.12		
Col6	77	0.09	0.00	0.00	0.09	0.09		
Col6	78	0.13	0.00	0.00	0.13	0.13		
Col6	79	0.11	0.00	0.00	0.11	0.11		
Col6	80	0.11	0.00	0.00	0.11	0.11		
Col6	81	0.10	0.00	0.00	0.10	0.10		
Col6	82	0.14	0.00	0.00	0.14	0.14		
Col6	83	0.14	0.00	0.00	0.14	0.14		
Col6	84	0.14	0.00	0.00	0.14	0.14		
Col6	85	0.11	0.00	0.00	0.11	0.11		
Col6	86	0.11	0.00	0.00	0.11	0.11		

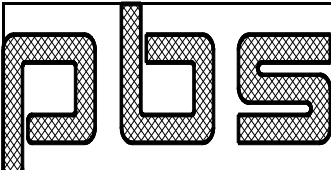
			Customer	Elbert Rentals			Job No	22-8706
			Project	Building Expansion			Date	5/3/2022
			Location	Newberg, OR 97132			Designed By	AC
			Size	117 x 90 x 14.8 x 14.1			Checked By	
Col6	87	0.11	0.00	0.00	0.11	0.11		
Col6	88	0.15	0.00	0.00	0.15	0.15		
Col6	89	0.15	0.00	0.00	0.15	0.15		
Col6	90	0.15	0.00	0.00	0.15	0.15		
Col6	91	0.13	0.00	0.00	0.13	0.13		
Col6	92	0.13	0.00	0.00	0.13	0.13		
Col6	93	0.13	0.00	0.00	0.13	0.13		
Col6	94	0.13	0.00	0.00	0.13	0.13		
Col6	95	0.12	0.00	0.00	0.12	0.12		
Col6	96	0.13	0.00	0.00	0.13	0.13		
Col6	97	0.12	0.00	0.00	0.12	0.12		
Col6	98	0.13	0.00	0.00	0.13	0.13		
Col6	99	0.12	0.00	0.00	0.12	0.12		
Col7	1	0.06	0.00	0.00	0.06	0.06		
Col7	2	0.02	0.00	0.00	0.02	0.02		
Col7	3	0.07	0.00	0.00	0.07	0.07		
Col7	4	0.07	0.00	0.00	0.07	0.07		
Col7	5	0.07	0.00	0.00	0.07	0.07		
Col7	6	0.05	0.00	0.00	0.05	0.05		
Col7	7	0.06	0.00	0.00	0.06	0.06		
Col7	8	0.06	0.00	0.00	0.06	0.06		
Col7	9	0.06	0.00	0.00	0.06	0.06		
Col7	10	0.00	0.03	0.14	0.14	0.14		
Col7	11	0.01	0.03	0.14	0.13	0.13		
Col7	12	0.00	0.04	0.15	0.15	0.15		
Col7	13	0.01	0.04	0.15	0.14	0.14		
Col7	14	0.00	0.04	0.15	0.15	0.15		
Col7	15	0.01	0.04	0.15	0.14	0.14		
Col7	16	0.01	0.04	0.15	0.15	0.15		
Col7	17	0.00	0.04	0.15	0.15	0.15		
Col7	18	0.05	0.03	0.11	0.13	0.13		
Col7	19	0.04	0.03	0.11	0.13	0.13		
Col7	20	0.04	0.03	0.11	0.13	0.13		
Col7	21	0.03	0.03	0.11	0.13	0.13		
Col7	22	0.05	0.03	0.11	0.14	0.14		
Col7	23	0.05	0.03	0.11	0.13	0.13		
Col7	24	0.05	0.03	0.11	0.13	0.13		
Col7	25	0.04	0.03	0.11	0.13	0.13		
Col7	26	0.05	0.03	0.11	0.14	0.14		
Col7	27	0.05	0.03	0.11	0.13	0.13		
Col7	28	0.05	0.03	0.11	0.13	0.13		
Col7	29	0.04	0.03	0.11	0.13	0.13		
Col7	30	0.05	0.03	0.11	0.14	0.14		
Col7	31	0.05	0.03	0.11	0.13	0.13		
Col7	32	0.05	0.03	0.11	0.13	0.13		
Col7	33	0.04	0.03	0.11	0.13	0.13		
Col7	34	0.01	0.03	0.14	0.13	0.13		
Col7	35	0.01	0.03	0.14	0.14	0.14		
Col7	36	0.01	0.04	0.15	0.14	0.14		
Col7	37	0.01	0.04	0.15	0.15	0.15		
Col7	38	0.01	0.04	0.15	0.14	0.14		
Col7	39	0.01	0.04	0.15	0.14	0.14		
Col7	40	0.00	0.04	0.15	0.15	0.15		
Col7	41	0.00	0.04	0.15	0.14	0.14		

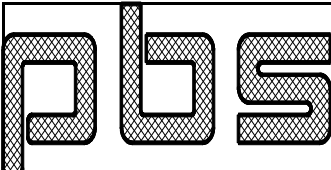
	Customer	Elbert Rentals				Job No	22-8706
	Project	Building Expansion				Date	5/3/2022
	Location	Newberg, OR 97132				Designed By	AC
	Size	117 x 90 x 14.8 x 14.1				Checked By	
Col7	42	0.03	0.00	0.00	0.03	0.03	
Col7	43	0.03	0.00	0.00	0.03	0.03	
Col7	44	0.05	0.00	0.00	0.05	0.05	
Col7	45	0.05	0.00	0.00	0.05	0.05	
Col7	46	0.02	0.00	0.00	0.02	0.02	
Col7	47	0.03	0.00	0.00	0.03	0.03	
Col7	48	0.01	0.00	0.00	0.01	0.01	
Col7	49	0.01	0.00	0.00	0.01	0.01	
Col7	50	0.04	0.00	0.00	0.04	0.04	
Col7	51	0.03	0.00	0.00	0.03	0.03	
Col7	52	0.02	0.03	0.11	0.12	0.12	
Col7	53	0.02	0.03	0.11	0.12	0.12	
Col7	54	0.03	0.03	0.11	0.12	0.12	
Col7	55	0.02	0.03	0.11	0.12	0.12	
Col7	56	0.03	0.00	0.00	0.03	0.03	
Col7	57	0.03	0.00	0.00	0.03	0.03	
Col7	58	0.03	0.00	0.00	0.03	0.03	
Col7	59	0.03	0.00	0.00	0.03	0.03	
Col7	60	0.07	0.00	0.00	0.07	0.07	
Col7	61	0.06	0.00	0.00	0.06	0.06	
Col7	62	0.05	0.03	0.11	0.13	0.13	
Col7	63	0.04	0.03	0.11	0.13	0.13	
Col7	64	0.05	0.03	0.11	0.14	0.14	
Col7	65	0.05	0.03	0.11	0.13	0.13	
Col7	66	0.06	0.00	0.00	0.06	0.06	
Col7	67	0.06	0.00	0.00	0.06	0.06	
Col7	68	0.06	0.00	0.00	0.06	0.06	
Col7	69	0.06	0.00	0.00	0.06	0.06	
Col7	70	0.01	0.00	0.00	0.01	0.01	
Col7	71	0.01	0.00	0.00	0.01	0.01	
Col7	72	0.00	0.00	0.00	0.00	0.00	
Col7	73	0.00	0.00	0.00	0.00	0.00	
Col7	74	0.01	0.00	0.00	0.01	0.01	
Col7	75	0.01	0.00	0.00	0.01	0.01	
Col7	76	0.04	0.00	0.00	0.04	0.04	
Col7	77	0.04	0.00	0.00	0.04	0.04	
Col7	78	0.05	0.00	0.00	0.05	0.05	
Col7	79	0.04	0.00	0.00	0.04	0.04	
Col7	80	0.04	0.00	0.00	0.04	0.04	
Col7	81	0.03	0.00	0.00	0.03	0.03	
Col7	82	0.05	0.00	0.00	0.05	0.05	
Col7	83	0.05	0.00	0.00	0.05	0.05	
Col7	84	0.05	0.00	0.00	0.05	0.05	
Col7	85	0.04	0.00	0.00	0.04	0.04	
Col7	86	0.04	0.00	0.00	0.04	0.04	
Col7	87	0.04	0.00	0.00	0.04	0.04	
Col7	88	0.05	0.00	0.00	0.05	0.05	
Col7	89	0.05	0.00	0.00	0.05	0.05	
Col7	90	0.05	0.00	0.00	0.05	0.05	
Col7	91	0.05	0.00	0.00	0.05	0.05	
Col7	92	0.05	0.00	0.00	0.05	0.05	
Col7	93	0.05	0.00	0.00	0.05	0.05	
Col7	94	0.05	0.00	0.00	0.05	0.05	
Col7	95	0.04	0.00	0.00	0.04	0.04	

PLS			Customer	Elbert Rentals			Job No	22-8706
			Project	Building Expansion			Date	5/3/2022
			Location	Newberg, OR 97132			Designed By	AC
			Size	117 x 90 x 14.8 x 14.1			Checked By	
Col7	96	0.05	0.00	0.00	0.05	0.05		
Col7	97	0.04	0.00	0.00	0.04	0.04		
Col7	98	0.05	0.00	0.00	0.05	0.05		
Col7	99	0.04	0.00	0.00	0.04	0.04		
-----	-----	-----	-----	-----	-----	-----	-----	
Raf1	1	0.01	0.15	0.60	0.61	0.61		
Raf1	2	0.00	0.06	0.23	0.23	0.23		
Raf1	3	0.01	0.17	0.70	0.70	0.70		
Raf1	4	0.01	0.17	0.70	0.70	0.70		
Raf1	5	0.01	0.17	0.70	0.70	0.70		
Raf1	6	0.01	0.12	0.51	0.51	0.51		
Raf1	7	0.01	0.14	0.58	0.58	0.58		
Raf1	8	0.01	0.14	0.58	0.58	0.58		
Raf1	9	0.01	0.14	0.58	0.58	0.58		
Raf1	10	0.01	0.03	0.12	0.12	0.12		
Raf1	11	0.01	0.01	0.03	0.04	0.04		
Raf1	12	0.01	0.03	0.12	0.12	0.12		
Raf1	13	0.01	0.01	0.03	0.04	0.04		
Raf1	14	0.01	0.03	0.13	0.13	0.13		
Raf1	15	0.01	0.01	0.03	0.03	0.03		
Raf1	16	0.02	0.01	0.06	0.07	0.07		
Raf1	17	0.01	0.01	0.04	0.05	0.05		
Raf1	18	0.02	0.10	0.39	0.40	0.40		
Raf1	19	0.01	0.11	0.47	0.47	0.47		
Raf1	20	0.01	0.08	0.35	0.35	0.35		
Raf1	21	0.01	0.10	0.41	0.41	0.41		
Raf1	22	0.02	0.11	0.46	0.47	0.47		
Raf1	23	0.01	0.13	0.54	0.54	0.54		
Raf1	24	0.01	0.10	0.42	0.42	0.42		
Raf1	25	0.01	0.12	0.48	0.48	0.48		
Raf1	26	0.02	0.11	0.46	0.47	0.47		
Raf1	27	0.01	0.13	0.54	0.54	0.54		
Raf1	28	0.01	0.10	0.42	0.42	0.42		
Raf1	29	0.01	0.12	0.48	0.48	0.48		
Raf1	30	0.02	0.11	0.46	0.47	0.47		
Raf1	31	0.01	0.13	0.54	0.54	0.54		
Raf1	32	0.01	0.10	0.42	0.42	0.42		
Raf1	33	0.01	0.12	0.48	0.48	0.48		
Raf1	34	0.01	0.04	0.16	0.16	0.16		
Raf1	35	0.01	0.02	0.07	0.08	0.08		
Raf1	36	0.01	0.04	0.16	0.16	0.16		
Raf1	37	0.01	0.02	0.07	0.08	0.08		
Raf1	38	0.01	0.04	0.17	0.17	0.17		
Raf1	39	0.01	0.02	0.07	0.07	0.07		
Raf1	40	0.02	0.02	0.10	0.11	0.11		
Raf1	41	0.01	0.00	0.00	0.01	0.01		
Raf1	42	0.02	0.06	0.26	0.26	0.26		
Raf1	43	0.04	0.06	0.25	0.27	0.27		
Raf1	44	0.01	0.13	0.53	0.54	0.54		
Raf1	45	0.03	0.13	0.52	0.54	0.54		
Raf1	46	0.01	0.06	0.25	0.25	0.25		
Raf1	47	0.03	0.06	0.24	0.26	0.26		
Raf1	48	0.01	0.01	0.05	0.06	0.06		
Raf1	49	0.03	0.01	0.05	0.06	0.06		

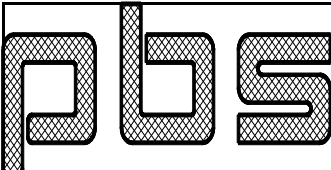
			Customer	Elbert Rentals			Job No	22-8706
			Project	Building Expansion			Date	5/3/2022
			Location	Newberg, OR 97132			Designed By	AC
			Size	117 x 90 x 14.8 x 14.1			Checked By	
Raf1	50	0.01	0.17	0.66	0.67	0.67		
Raf1	51	0.01	0.14	0.56	0.56	0.56		
Raf1	52	0.01	0.10	0.39	0.39	0.39		
Raf1	53	0.01	0.12	0.46	0.46	0.46		
Raf1	54	0.02	0.11	0.44	0.45	0.45		
Raf1	55	0.01	0.13	0.51	0.52	0.52		
Raf1	56	0.01	0.14	0.57	0.57	0.57		
Raf1	57	0.01	0.14	0.57	0.57	0.57		
Raf1	58	0.01	0.14	0.58	0.58	0.58		
Raf1	59	0.03	0.14	0.57	0.59	0.59		
Raf1	60	0.00	0.09	0.38	0.38	0.38		
Raf1	61	0.00	0.08	0.34	0.35	0.35		
Raf1	62	0.01	0.04	0.17	0.18	0.18		
Raf1	63	0.01	0.06	0.25	0.25	0.25		
Raf1	64	0.02	0.05	0.23	0.23	0.23		
Raf1	65	0.01	0.07	0.30	0.31	0.31		
Raf1	66	0.00	0.09	0.36	0.36	0.36		
Raf1	67	0.00	0.09	0.36	0.36	0.36		
Raf1	68	0.01	0.09	0.36	0.37	0.37		
Raf1	69	0.03	0.08	0.36	0.37	0.37		
Raf1	70	0.01	0.04	0.17	0.17	0.17		
Raf1	71	0.01	0.02	0.07	0.07	0.07		
Raf1	72	0.02	0.02	0.10	0.11	0.11		
Raf1	73	0.01	0.00	0.00	0.01	0.01		
Raf1	74	0.01	0.04	0.16	0.16	0.16		
Raf1	75	0.01	0.02	0.07	0.08	0.08		
Raf1	76	0.01	0.08	0.34	0.34	0.34		
Raf1	77	0.01	0.10	0.41	0.42	0.42		
Raf1	78	0.02	0.10	0.39	0.40	0.40		
Raf1	79	0.01	0.11	0.47	0.47	0.47		
Raf1	80	0.01	0.08	0.35	0.35	0.35		
Raf1	81	0.01	0.10	0.41	0.41	0.41		
Raf1	82	0.01	0.10	0.41	0.41	0.41		
Raf1	83	0.01	0.10	0.41	0.41	0.41		
Raf1	84	0.01	0.10	0.41	0.41	0.41		
Raf1	85	0.01	0.12	0.48	0.49	0.49		
Raf1	86	0.01	0.12	0.48	0.49	0.49		
Raf1	87	0.01	0.12	0.48	0.49	0.49		
Raf1	88	0.02	0.11	0.46	0.47	0.47		
Raf1	89	0.02	0.11	0.46	0.47	0.47		
Raf1	90	0.02	0.11	0.46	0.47	0.47		
Raf1	91	0.01	0.13	0.54	0.54	0.54		
Raf1	92	0.01	0.13	0.54	0.54	0.54		
Raf1	93	0.01	0.13	0.54	0.54	0.54		
Raf1	94	0.01	0.10	0.42	0.42	0.42		
Raf1	95	0.01	0.12	0.48	0.48	0.48		
Raf1	96	0.01	0.10	0.42	0.42	0.42		
Raf1	97	0.01	0.12	0.48	0.48	0.48		
Raf1	98	0.01	0.10	0.42	0.42	0.42		
Raf1	99	0.01	0.12	0.48	0.48	0.48		
Raf2	1	0.01	0.13	0.54	0.54	0.54		
Raf2	2	0.00	0.05	0.20	0.21	0.21		
Raf2	3	0.01	0.15	0.62	0.62	0.62		
Raf2	4	0.01	0.15	0.62	0.62	0.62		

	Customer	Elbert Rentals				Job No	22-8706
	Project	Building Expansion				Date	5/3/2022
	Location	Newberg, OR 97132				Designed By	AC
	Size	117 x 90 x 14.8 x 14.1				Checked By	
Raf2	5	0.01	0.15	0.62	0.62	0.62	
Raf2	6	0.01	0.11	0.45	0.46	0.46	
Raf2	7	0.01	0.13	0.51	0.52	0.52	
Raf2	8	0.01	0.13	0.51	0.52	0.52	
Raf2	9	0.01	0.13	0.51	0.52	0.52	
Raf2	10	0.01	0.03	0.11	0.11	0.11	
Raf2	11	0.01	0.01	0.04	0.05	0.05	
Raf2	12	0.01	0.03	0.11	0.11	0.11	
Raf2	13	0.01	0.01	0.04	0.05	0.05	
Raf2	14	0.01	0.03	0.09	0.09	0.09	
Raf2	15	0.01	0.01	0.03	0.03	0.03	
Raf2	16	0.02	0.01	0.04	0.05	0.05	
Raf2	17	0.01	0.01	0.03	0.04	0.04	
Raf2	18	0.02	0.10	0.39	0.39	0.39	
Raf2	19	0.01	0.10	0.41	0.42	0.42	
Raf2	20	0.01	0.08	0.31	0.31	0.31	
Raf2	21	0.01	0.09	0.38	0.38	0.38	
Raf2	22	0.02	0.12	0.45	0.45	0.45	
Raf2	23	0.01	0.12	0.47	0.48	0.48	
Raf2	24	0.01	0.09	0.37	0.37	0.37	
Raf2	25	0.01	0.11	0.44	0.44	0.44	
Raf2	26	0.02	0.12	0.45	0.45	0.45	
Raf2	27	0.01	0.12	0.47	0.48	0.48	
Raf2	28	0.01	0.09	0.37	0.37	0.37	
Raf2	29	0.01	0.11	0.44	0.44	0.44	
Raf2	30	0.02	0.12	0.45	0.45	0.45	
Raf2	31	0.01	0.12	0.47	0.48	0.48	
Raf2	32	0.01	0.09	0.37	0.37	0.37	
Raf2	33	0.01	0.11	0.44	0.44	0.44	
Raf2	34	0.01	0.04	0.14	0.15	0.15	
Raf2	35	0.01	0.01	0.05	0.06	0.06	
Raf2	36	0.01	0.04	0.14	0.15	0.15	
Raf2	37	0.01	0.01	0.05	0.06	0.06	
Raf2	38	0.01	0.03	0.12	0.12	0.12	
Raf2	39	0.01	0.01	0.06	0.06	0.06	
Raf2	40	0.02	0.02	0.07	0.08	0.08	
Raf2	41	0.01	0.00	0.01	0.01	0.01	
Raf2	42	0.02	0.06	0.23	0.24	0.24	
Raf2	43	0.04	0.05	0.22	0.23	0.23	
Raf2	44	0.01	0.12	0.47	0.48	0.48	
Raf2	45	0.03	0.11	0.46	0.47	0.47	
Raf2	46	0.02	0.06	0.22	0.23	0.23	
Raf2	47	0.03	0.05	0.21	0.22	0.22	
Raf2	48	0.03	0.01	0.05	0.06	0.06	
Raf2	49	0.03	0.01	0.04	0.05	0.05	
Raf2	50	0.01	0.19	0.74	0.74	0.74	
Raf2	51	0.01	0.16	0.61	0.61	0.61	
Raf2	52	0.01	0.14	0.49	0.49	0.49	
Raf2	53	0.01	0.14	0.52	0.52	0.52	
Raf2	54	0.02	0.15	0.54	0.54	0.54	
Raf2	55	0.01	0.15	0.57	0.57	0.57	
Raf2	56	0.01	0.16	0.62	0.62	0.62	
Raf2	57	0.01	0.16	0.62	0.62	0.62	
Raf2	58	0.01	0.16	0.63	0.63	0.63	

			Customer	Elbert Rentals			Job No	22-8706
			Project	Building Expansion			Date	5/3/2022
			Location	Newberg, OR 97132			Designed By	AC
			Size	117 x 90 x 14.8 x 14.1			Checked By	
Raf2	59	0.03	0.16	0.61	0.63	0.63		
Raf2	60	0.00	0.08	0.28	0.28	0.28		
Raf2	61	0.00	0.07	0.26	0.26	0.26		
Raf2	62	0.01	0.05	0.15	0.15	0.15		
Raf2	63	0.01	0.05	0.18	0.18	0.18		
Raf2	64	0.01	0.06	0.20	0.20	0.20		
Raf2	65	0.01	0.06	0.22	0.23	0.23		
Raf2	66	0.00	0.07	0.28	0.28	0.28		
Raf2	67	0.00	0.07	0.28	0.28	0.28		
Raf2	68	0.02	0.08	0.28	0.29	0.29		
Raf2	69	0.03	0.07	0.27	0.28	0.28		
Raf2	70	0.01	0.03	0.12	0.12	0.12		
Raf2	71	0.01	0.01	0.06	0.06	0.06		
Raf2	72	0.02	0.02	0.07	0.08	0.08		
Raf2	73	0.01	0.00	0.01	0.01	0.01		
Raf2	74	0.01	0.04	0.14	0.15	0.15		
Raf2	75	0.01	0.01	0.05	0.06	0.06		
Raf2	76	0.01	0.09	0.34	0.34	0.34		
Raf2	77	0.01	0.09	0.37	0.37	0.37		
Raf2	78	0.02	0.10	0.39	0.39	0.39		
Raf2	79	0.01	0.10	0.41	0.42	0.42		
Raf2	80	0.01	0.08	0.31	0.31	0.31		
Raf2	81	0.01	0.09	0.38	0.38	0.38		
Raf2	82	0.01	0.11	0.40	0.40	0.40		
Raf2	83	0.01	0.11	0.40	0.40	0.40		
Raf2	84	0.01	0.11	0.40	0.40	0.40		
Raf2	85	0.01	0.11	0.43	0.43	0.43		
Raf2	86	0.01	0.11	0.43	0.43	0.43		
Raf2	87	0.01	0.11	0.43	0.43	0.43		
Raf2	88	0.02	0.12	0.45	0.45	0.45		
Raf2	89	0.02	0.12	0.45	0.45	0.45		
Raf2	90	0.02	0.12	0.45	0.45	0.45		
Raf2	91	0.01	0.12	0.47	0.48	0.48		
Raf2	92	0.01	0.12	0.47	0.48	0.48		
Raf2	93	0.01	0.12	0.47	0.48	0.48		
Raf2	94	0.01	0.09	0.37	0.37	0.37		
Raf2	95	0.01	0.11	0.44	0.44	0.44		
Raf2	96	0.01	0.09	0.37	0.37	0.37		
Raf2	97	0.01	0.11	0.44	0.44	0.44		
Raf2	98	0.01	0.09	0.37	0.37	0.37		
Raf2	99	0.01	0.11	0.44	0.44	0.44		
Raf3	1	0.01	0.14	0.56	0.56	0.56		
Raf3	2	0.00	0.05	0.21	0.21	0.21		
Raf3	3	0.01	0.16	0.65	0.65	0.65		
Raf3	4	0.01	0.16	0.65	0.65	0.65		
Raf3	5	0.01	0.16	0.65	0.65	0.65		
Raf3	6	0.01	0.11	0.47	0.48	0.48		
Raf3	7	0.01	0.13	0.54	0.54	0.54		
Raf3	8	0.01	0.13	0.54	0.54	0.54		
Raf3	9	0.01	0.13	0.54	0.54	0.54		
Raf3	10	0.01	0.01	0.05	0.06	0.06		
Raf3	11	0.01	0.03	0.08	0.09	0.09		
Raf3	12	0.01	0.01	0.05	0.06	0.06		
Raf3	13	0.01	0.03	0.08	0.09	0.09		

	Customer	Elbert Rentals				Job No	22-8706
	Project	Building Expansion				Date	5/3/2022
	Location	Newberg, OR 97132				Designed By	AC
	Size	117 x 90 x 14.8 x 14.1				Checked By	
Raf3	14	0.01	0.01	0.02	0.02	0.02	
Raf3	15	0.01	0.01	0.05	0.05	0.05	
Raf3	16	0.00	0.01	0.05	0.05	0.05	
Raf3	17	0.01	0.01	0.05	0.05	0.05	
Raf3	18	0.01	0.11	0.44	0.44	0.44	
Raf3	19	0.01	0.11	0.44	0.44	0.44	
Raf3	20	0.01	0.09	0.37	0.37	0.37	
Raf3	21	0.01	0.09	0.36	0.36	0.36	
Raf3	22	0.01	0.12	0.51	0.51	0.51	
Raf3	23	0.01	0.12	0.50	0.51	0.51	
Raf3	24	0.01	0.11	0.43	0.43	0.43	
Raf3	25	0.01	0.11	0.42	0.42	0.42	
Raf3	26	0.01	0.12	0.51	0.51	0.51	
Raf3	27	0.01	0.12	0.50	0.51	0.51	
Raf3	28	0.01	0.11	0.43	0.43	0.43	
Raf3	29	0.01	0.11	0.42	0.42	0.42	
Raf3	30	0.01	0.12	0.51	0.51	0.51	
Raf3	31	0.01	0.12	0.50	0.51	0.51	
Raf3	32	0.01	0.11	0.43	0.43	0.43	
Raf3	33	0.01	0.11	0.42	0.42	0.42	
Raf3	34	0.01	0.02	0.09	0.09	0.09	
Raf3	35	0.01	0.03	0.11	0.11	0.11	
Raf3	36	0.01	0.02	0.09	0.09	0.09	
Raf3	37	0.01	0.03	0.11	0.11	0.11	
Raf3	38	0.01	0.01	0.05	0.05	0.05	
Raf3	39	0.01	0.02	0.07	0.08	0.08	
Raf3	40	0.00	0.00	0.01	0.01	0.01	
Raf3	41	0.01	0.00	0.03	0.03	0.03	
Raf3	42	0.01	0.06	0.24	0.24	0.24	
Raf3	43	0.01	0.06	0.23	0.24	0.24	
Raf3	44	0.01	0.12	0.49	0.49	0.49	
Raf3	45	0.01	0.12	0.49	0.49	0.49	
Raf3	46	0.01	0.06	0.23	0.23	0.23	
Raf3	47	0.01	0.06	0.23	0.23	0.23	
Raf3	48	0.01	0.01	0.05	0.05	0.05	
Raf3	49	0.01	0.01	0.04	0.05	0.05	
Raf3	50	0.01	0.15	0.55	0.56	0.56	
Raf3	51	0.01	0.12	0.47	0.47	0.47	
Raf3	52	0.01	0.11	0.39	0.39	0.39	
Raf3	53	0.01	0.10	0.39	0.39	0.39	
Raf3	54	0.01	0.12	0.44	0.44	0.44	
Raf3	55	0.01	0.11	0.43	0.44	0.44	
Raf3	56	0.01	0.13	0.48	0.49	0.49	
Raf3	57	0.01	0.13	0.48	0.49	0.49	
Raf3	58	0.01	0.13	0.49	0.49	0.49	
Raf3	59	0.01	0.13	0.48	0.49	0.49	
Raf3	60	0.01	0.18	0.60	0.60	0.60	
Raf3	61	0.01	0.15	0.50	0.50	0.50	
Raf3	62	0.01	0.13	0.43	0.43	0.43	
Raf3	63	0.01	0.13	0.42	0.42	0.42	
Raf3	64	0.01	0.14	0.47	0.47	0.47	
Raf3	65	0.01	0.14	0.47	0.47	0.47	
Raf3	66	0.01	0.15	0.52	0.52	0.52	
Raf3	67	0.01	0.15	0.52	0.52	0.52	

PLS	Customer	Elbert Rentals				Job No	22-8706
	Project	Building Expansion				Date	5/3/2022
	Location	Newberg, OR 97132				Designed By	AC
	Size	117 x 90 x 14.8 x 14.1				Checked By	
Raf3	68	0.01	0.15	0.52	0.52	0.52	
Raf3	69	0.01	0.15	0.51	0.52	0.52	
Raf3	70	0.01	0.01	0.05	0.05	0.05	
Raf3	71	0.01	0.02	0.07	0.08	0.08	
Raf3	72	0.00	0.00	0.01	0.01	0.01	
Raf3	73	0.01	0.00	0.03	0.03	0.03	
Raf3	74	0.01	0.02	0.09	0.09	0.09	
Raf3	75	0.01	0.03	0.11	0.11	0.11	
Raf3	76	0.01	0.10	0.40	0.40	0.40	
Raf3	77	0.01	0.10	0.39	0.40	0.40	
Raf3	78	0.01	0.11	0.44	0.44	0.44	
Raf3	79	0.01	0.11	0.44	0.44	0.44	
Raf3	80	0.01	0.09	0.37	0.37	0.37	
Raf3	81	0.01	0.09	0.36	0.36	0.36	
Raf3	82	0.01	0.11	0.46	0.46	0.46	
Raf3	83	0.01	0.11	0.46	0.46	0.46	
Raf3	84	0.01	0.11	0.46	0.46	0.46	
Raf3	85	0.01	0.11	0.46	0.46	0.46	
Raf3	86	0.01	0.11	0.46	0.46	0.46	
Raf3	87	0.01	0.11	0.46	0.46	0.46	
Raf3	88	0.01	0.12	0.51	0.51	0.51	
Raf3	89	0.01	0.12	0.51	0.51	0.51	
Raf3	90	0.01	0.12	0.51	0.51	0.51	
Raf3	91	0.01	0.12	0.50	0.51	0.51	
Raf3	92	0.01	0.12	0.50	0.51	0.51	
Raf3	93	0.01	0.12	0.50	0.51	0.51	
Raf3	94	0.01	0.11	0.43	0.43	0.43	
Raf3	95	0.01	0.11	0.42	0.42	0.42	
Raf3	96	0.01	0.11	0.43	0.43	0.43	
Raf3	97	0.01	0.11	0.42	0.42	0.42	
Raf3	98	0.01	0.11	0.43	0.43	0.43	
Raf3	99	0.01	0.11	0.42	0.42	0.42	
Raf4	1	0.01	0.15	0.60	0.61	0.61	
Raf4	2	0.00	0.06	0.23	0.23	0.23	
Raf4	3	0.01	0.17	0.70	0.70	0.70	
Raf4	4	0.01	0.17	0.70	0.70	0.70	
Raf4	5	0.01	0.17	0.70	0.70	0.70	
Raf4	6	0.01	0.12	0.51	0.51	0.51	
Raf4	7	0.01	0.14	0.58	0.58	0.58	
Raf4	8	0.01	0.14	0.58	0.58	0.58	
Raf4	9	0.01	0.14	0.58	0.58	0.58	
Raf4	10	0.01	0.01	0.03	0.03	0.03	
Raf4	11	0.01	0.03	0.12	0.12	0.12	
Raf4	12	0.01	0.01	0.03	0.03	0.03	
Raf4	13	0.01	0.03	0.12	0.12	0.12	
Raf4	14	0.01	0.01	0.03	0.03	0.03	
Raf4	15	0.01	0.03	0.13	0.13	0.13	
Raf4	16	0.00	0.01	0.04	0.04	0.04	
Raf4	17	0.02	0.01	0.06	0.06	0.06	
Raf4	18	0.01	0.11	0.47	0.47	0.47	
Raf4	19	0.02	0.10	0.39	0.40	0.40	
Raf4	20	0.01	0.10	0.41	0.42	0.42	
Raf4	21	0.01	0.08	0.35	0.35	0.35	
Raf4	22	0.01	0.13	0.54	0.54	0.54	

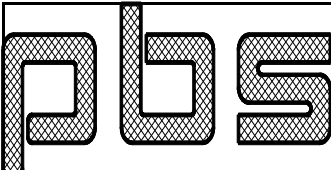
			Customer	Elbert Rentals			Job No	22-8706
			Project	Building Expansion			Date	5/3/2022
			Location	Newberg, OR 97132			Designed By	AC
			Size	117 x 90 x 14.8 x 14.1			Checked By	
Raf4	23	0.02	0.12	0.46	0.47	0.47		
Raf4	24	0.01	0.12	0.48	0.48	0.48		
Raf4	25	0.01	0.10	0.42	0.42	0.42		
Raf4	26	0.01	0.13	0.54	0.54	0.54		
Raf4	27	0.02	0.12	0.46	0.47	0.47		
Raf4	28	0.01	0.12	0.48	0.48	0.48		
Raf4	29	0.01	0.10	0.42	0.42	0.42		
Raf4	30	0.01	0.13	0.54	0.54	0.54		
Raf4	31	0.02	0.12	0.46	0.47	0.47		
Raf4	32	0.01	0.12	0.48	0.48	0.48		
Raf4	33	0.01	0.10	0.42	0.42	0.42		
Raf4	34	0.01	0.02	0.07	0.07	0.07		
Raf4	35	0.01	0.04	0.15	0.16	0.16		
Raf4	36	0.01	0.02	0.07	0.07	0.07		
Raf4	37	0.01	0.04	0.15	0.16	0.16		
Raf4	38	0.01	0.02	0.07	0.07	0.07		
Raf4	39	0.01	0.04	0.17	0.17	0.17		
Raf4	40	0.00	0.00	0.00	0.01	0.01		
Raf4	41	0.02	0.02	0.10	0.10	0.10		
Raf4	42	0.02	0.06	0.25	0.26	0.26		
Raf4	43	0.02	0.06	0.26	0.26	0.26		
Raf4	44	0.02	0.13	0.52	0.53	0.53		
Raf4	45	0.01	0.13	0.53	0.54	0.54		
Raf4	46	0.02	0.06	0.24	0.25	0.25		
Raf4	47	0.02	0.06	0.25	0.26	0.26		
Raf4	48	0.02	0.01	0.04	0.06	0.06		
Raf4	49	0.03	0.01	0.05	0.06	0.06		
Raf4	50	0.01	0.09	0.38	0.39	0.39		
Raf4	51	0.01	0.08	0.35	0.35	0.35		
Raf4	52	0.01	0.06	0.25	0.25	0.25		
Raf4	53	0.01	0.04	0.18	0.18	0.18		
Raf4	54	0.01	0.07	0.30	0.31	0.31		
Raf4	55	0.02	0.05	0.23	0.24	0.24		
Raf4	56	0.01	0.09	0.36	0.36	0.36		
Raf4	57	0.01	0.09	0.36	0.36	0.36		
Raf4	58	0.02	0.08	0.36	0.37	0.37		
Raf4	59	0.02	0.09	0.37	0.37	0.37		
Raf4	60	0.01	0.17	0.70	0.71	0.71		
Raf4	61	0.01	0.14	0.58	0.58	0.58		
Raf4	62	0.01	0.12	0.49	0.49	0.49		
Raf4	63	0.01	0.12	0.47	0.47	0.47		
Raf4	64	0.01	0.13	0.54	0.54	0.54		
Raf4	65	0.02	0.13	0.52	0.52	0.52		
Raf4	66	0.01	0.15	0.59	0.59	0.59		
Raf4	67	0.01	0.15	0.59	0.59	0.59		
Raf4	68	0.02	0.14	0.59	0.59	0.59		
Raf4	69	0.02	0.15	0.60	0.60	0.60		
Raf4	70	0.01	0.02	0.07	0.07	0.07		
Raf4	71	0.01	0.04	0.17	0.17	0.17		
Raf4	72	0.00	0.00	0.00	0.01	0.01		
Raf4	73	0.02	0.02	0.10	0.10	0.10		
Raf4	74	0.01	0.02	0.07	0.07	0.07		
Raf4	75	0.01	0.04	0.15	0.16	0.16		
Raf4	76	0.01	0.10	0.42	0.42	0.42		

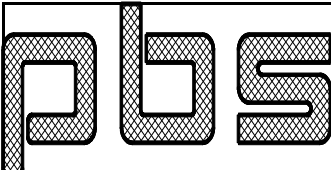
PLS	Customer	Elbert Rentals	Job No	22-8706
	Project	Building Expansion	Date	5/3/2022
	Location	Newberg, OR 97132	Designed By	AC
	Size	117 x 90 x 14.8 x 14.1	Checked By	

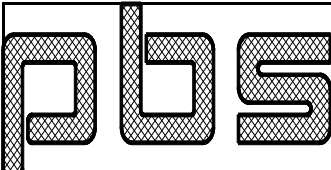
Raf4	77	0.01	0.09	0.34	0.35	0.35
Raf4	78	0.01	0.11	0.47	0.47	0.47
Raf4	79	0.02	0.10	0.39	0.40	0.40
Raf4	80	0.01	0.10	0.41	0.42	0.42
Raf4	81	0.01	0.08	0.35	0.35	0.35
Raf4	82	0.01	0.12	0.49	0.49	0.49
Raf4	83	0.01	0.12	0.49	0.49	0.49
Raf4	84	0.01	0.12	0.49	0.49	0.49
Raf4	85	0.01	0.10	0.41	0.42	0.42
Raf4	86	0.01	0.10	0.41	0.42	0.42
Raf4	87	0.01	0.10	0.41	0.42	0.42
Raf4	88	0.01	0.13	0.54	0.54	0.54
Raf4	89	0.01	0.13	0.54	0.54	0.54
Raf4	90	0.01	0.13	0.54	0.54	0.54
Raf4	91	0.02	0.12	0.46	0.47	0.47
Raf4	92	0.02	0.12	0.46	0.47	0.47
Raf4	93	0.02	0.12	0.46	0.47	0.47
Raf4	94	0.01	0.12	0.48	0.48	0.48
Raf4	95	0.01	0.10	0.42	0.42	0.42
Raf4	96	0.01	0.12	0.48	0.48	0.48
Raf4	97	0.01	0.10	0.42	0.42	0.42
Raf4	98	0.01	0.12	0.48	0.48	0.48
Raf4	99	0.01	0.10	0.42	0.42	0.42

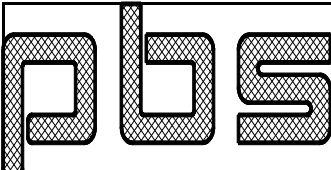
COLUMN REACTIONS:

Id	Load		In_Plane Horz (k)	--Out_Plane_Horz--	
	Id	Vert (k)		Base (k)	Roof (k)
Col1	1	3.88	0.00	0.00	0.00
Col1	2	1.56	0.00	0.00	0.00
Col1	3	4.46	0.00	0.00	0.00
Col1	4	4.46	0.00	0.00	0.00
Col1	5	4.46	0.00	0.00	0.00
Col1	6	3.30	0.00	0.00	0.00
Col1	7	3.73	0.00	0.00	0.00
Col1	8	3.73	0.00	0.00	0.00
Col1	9	3.73	0.00	0.00	0.00
Col1	10	-0.67	0.00	-0.95	-0.95
Col1	11	-0.10	0.00	-0.95	-0.95
Col1	12	-0.67	0.00	1.01	1.01
Col1	13	-0.10	0.00	1.01	1.01
Col1	14	-0.53	0.00	1.01	1.01
Col1	15	-0.14	0.00	1.01	1.01
Col1	16	-0.03	0.00	1.01	1.01
Col1	17	0.36	0.00	1.01	1.01
Col1	18	2.72	0.00	0.76	0.76
Col1	19	3.01	0.00	0.76	0.76
Col1	20	2.24	0.00	0.76	0.76
Col1	21	2.67	0.00	0.76	0.76
Col1	22	3.15	0.00	0.76	0.76
Col1	23	3.44	0.00	0.76	0.76
Col1	24	2.68	0.00	0.76	0.76

		Customer	Elbert Rentals			Job No	22-8706
		Project	Building Expansion			Date	5/3/2022
		Location	Newberg, OR 97132			Designed By	AC
		Size	117 x 90 x 14.8 x 14.1			Checked By	
Col1	25	3.10	0.00	0.76	0.76		
Col1	26	3.15	0.00	0.76	0.76		
Col1	27	3.44	0.00	0.76	0.76		
Col1	28	2.68	0.00	0.76	0.76		
Col1	29	3.10	0.00	0.76	0.76		
Col1	30	3.15	0.00	0.76	0.76		
Col1	31	3.44	0.00	0.76	0.76		
Col1	32	2.68	0.00	0.76	0.76		
Col1	33	3.10	0.00	0.76	0.76		
Col1	34	-0.96	0.00	-0.95	-0.95		
Col1	35	-0.40	0.00	-0.95	-0.95		
Col1	36	-0.96	0.00	1.01	1.01		
Col1	37	-0.40	0.00	1.01	1.01		
Col1	38	-0.82	0.00	1.01	1.01		
Col1	39	-0.44	0.00	1.01	1.01		
Col1	40	-0.33	0.00	1.01	1.01		
Col1	41	0.06	0.00	1.01	1.01		
Col1	42	1.75	0.00	0.00	0.00		
Col1	43	1.68	0.00	0.00	0.00		
Col1	44	3.43	0.00	0.00	0.00		
Col1	45	3.38	0.00	0.00	0.00		
Col1	46	1.69	0.00	0.00	0.00		
Col1	47	1.64	0.00	0.00	0.00		
Col1	48	0.41	0.00	0.00	0.00		
Col1	49	0.34	0.00	0.00	0.00		
Col1	50	4.51	0.00	0.00	0.00		
Col1	51	3.77	0.00	0.00	0.00		
Col1	52	2.82	0.00	0.76	0.76		
Col1	53	3.11	0.00	0.76	0.76		
Col1	54	3.19	0.00	0.76	0.76		
Col1	55	3.48	0.00	0.76	0.76		
Col1	56	3.88	0.00	0.00	0.00		
Col1	57	3.88	0.00	0.00	0.00		
Col1	58	3.91	0.00	0.00	0.00		
Col1	59	3.86	0.00	0.00	0.00		
Col1	60	2.41	0.00	0.00	0.00		
Col1	61	2.20	0.00	0.00	0.00		
Col1	62	1.24	0.00	0.76	0.76		
Col1	63	1.53	0.00	0.76	0.76		
Col1	64	1.61	0.00	0.76	0.76		
Col1	65	1.91	0.00	0.76	0.76		
Col1	66	2.31	0.00	0.00	0.00		
Col1	67	2.31	0.00	0.00	0.00		
Col1	68	2.33	0.00	0.00	0.00		
Col1	69	2.28	0.00	0.00	0.00		
Col1	70	-0.82	0.00	0.00	0.00		
Col1	71	-0.44	0.00	0.00	0.00		
Col1	72	-0.33	0.00	0.00	0.00		
Col1	73	0.06	0.00	0.00	0.00		
Col1	74	-0.96	0.00	0.00	0.00		
Col1	75	-0.40	0.00	0.00	0.00		
Col1	76	2.35	0.00	0.00	0.00		
Col1	77	2.63	0.00	0.00	0.00		
Col1	78	2.72	0.00	0.00	0.00		

		Customer	Elbert Rentals			Job No	22-8706
		Project	Building Expansion			Date	5/3/2022
		Location	Newberg, OR 97132			Designed By	AC
		Size	117 x 90 x 14.8 x 14.1			Checked By	
Col1	79	3.01	0.00	0.00	0.00		
Col1	80	2.24	0.00	0.00	0.00		
Col1	81	2.67	0.00	0.00	0.00		
Col1	82	2.78	0.00	0.00	0.00		
Col1	83	2.78	0.00	0.00	0.00		
Col1	84	2.78	0.00	0.00	0.00		
Col1	85	3.07	0.00	0.00	0.00		
Col1	86	3.07	0.00	0.00	0.00		
Col1	87	3.07	0.00	0.00	0.00		
Col1	88	3.15	0.00	0.00	0.00		
Col1	89	3.15	0.00	0.00	0.00		
Col1	90	3.15	0.00	0.00	0.00		
Col1	91	3.44	0.00	0.00	0.00		
Col1	92	3.44	0.00	0.00	0.00		
Col1	93	3.44	0.00	0.00	0.00		
Col1	94	2.68	0.00	0.00	0.00		
Col1	95	3.10	0.00	0.00	0.00		
Col1	96	2.68	0.00	0.00	0.00		
Col1	97	3.10	0.00	0.00	0.00		
Col1	98	2.68	0.00	0.00	0.00		
Col1	99	3.10	0.00	0.00	0.00		
Col2	1	10.76	0.00	0.00	0.00		
Col2	2	4.19	0.00	0.00	0.00		
Col2	3	12.40	0.00	0.00	0.00		
Col2	4	12.40	0.00	0.00	0.00		
Col2	5	12.40	0.00	0.00	0.00		
Col2	6	9.12	0.00	0.00	0.00		
Col2	7	10.35	0.00	0.00	0.00		
Col2	8	10.35	0.00	0.00	0.00		
Col2	9	10.35	0.00	0.00	0.00		
Col2	10	-1.77	0.00	-1.33	-1.33		
Col2	11	-0.55	0.21	-1.33	-1.33		
Col2	12	-1.77	0.00	1.38	1.38		
Col2	13	-0.55	0.21	1.38	1.38		
Col2	14	-2.66	0.78	1.38	1.38		
Col2	15	0.40	0.00	1.38	1.38		
Col2	16	-1.42	0.77	1.38	1.38		
Col2	17	1.63	0.00	1.38	1.38		
Col2	18	6.64	0.58	1.04	1.04		
Col2	19	8.93	0.00	1.04	1.04		
Col2	20	6.38	0.00	1.04	1.04		
Col2	21	7.29	0.16	1.04	1.04		
Col2	22	7.87	0.58	1.04	1.04		
Col2	23	10.16	0.00	1.04	1.04		
Col2	24	7.61	0.00	1.04	1.04		
Col2	25	8.52	0.16	1.04	1.04		
Col2	26	7.87	0.58	1.04	1.04		
Col2	27	10.16	0.00	1.04	1.04		
Col2	28	7.61	0.00	1.04	1.04		
Col2	29	8.52	0.16	1.04	1.04		
Col2	30	7.87	0.58	1.04	1.04		
Col2	31	10.16	0.00	1.04	1.04		
Col2	32	7.61	0.00	1.04	1.04		
Col2	33	8.52	0.16	1.04	1.04		

			Customer	Elbert Rentals		Job No	22-8706
			Project	Building Expansion		Date	5/3/2022
			Location	Newberg, OR 97132		Designed By	AC
			Size	117 x 90 x 14.8 x 14.1		Checked By	
Col2	34	-2.53	0.00	-1.33	-1.33		
Col2	35	-1.31	0.21	-1.33	-1.33		
Col2	36	-2.53	0.00	1.38	1.38		
Col2	37	-1.31	0.21	1.38	1.38		
Col2	38	-3.42	0.78	1.38	1.38		
Col2	39	-0.36	0.00	1.38	1.38		
Col2	40	-2.17	0.77	1.38	1.38		
Col2	41	0.88	0.00	1.38	1.38		
Col2	42	2.30	2.91	0.00	0.00		
Col2	43	7.21	0.00	0.00	0.00		
Col2	44	7.66	2.20	0.00	0.00		
Col2	45	11.38	0.00	0.00	0.00		
Col2	46	2.73	2.20	0.00	0.00		
Col2	47	6.45	0.00	0.00	0.00		
Col2	48	-1.37	2.91	0.00	0.00		
Col2	49	3.54	0.00	0.00	0.00		
Col2	50	12.11	0.00	0.00	0.00		
Col2	51	10.13	0.00	0.00	0.00		
Col2	52	6.72	0.59	1.04	1.04		
Col2	53	9.03	0.00	1.04	1.04		
Col2	54	7.66	0.58	1.04	1.04		
Col2	55	9.96	0.00	1.04	1.04		
Col2	56	10.43	0.00	0.00	0.00		
Col2	57	10.43	0.00	0.00	0.00		
Col2	58	8.71	2.16	0.00	0.00		
Col2	59	12.37	0.00	0.00	0.00		
Col2	60	6.76	0.00	0.00	0.00		
Col2	61	6.12	0.00	0.00	0.00		
Col2	62	2.70	0.58	1.04	1.04		
Col2	63	5.00	0.00	1.04	1.04		
Col2	64	3.64	0.58	1.04	1.04		
Col2	65	5.93	0.00	1.04	1.04		
Col2	66	6.41	0.00	0.00	0.00		
Col2	67	6.41	0.00	0.00	0.00		
Col2	68	4.69	2.16	0.00	0.00		
Col2	69	8.34	0.00	0.00	0.00		
Col2	70	-3.42	0.78	0.00	0.00		
Col2	71	-0.36	0.00	0.00	0.00		
Col2	72	-2.17	0.77	0.00	0.00		
Col2	73	0.88	0.00	0.00	0.00		
Col2	74	-2.53	0.00	0.00	0.00		
Col2	75	-1.31	0.21	0.00	0.00		
Col2	76	5.70	0.58	0.00	0.00		
Col2	77	8.00	0.00	0.00	0.00		
Col2	78	6.64	0.58	0.00	0.00		
Col2	79	8.93	0.00	0.00	0.00		
Col2	80	6.38	0.00	0.00	0.00		
Col2	81	7.29	0.16	0.00	0.00		
Col2	82	6.94	0.58	0.00	0.00		
Col2	83	6.94	0.58	0.00	0.00		
Col2	84	6.94	0.58	0.00	0.00		
Col2	85	9.24	0.00	0.00	0.00		
Col2	86	9.24	0.00	0.00	0.00		
Col2	87	9.24	0.00	0.00	0.00		

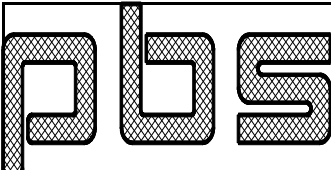
		Customer	Elbert Rentals			Job No	22-8706
		Project	Building Expansion			Date	5/3/2022
		Location	Newberg, OR 97132			Designed By	AC
		Size	117 x 90 x 14.8 x 14.1			Checked By	
Col2	88	7.87	0.58	0.00	0.00		
Col2	89	7.87	0.58	0.00	0.00		
Col2	90	7.87	0.58	0.00	0.00		
Col2	91	10.16	0.00	0.00	0.00		
Col2	92	10.16	0.00	0.00	0.00		
Col2	93	10.16	0.00	0.00	0.00		
Col2	94	7.61	0.00	0.00	0.00		
Col2	95	8.52	0.16	0.00	0.00		
Col2	96	7.61	0.00	0.00	0.00		
Col2	97	8.52	0.16	0.00	0.00		
Col2	98	7.61	0.00	0.00	0.00		
Col2	99	8.52	0.16	0.00	0.00		
Col3	1	10.06	0.00	0.00	0.00		
Col3	2	3.94	0.00	0.00	0.00		
Col3	3	11.60	0.00	0.00	0.00		
Col3	4	11.60	0.00	0.00	0.00		
Col3	5	11.60	0.00	0.00	0.00		
Col3	6	8.53	0.00	0.00	0.00		
Col3	7	9.68	0.00	0.00	0.00		
Col3	8	9.68	0.00	0.00	0.00		
Col3	9	9.68	0.00	0.00	0.00		
Col3	10	-1.93	0.15	-1.56	-1.56		
Col3	11	-0.02	0.00	-1.56	-1.56		
Col3	12	-1.93	0.15	1.63	1.63		
Col3	13	-0.02	0.00	1.63	1.63		
Col3	14	-0.31	0.00	1.63	1.63		
Col3	15	-0.96	0.81	1.63	1.63		
Col3	16	0.81	0.00	1.63	1.63		
Col3	17	0.16	0.80	1.63	1.63		
Col3	18	7.80	0.00	1.22	1.22		
Col3	19	7.32	0.60	1.22	1.22		
Col3	20	5.74	0.11	1.22	1.22		
Col3	21	7.19	0.00	1.22	1.22		
Col3	22	8.95	0.00	1.22	1.22		
Col3	23	8.47	0.60	1.22	1.22		
Col3	24	6.89	0.11	1.22	1.22		
Col3	25	8.34	0.00	1.22	1.22		
Col3	26	8.95	0.00	1.22	1.22		
Col3	27	8.47	0.60	1.22	1.22		
Col3	28	6.89	0.11	1.22	1.22		
Col3	29	8.34	0.00	1.22	1.22		
Col3	30	8.95	0.00	1.22	1.22		
Col3	31	8.47	0.60	1.22	1.22		
Col3	32	6.89	0.11	1.22	1.22		
Col3	33	8.34	0.00	1.22	1.22		
Col3	34	-2.65	0.15	-1.56	-1.56		
Col3	35	-0.73	0.00	-1.56	-1.56		
Col3	36	-2.65	0.15	1.63	1.63		
Col3	37	-0.73	0.00	1.63	1.63		
Col3	38	-1.03	0.00	1.63	1.63		
Col3	39	-1.68	0.81	1.63	1.63		
Col3	40	0.10	0.00	1.63	1.63		
Col3	41	-0.55	0.80	1.63	1.63		
Col3	42	6.55	0.00	0.00	0.00		

PLS	Customer	Elbert Rentals				Job No	22-8706
	Project	Building Expansion				Date	5/3/2022
	Location	Newberg, OR 97132				Designed By	AC
	Size	117 x 90 x 14.8 x 14.1				Checked By	

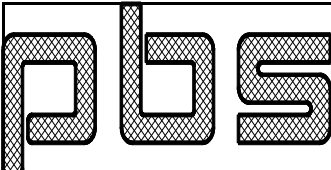
Col3	43	1.83	2.91	0.00	0.00
Col3	44	10.49	0.00	0.00	0.00
Col3	45	6.91	2.20	0.00	0.00
Col3	46	5.89	0.00	0.00	0.00
Col3	47	2.32	2.20	0.00	0.00
Col3	48	3.11	0.00	0.00	0.00
Col3	49	-1.61	2.91	0.00	0.00
Col3	50	13.54	0.00	0.00	0.00
Col3	51	11.14	0.00	0.00	0.00
Col3	52	9.56	0.00	1.22	1.22
Col3	53	9.07	0.60	1.22	1.22
Col3	54	10.41	0.00	1.22	1.22
Col3	55	9.91	0.60	1.22	1.22
Col3	56	11.41	0.00	0.00	0.00
Col3	57	11.41	0.00	0.00	0.00
Col3	58	13.06	0.00	0.00	0.00
Col3	59	9.54	2.16	0.00	0.00
Col3	60	5.82	0.00	0.00	0.00
Col3	61	5.35	0.00	0.00	0.00
Col3	62	3.77	0.00	1.22	1.22
Col3	63	3.29	0.60	1.22	1.22
Col3	64	4.61	0.00	1.22	1.22
Col3	65	4.13	0.60	1.22	1.22
Col3	66	5.62	0.00	0.00	0.00
Col3	67	5.62	0.00	0.00	0.00
Col3	68	7.27	0.00	0.00	0.00
Col3	69	3.76	2.16	0.00	0.00
Col3	70	-1.03	0.00	0.00	0.00
Col3	71	-1.68	0.81	0.00	0.00
Col3	72	0.10	0.00	0.00	0.00
Col3	73	-0.55	0.80	0.00	0.00
Col3	74	-2.65	0.15	0.00	0.00
Col3	75	-0.73	0.00	0.00	0.00
Col3	76	6.96	0.00	0.00	0.00
Col3	77	6.47	0.60	0.00	0.00
Col3	78	7.80	0.00	0.00	0.00
Col3	79	7.32	0.60	0.00	0.00
Col3	80	5.74	0.11	0.00	0.00
Col3	81	7.19	0.00	0.00	0.00
Col3	82	8.11	0.00	0.00	0.00
Col3	83	8.11	0.00	0.00	0.00
Col3	84	8.11	0.00	0.00	0.00
Col3	85	7.62	0.60	0.00	0.00
Col3	86	7.62	0.60	0.00	0.00
Col3	87	7.62	0.60	0.00	0.00
Col3	88	8.95	0.00	0.00	0.00
Col3	89	8.95	0.00	0.00	0.00
Col3	90	8.95	0.00	0.00	0.00
Col3	91	8.47	0.60	0.00	0.00
Col3	92	8.47	0.60	0.00	0.00
Col3	93	8.47	0.60	0.00	0.00
Col3	94	6.89	0.11	0.00	0.00
Col3	95	8.34	0.00	0.00	0.00
Col3	96	6.89	0.11	0.00	0.00

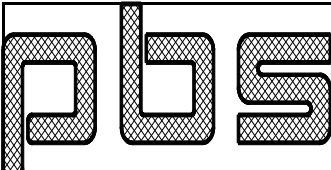
PLS	Customer	Elbert Rentals				Job No	22-8706
	Project	Building Expansion				Date	5/3/2022
	Location	Newberg, OR 97132				Designed By	AC
	Size	117 x 90 x 14.8 x 14.1				Checked By	

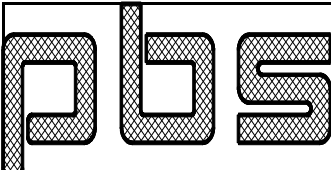
Col3	97	8.34	0.00	0.00	0.00
Col3	98	6.89	0.11	0.00	0.00
Col3	99	8.34	0.00	0.00	0.00
Col4	1	10.33	0.00	0.00	0.00
Col4	2	4.04	0.00	0.00	0.00
Col4	3	11.90	0.00	0.00	0.00
Col4	4	11.90	0.00	0.00	0.00
Col4	5	11.90	0.00	0.00	0.00
Col4	6	8.76	0.00	0.00	0.00
Col4	7	9.93	0.00	0.00	0.00
Col4	8	9.93	0.00	0.00	0.00
Col4	9	9.93	0.00	0.00	0.00
Col4	10	-0.58	0.00	-1.67	-1.67
Col4	11	-1.08	0.00	-1.67	-1.67
Col4	12	-0.58	0.00	1.74	1.74
Col4	13	-1.08	0.00	1.74	1.74
Col4	14	-0.07	0.00	1.74	1.74
Col4	15	-0.11	0.00	1.74	1.74
Col4	16	0.97	0.00	1.74	1.74
Col4	17	0.92	0.00	1.74	1.74
Col4	18	8.11	0.00	1.30	1.30
Col4	19	8.07	0.00	1.30	1.30
Col4	20	6.94	0.00	1.30	1.30
Col4	21	6.57	0.00	1.30	1.30
Col4	22	9.28	0.00	1.30	1.30
Col4	23	9.24	0.00	1.30	1.30
Col4	24	8.12	0.00	1.30	1.30
Col4	25	7.74	0.00	1.30	1.30
Col4	26	9.28	0.00	1.30	1.30
Col4	27	9.24	0.00	1.30	1.30
Col4	28	8.12	0.00	1.30	1.30
Col4	29	7.74	0.00	1.30	1.30
Col4	30	9.28	0.00	1.30	1.30
Col4	31	9.24	0.00	1.30	1.30
Col4	32	8.12	0.00	1.30	1.30
Col4	33	7.74	0.00	1.30	1.30
Col4	34	-1.31	0.00	-1.67	-1.67
Col4	35	-1.82	0.00	-1.67	-1.67
Col4	36	-1.31	0.00	1.74	1.74
Col4	37	-1.82	0.00	1.74	1.74
Col4	38	-0.80	0.00	1.74	1.74
Col4	39	-0.85	0.00	1.74	1.74
Col4	40	0.23	0.00	1.74	1.74
Col4	41	0.18	0.00	1.74	1.74
Col4	42	4.53	0.00	0.00	0.00
Col4	43	4.37	0.00	0.00	0.00
Col4	44	9.10	0.00	0.00	0.00
Col4	45	8.98	0.00	0.00	0.00
Col4	46	4.39	0.00	0.00	0.00
Col4	47	4.27	0.00	0.00	0.00
Col4	48	1.00	0.00	0.00	0.00
Col4	49	0.84	0.00	0.00	0.00
Col4	50	9.24	0.00	0.00	0.00
Col4	51	7.94	0.00	0.00	0.00

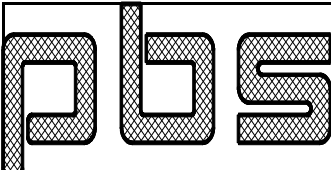
		Customer	Elbert Rentals			Job No	22-8706
		Project	Building Expansion			Date	5/3/2022
		Location	Newberg, OR 97132			Designed By	AC
		Size	117 x 90 x 14.8 x 14.1			Checked By	
Col4	52	6.52	0.00	1.30	1.30		
Col4	53	6.48	0.00	1.30	1.30		
Col4	54	7.29	0.00	1.30	1.30		
Col4	55	7.25	0.00	1.30	1.30		
Col4	56	8.23	0.00	0.00	0.00		
Col4	57	8.23	0.00	0.00	0.00		
Col4	58	8.28	0.00	0.00	0.00		
Col4	59	8.17	0.00	0.00	0.00		
Col4	60	11.77	0.00	0.00	0.00		
Col4	61	9.84	0.00	0.00	0.00		
Col4	62	8.41	0.00	1.30	1.30		
Col4	63	8.38	0.00	1.30	1.30		
Col4	64	9.19	0.00	1.30	1.30		
Col4	65	9.15	0.00	1.30	1.30		
Col4	66	10.12	0.00	0.00	0.00		
Col4	67	10.12	0.00	0.00	0.00		
Col4	68	10.18	0.00	0.00	0.00		
Col4	69	10.07	0.00	0.00	0.00		
Col4	70	-0.80	0.00	0.00	0.00		
Col4	71	-0.85	0.00	0.00	0.00		
Col4	72	0.23	0.00	0.00	0.00		
Col4	73	0.18	0.00	0.00	0.00		
Col4	74	-1.31	0.00	0.00	0.00		
Col4	75	-1.82	0.00	0.00	0.00		
Col4	76	7.33	0.00	0.00	0.00		
Col4	77	7.30	0.00	0.00	0.00		
Col4	78	8.11	0.00	0.00	0.00		
Col4	79	8.07	0.00	0.00	0.00		
Col4	80	6.94	0.00	0.00	0.00		
Col4	81	6.57	0.00	0.00	0.00		
Col4	82	8.51	0.00	0.00	0.00		
Col4	83	8.51	0.00	0.00	0.00		
Col4	84	8.51	0.00	0.00	0.00		
Col4	85	8.47	0.00	0.00	0.00		
Col4	86	8.47	0.00	0.00	0.00		
Col4	87	8.47	0.00	0.00	0.00		
Col4	88	9.28	0.00	0.00	0.00		
Col4	89	9.28	0.00	0.00	0.00		
Col4	90	9.28	0.00	0.00	0.00		
Col4	91	9.24	0.00	0.00	0.00		
Col4	92	9.24	0.00	0.00	0.00		
Col4	93	9.24	0.00	0.00	0.00		
Col4	94	8.12	0.00	0.00	0.00		
Col4	95	7.74	0.00	0.00	0.00		
Col4	96	8.12	0.00	0.00	0.00		
Col4	97	7.74	0.00	0.00	0.00		
Col4	98	8.12	0.00	0.00	0.00		
Col4	99	7.74	0.00	0.00	0.00		
Col5	1	10.04	0.00	0.00	0.00		
Col5	2	3.92	0.00	0.00	0.00		
Col5	3	11.57	0.00	0.00	0.00		
Col5	4	11.57	0.00	0.00	0.00		
Col5	5	11.57	0.00	0.00	0.00		
Col5	6	8.51	0.00	0.00	0.00		

PLS	Customer	Elbert Rentals				Job No	22-8706
	Project	Building Expansion				Date	5/3/2022
	Location	Newberg, OR 97132				Designed By	AC
	Size	117 x 90 x 14.8 x 14.1				Checked By	
Col5	7	9.66	0.00	0.00	0.00		
Col5	8	9.66	0.00	0.00	0.00		
Col5	9	9.66	0.00	0.00	0.00		
Col5	10	-0.13	0.00	-1.51	-1.51		
Col5	11	-2.05	0.21	-1.51	-1.51		
Col5	12	-0.13	0.00	1.57	1.57		
Col5	13	-2.05	0.21	1.57	1.57		
Col5	14	-0.96	0.78	1.57	1.57		
Col5	15	-0.22	0.00	1.57	1.57		
Col5	16	0.21	0.77	1.57	1.57		
Col5	17	0.95	0.00	1.57	1.57		
Col5	18	7.34	0.58	1.18	1.18		
Col5	19	7.89	0.00	1.18	1.18		
Col5	20	7.09	0.00	1.18	1.18		
Col5	21	5.64	0.16	1.18	1.18		
Col5	22	8.49	0.58	1.18	1.18		
Col5	23	9.04	0.00	1.18	1.18		
Col5	24	8.24	0.00	1.18	1.18		
Col5	25	6.79	0.16	1.18	1.18		
Col5	26	8.49	0.58	1.18	1.18		
Col5	27	9.04	0.00	1.18	1.18		
Col5	28	8.24	0.00	1.18	1.18		
Col5	29	6.79	0.16	1.18	1.18		
Col5	30	8.49	0.58	1.18	1.18		
Col5	31	9.04	0.00	1.18	1.18		
Col5	32	8.24	0.00	1.18	1.18		
Col5	33	6.79	0.16	1.18	1.18		
Col5	34	-0.84	0.00	-1.51	-1.51		
Col5	35	-2.76	0.21	-1.51	-1.51		
Col5	36	-0.84	0.00	1.57	1.57		
Col5	37	-2.76	0.21	1.57	1.57		
Col5	38	-1.67	0.78	1.57	1.57		
Col5	39	-0.93	0.00	1.57	1.57		
Col5	40	-0.50	0.77	1.57	1.57		
Col5	41	0.24	0.00	1.57	1.57		
Col5	42	1.91	2.91	0.00	0.00		
Col5	43	6.52	0.00	0.00	0.00		
Col5	44	6.96	2.20	0.00	0.00		
Col5	45	10.46	0.00	0.00	0.00		
Col5	46	2.38	2.20	0.00	0.00		
Col5	47	5.87	0.00	0.00	0.00		
Col5	48	-1.52	2.91	0.00	0.00		
Col5	49	3.09	0.00	0.00	0.00		
Col5	50	5.70	0.00	0.00	0.00		
Col5	51	5.26	0.00	0.00	0.00		
Col5	52	3.21	0.59	1.18	1.18		
Col5	53	3.78	0.00	1.18	1.18		
Col5	54	4.09	0.58	1.18	1.18		
Col5	55	4.65	0.00	1.18	1.18		
Col5	56	5.53	0.00	0.00	0.00		
Col5	57	5.53	0.00	0.00	0.00		
Col5	58	3.74	2.16	0.00	0.00		
Col5	59	7.18	0.00	0.00	0.00		
Col5	60	12.46	0.00	0.00	0.00		

			Customer	Elbert Rentals			Job No	22-8706
			Project	Building Expansion			Date	5/3/2022
			Location	Newberg, OR 97132			Designed By	AC
			Size	117 x 90 x 14.8 x 14.1			Checked By	
Col5	61	10.33	0.00	0.00	0.00			
Col5	62	8.28	0.58	1.18	1.18			
Col5	63	8.83	0.00	1.18	1.18			
Col5	64	9.15	0.58	1.18	1.18			
Col5	65	9.70	0.00	1.18	1.18			
Col5	66	10.60	0.00	0.00	0.00			
Col5	67	10.60	0.00	0.00	0.00			
Col5	68	8.81	2.16	0.00	0.00			
Col5	69	12.24	0.00	0.00	0.00			
Col5	70	-1.67	0.78	0.00	0.00			
Col5	71	-0.93	0.00	0.00	0.00			
Col5	72	-0.50	0.77	0.00	0.00			
Col5	73	0.24	0.00	0.00	0.00			
Col5	74	-0.84	0.00	0.00	0.00			
Col5	75	-2.76	0.21	0.00	0.00			
Col5	76	6.46	0.58	0.00	0.00			
Col5	77	7.02	0.00	0.00	0.00			
Col5	78	7.34	0.58	0.00	0.00			
Col5	79	7.89	0.00	0.00	0.00			
Col5	80	7.09	0.00	0.00	0.00			
Col5	81	5.64	0.16	0.00	0.00			
Col5	82	7.61	0.58	0.00	0.00			
Col5	83	7.61	0.58	0.00	0.00			
Col5	84	7.61	0.58	0.00	0.00			
Col5	85	8.17	0.00	0.00	0.00			
Col5	86	8.17	0.00	0.00	0.00			
Col5	87	8.17	0.00	0.00	0.00			
Col5	88	8.49	0.58	0.00	0.00			
Col5	89	8.49	0.58	0.00	0.00			
Col5	90	8.49	0.58	0.00	0.00			
Col5	91	9.04	0.00	0.00	0.00			
Col5	92	9.04	0.00	0.00	0.00			
Col5	93	9.04	0.00	0.00	0.00			
Col5	94	8.24	0.00	0.00	0.00			
Col5	95	6.79	0.16	0.00	0.00			
Col5	96	8.24	0.00	0.00	0.00			
Col5	97	6.79	0.16	0.00	0.00			
Col5	98	8.24	0.00	0.00	0.00			
Col5	99	6.79	0.16	0.00	0.00			
Col6	1	10.76	0.00	0.00	0.00			
Col6	2	4.19	0.00	0.00	0.00			
Col6	3	12.40	0.00	0.00	0.00			
Col6	4	12.40	0.00	0.00	0.00			
Col6	5	12.40	0.00	0.00	0.00			
Col6	6	9.12	0.00	0.00	0.00			
Col6	7	10.35	0.00	0.00	0.00			
Col6	8	10.35	0.00	0.00	0.00			
Col6	9	10.35	0.00	0.00	0.00			
Col6	10	-0.49	0.15	-1.27	-1.27			
Col6	11	-1.72	0.00	-1.27	-1.27			
Col6	12	-0.49	0.15	1.32	1.32			
Col6	13	-1.72	0.00	1.32	1.32			
Col6	14	0.33	0.00	1.32	1.32			
Col6	15	-2.65	0.81	1.32	1.32			

		Customer	Elbert Rentals			Job No	22-8706
		Project	Building Expansion			Date	5/3/2022
		Location	Newberg, OR 97132			Designed By	AC
		Size	117 x 90 x 14.8 x 14.1			Checked By	
Col6	16	1.56	0.00	1.32	1.32		
Col6	17	-1.41	0.80	1.32	1.32		
Col6	18	8.88	0.00	0.99	0.99		
Col6	19	6.65	0.60	0.99	0.99		
Col6	20	7.34	0.11	0.99	0.99		
Col6	21	6.42	0.00	0.99	0.99		
Col6	22	10.11	0.00	0.99	0.99		
Col6	23	7.88	0.60	0.99	0.99		
Col6	24	8.57	0.11	0.99	0.99		
Col6	25	7.65	0.00	0.99	0.99		
Col6	26	10.11	0.00	0.99	0.99		
Col6	27	7.88	0.60	0.99	0.99		
Col6	28	8.57	0.11	0.99	0.99		
Col6	29	7.65	0.00	0.99	0.99		
Col6	30	10.11	0.00	0.99	0.99		
Col6	31	7.88	0.60	0.99	0.99		
Col6	32	8.57	0.11	0.99	0.99		
Col6	33	7.65	0.00	0.99	0.99		
Col6	34	-1.24	0.15	-1.27	-1.27		
Col6	35	-2.47	0.00	-1.27	-1.27		
Col6	36	-1.24	0.15	1.32	1.32		
Col6	37	-2.47	0.00	1.32	1.32		
Col6	38	-0.42	0.00	1.32	1.32		
Col6	39	-3.40	0.81	1.32	1.32		
Col6	40	0.80	0.00	1.32	1.32		
Col6	41	-2.16	0.80	1.32	1.32		
Col6	42	7.03	0.00	0.00	0.00		
Col6	43	2.38	2.91	0.00	0.00		
Col6	44	11.24	0.00	0.00	0.00		
Col6	45	7.72	2.20	0.00	0.00		
Col6	46	6.32	0.00	0.00	0.00		
Col6	47	2.80	2.20	0.00	0.00		
Col6	48	3.36	0.00	0.00	0.00		
Col6	49	-1.28	2.91	0.00	0.00		
Col6	50	6.80	0.00	0.00	0.00		
Col6	51	6.15	0.00	0.00	0.00		
Col6	52	4.99	0.00	0.99	0.99		
Col6	53	2.74	0.60	0.99	0.99		
Col6	54	5.91	0.00	0.99	0.99		
Col6	55	3.67	0.60	0.99	0.99		
Col6	56	6.44	0.00	0.00	0.00		
Col6	57	6.44	0.00	0.00	0.00		
Col6	58	8.24	0.00	0.00	0.00		
Col6	59	4.78	2.16	0.00	0.00		
Col6	60	12.19	0.00	0.00	0.00		
Col6	61	10.19	0.00	0.00	0.00		
Col6	62	9.03	0.00	0.99	0.99		
Col6	63	6.80	0.60	0.99	0.99		
Col6	64	9.95	0.00	0.99	0.99		
Col6	65	7.72	0.60	0.99	0.99		
Col6	66	10.48	0.00	0.00	0.00		
Col6	67	10.48	0.00	0.00	0.00		
Col6	68	12.28	0.00	0.00	0.00		
Col6	69	8.83	2.16	0.00	0.00		

		Customer	Elbert Rentals			Job No	22-8706
		Project	Building Expansion			Date	5/3/2022
		Location	Newberg, OR 97132			Designed By	AC
		Size	117 x 90 x 14.8 x 14.1			Checked By	
Col6	70	-0.42	0.00	0.00	0.00		
Col6	71	-3.40	0.81	0.00	0.00		
Col6	72	0.80	0.00	0.00	0.00		
Col6	73	-2.16	0.80	0.00	0.00		
Col6	74	-1.24	0.15	0.00	0.00		
Col6	75	-2.47	0.00	0.00	0.00		
Col6	76	7.96	0.00	0.00	0.00		
Col6	77	5.72	0.60	0.00	0.00		
Col6	78	8.88	0.00	0.00	0.00		
Col6	79	6.65	0.60	0.00	0.00		
Col6	80	7.34	0.11	0.00	0.00		
Col6	81	6.42	0.00	0.00	0.00		
Col6	82	9.19	0.00	0.00	0.00		
Col6	83	9.19	0.00	0.00	0.00		
Col6	84	9.19	0.00	0.00	0.00		
Col6	85	6.95	0.60	0.00	0.00		
Col6	86	6.95	0.60	0.00	0.00		
Col6	87	6.95	0.60	0.00	0.00		
Col6	88	10.11	0.00	0.00	0.00		
Col6	89	10.11	0.00	0.00	0.00		
Col6	90	10.11	0.00	0.00	0.00		
Col6	91	7.88	0.60	0.00	0.00		
Col6	92	7.88	0.60	0.00	0.00		
Col6	93	7.88	0.60	0.00	0.00		
Col6	94	8.57	0.11	0.00	0.00		
Col6	95	7.65	0.00	0.00	0.00		
Col6	96	8.57	0.11	0.00	0.00		
Col6	97	7.65	0.00	0.00	0.00		
Col6	98	8.57	0.11	0.00	0.00		
Col6	99	7.65	0.00	0.00	0.00		
Col7	1	3.87	0.00	0.00	0.00		
Col7	2	1.55	0.00	0.00	0.00		
Col7	3	4.45	0.00	0.00	0.00		
Col7	4	4.45	0.00	0.00	0.00		
Col7	5	4.45	0.00	0.00	0.00		
Col7	6	3.29	0.00	0.00	0.00		
Col7	7	3.73	0.00	0.00	0.00		
Col7	8	3.73	0.00	0.00	0.00		
Col7	9	3.73	0.00	0.00	0.00		
Col7	10	-0.11	0.00	-0.90	-0.90		
Col7	11	-0.68	0.00	-0.90	-0.90		
Col7	12	-0.11	0.00	0.96	0.96		
Col7	13	-0.68	0.00	0.96	0.96		
Col7	14	-0.14	0.00	0.96	0.96		
Col7	15	-0.53	0.00	0.96	0.96		
Col7	16	0.35	0.00	0.96	0.96		
Col7	17	-0.03	0.00	0.96	0.96		
Col7	18	3.00	0.00	0.72	0.72		
Col7	19	2.71	0.00	0.72	0.72		
Col7	20	2.66	0.00	0.72	0.72		
Col7	21	2.23	0.00	0.72	0.72		
Col7	22	3.44	0.00	0.72	0.72		
Col7	23	3.15	0.00	0.72	0.72		
Col7	24	3.09	0.00	0.72	0.72		

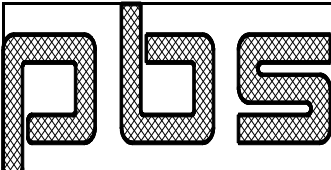
		Customer	Elbert Rentals			Job No	22-8706
		Project	Building Expansion			Date	5/3/2022
		Location	Newberg, OR 97132			Designed By	AC
		Size	117 x 90 x 14.8 x 14.1			Checked By	
Col7	25	2.67	0.00	0.72	0.72		
Col7	26	3.44	0.00	0.72	0.72		
Col7	27	3.15	0.00	0.72	0.72		
Col7	28	3.09	0.00	0.72	0.72		
Col7	29	2.67	0.00	0.72	0.72		
Col7	30	3.44	0.00	0.72	0.72		
Col7	31	3.15	0.00	0.72	0.72		
Col7	32	3.09	0.00	0.72	0.72		
Col7	33	2.67	0.00	0.72	0.72		
Col7	34	-0.40	0.00	-0.90	-0.90		
Col7	35	-0.97	0.00	-0.90	-0.90		
Col7	36	-0.40	0.00	0.96	0.96		
Col7	37	-0.97	0.00	0.96	0.96		
Col7	38	-0.43	0.00	0.96	0.96		
Col7	39	-0.83	0.00	0.96	0.96		
Col7	40	0.06	0.00	0.96	0.96		
Col7	41	-0.33	0.00	0.96	0.96		
Col7	42	1.68	0.00	0.00	0.00		
Col7	43	1.74	0.00	0.00	0.00		
Col7	44	3.38	0.00	0.00	0.00		
Col7	45	3.43	0.00	0.00	0.00		
Col7	46	1.64	0.00	0.00	0.00		
Col7	47	1.69	0.00	0.00	0.00		
Col7	48	0.34	0.00	0.00	0.00		
Col7	49	0.40	0.00	0.00	0.00		
Col7	50	2.40	0.00	0.00	0.00		
Col7	51	2.19	0.00	0.00	0.00		
Col7	52	1.53	0.00	0.72	0.72		
Col7	53	1.23	0.00	0.72	0.72		
Col7	54	1.90	0.00	0.72	0.72		
Col7	55	1.61	0.00	0.72	0.72		
Col7	56	2.29	0.00	0.00	0.00		
Col7	57	2.29	0.00	0.00	0.00		
Col7	58	2.27	0.00	0.00	0.00		
Col7	59	2.32	0.00	0.00	0.00		
Col7	60	4.49	0.00	0.00	0.00		
Col7	61	3.76	0.00	0.00	0.00		
Col7	62	3.10	0.00	0.72	0.72		
Col7	63	2.80	0.00	0.72	0.72		
Col7	64	3.47	0.00	0.72	0.72		
Col7	65	3.18	0.00	0.72	0.72		
Col7	66	3.86	0.00	0.00	0.00		
Col7	67	3.86	0.00	0.00	0.00		
Col7	68	3.84	0.00	0.00	0.00		
Col7	69	3.89	0.00	0.00	0.00		
Col7	70	-0.43	0.00	0.00	0.00		
Col7	71	-0.83	0.00	0.00	0.00		
Col7	72	0.06	0.00	0.00	0.00		
Col7	73	-0.33	0.00	0.00	0.00		
Col7	74	-0.40	0.00	0.00	0.00		
Col7	75	-0.97	0.00	0.00	0.00		
Col7	76	2.63	0.00	0.00	0.00		
Col7	77	2.34	0.00	0.00	0.00		
Col7	78	3.00	0.00	0.00	0.00		

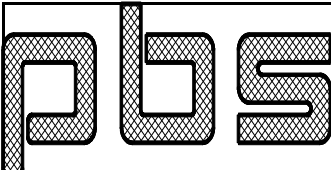
PLS	Customer	Elbert Rentals			Job No	22-8706
	Project	Building Expansion			Date	5/3/2022
	Location	Newberg, OR 97132			Designed By	AC
	Size	117 x 90 x 14.8 x 14.1			Checked By	

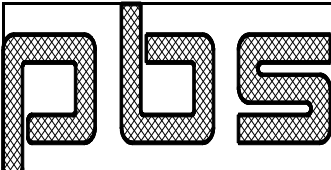
Col7	79	2.71	0.00	0.00	0.00
Col7	80	2.66	0.00	0.00	0.00
Col7	81	2.23	0.00	0.00	0.00
Col7	82	3.07	0.00	0.00	0.00
Col7	83	3.07	0.00	0.00	0.00
Col7	84	3.07	0.00	0.00	0.00
Col7	85	2.77	0.00	0.00	0.00
Col7	86	2.77	0.00	0.00	0.00
Col7	87	2.77	0.00	0.00	0.00
Col7	88	3.44	0.00	0.00	0.00
Col7	89	3.44	0.00	0.00	0.00
Col7	90	3.44	0.00	0.00	0.00
Col7	91	3.15	0.00	0.00	0.00
Col7	92	3.15	0.00	0.00	0.00
Col7	93	3.15	0.00	0.00	0.00
Col7	94	3.09	0.00	0.00	0.00
Col7	95	2.67	0.00	0.00	0.00
Col7	96	3.09	0.00	0.00	0.00
Col7	97	2.67	0.00	0.00	0.00
Col7	98	3.09	0.00	0.00	0.00
Col7	99	2.67	0.00	0.00	0.00

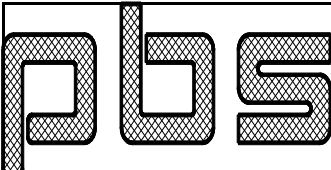
COLUMN DEFLECTIONS:

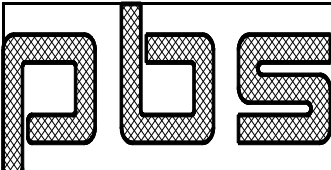
Id	Load Id	Deflection (in)	
		Calc	Limit
Col11	100	0.00	1.31
Col11	101	0.00	1.31
Col11	102	0.00	1.31
Col11	103	0.00	1.31
Col11	104	0.00	1.31
Col11	105	0.00	1.31
Col11	106	0.00	1.31
Col11	107	0.00	1.31
Col11	108	0.00	1.31
Col11	109	-0.09	1.31
Col11	110	-0.09	1.31
Col11	111	0.09	1.31
Col11	112	0.09	1.31
Col11	113	0.09	1.31
Col11	114	0.09	1.31
Col11	115	0.09	1.31
Col11	116	0.09	1.31
Col11	117	0.07	1.31
Col11	118	0.07	1.31
Col11	119	0.07	1.31
Col11	120	0.07	1.31
Col11	121	0.07	1.31
Col11	122	0.07	1.31
Col11	123	0.07	1.31
Col11	124	0.07	1.31
Col11	125	0.07	1.31
Col11	126	0.07	1.31

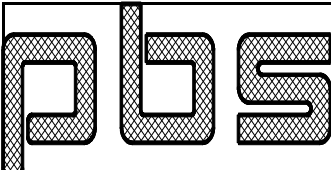
	Customer	Elbert Rentals		Job No	22-8706
	Project	Building Expansion		Date	5/3/2022
	Location	Newberg, OR 97132		Designed By	AC
	Size	117 x 90 x 14.8 x 14.1		Checked By	
Col1	127	0.07	1.31		
Col1	128	0.07	1.31		
Col1	129	0.07	1.31		
Col1	130	0.07	1.31		
Col1	131	0.07	1.31		
Col1	132	0.07	1.31		
Col1	133	-0.09	1.31		
Col1	134	-0.09	1.31		
Col1	135	0.09	1.31		
Col1	136	0.09	1.31		
Col1	137	0.09	1.31		
Col1	138	0.09	1.31		
Col1	139	0.09	1.31		
Col1	140	0.09	1.31		
Col1	141	0.00	1.31		
Col1	142	0.00	1.31		
Col1	143	0.00	1.31		
Col1	144	0.00	1.31		
Col1	145	0.00	1.31		
Col1	146	0.00	1.31		
Col1	147	0.00	1.31		
Col1	148	0.00	1.31		
Col1	149	0.00	1.31		
Col1	150	0.00	1.31		
Col1	151	0.00	1.31		
Col1	152	0.00	1.31		
Col1	153	0.00	1.31		
Col1	154	0.00	1.31		
Col1	155	0.07	1.31		
Col1	156	0.07	1.31		
Col1	157	0.07	1.31		
Col1	158	0.07	1.31		
Col1	159	0.00	1.31		
Col1	160	0.00	1.31		
Col1	161	0.00	1.31		
Col1	162	0.00	1.31		
Col1	163	0.00	1.31		
Col1	164	0.00	1.31		
Col1	165	0.07	1.31		
Col1	166	0.07	1.31		
Col1	167	0.07	1.31		
Col1	168	0.07	1.31		
Col1	169	0.00	1.31		
Col1	170	0.00	1.31		
Col1	171	0.00	1.31		
Col1	172	0.00	1.31		
Col1	173	0.00	1.31		
Col1	174	0.00	1.31		
Col1	175	0.00	1.31		
Col1	176	0.00	1.31		
Col1	177	0.00	1.31		
Col1	178	0.00	1.31		
Col1	179	0.00	1.31		
Col1	180	0.00	1.31		

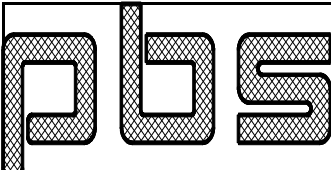
	Customer	Elbert Rentals		Job No	22-8706
	Project	Building Expansion		Date	5/3/2022
	Location	Newberg, OR 97132		Designed By	AC
	Size	117 x 90 x 14.8 x 14.1		Checked By	
Col1	181	0.00	1.31		
Col1	182	0.00	1.31		
Col1	183	0.00	1.31		
Col1	184	0.00	1.31		
Col1	185	0.00	1.31		
Col1	186	0.00	1.31		
Col1	187	0.00	1.31		
Col1	188	0.00	1.31		
Col1	189	0.00	1.31		
Col1	190	0.00	1.31		
Col1	191	0.00	1.31		
Col1	192	0.00	1.31		
Col1	193	0.00	1.31		
Col2	100	0.00	1.46		
Col2	101	0.00	1.46		
Col2	102	0.00	1.46		
Col2	103	0.00	1.46		
Col2	104	0.00	1.46		
Col2	105	0.00	1.46		
Col2	106	0.00	1.46		
Col2	107	0.00	1.46		
Col2	108	0.00	1.46		
Col2	109	-0.17	1.46		
Col2	110	-0.17	1.46		
Col2	111	0.17	1.46		
Col2	112	0.17	1.46		
Col2	113	0.17	1.46		
Col2	114	0.17	1.46		
Col2	115	0.17	1.46		
Col2	116	0.17	1.46		
Col2	117	0.13	1.46		
Col2	118	0.13	1.46		
Col2	119	0.13	1.46		
Col2	120	0.13	1.46		
Col2	121	0.13	1.46		
Col2	122	0.13	1.46		
Col2	123	0.13	1.46		
Col2	124	0.13	1.46		
Col2	125	0.13	1.46		
Col2	126	0.13	1.46		
Col2	127	0.13	1.46		
Col2	128	0.13	1.46		
Col2	129	0.13	1.46		
Col2	130	0.13	1.46		
Col2	131	0.13	1.46		
Col2	132	0.13	1.46		
Col2	133	-0.17	1.46		
Col2	134	-0.17	1.46		
Col2	135	0.17	1.46		
Col2	136	0.17	1.46		
Col2	137	0.17	1.46		
Col2	138	0.17	1.46		
Col2	139	0.17	1.46		
Col2	140	0.17	1.46		

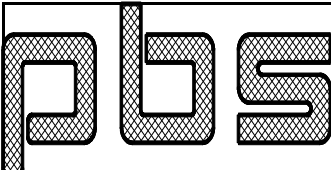
	Customer	Elbert Rentals		Job No	22-8706
	Project	Building Expansion		Date	5/3/2022
	Location	Newberg, OR 97132		Designed By	AC
	Size	117 x 90 x 14.8 x 14.1		Checked By	
Col2	141	0.00	1.46		
Col2	142	0.00	1.46		
Col2	143	0.00	1.46		
Col2	144	0.00	1.46		
Col2	145	0.00	1.46		
Col2	146	0.00	1.46		
Col2	147	0.00	1.46		
Col2	148	0.00	1.46		
Col2	149	0.00	1.46		
Col2	150	0.00	1.46		
Col2	151	0.00	1.46		
Col2	152	0.00	1.46		
Col2	153	0.00	1.46		
Col2	154	0.00	1.46		
Col2	155	0.13	1.46		
Col2	156	0.13	1.46		
Col2	157	0.13	1.46		
Col2	158	0.13	1.46		
Col2	159	0.00	1.46		
Col2	160	0.00	1.46		
Col2	161	0.00	1.46		
Col2	162	0.00	1.46		
Col2	163	0.00	1.46		
Col2	164	0.00	1.46		
Col2	165	0.13	1.46		
Col2	166	0.13	1.46		
Col2	167	0.13	1.46		
Col2	168	0.13	1.46		
Col2	169	0.00	1.46		
Col2	170	0.00	1.46		
Col2	171	0.00	1.46		
Col2	172	0.00	1.46		
Col2	173	0.00	1.46		
Col2	174	0.00	1.46		
Col2	175	0.00	1.46		
Col2	176	0.00	1.46		
Col2	177	0.00	1.46		
Col2	178	0.00	1.46		
Col2	179	0.00	1.46		
Col2	180	0.00	1.46		
Col2	181	0.00	1.46		
Col2	182	0.00	1.46		
Col2	183	0.00	1.46		
Col2	184	0.00	1.46		
Col2	185	0.00	1.46		
Col2	186	0.00	1.46		
Col2	187	0.00	1.46		
Col2	188	0.00	1.46		
Col2	189	0.00	1.46		
Col2	190	0.00	1.46		
Col2	191	0.00	1.46		
Col2	192	0.00	1.46		
Col2	193	0.00	1.46		
Col3	100	0.00	1.63		

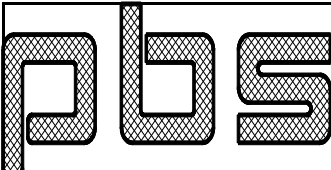
	Customer	Elbert Rentals		Job No	22-8706
	Project	Building Expansion		Date	5/3/2022
	Location	Newberg, OR 97132		Designed By	AC
	Size	117 x 90 x 14.8 x 14.1		Checked By	
Col3	101	0.00	1.63		
Col3	102	0.00	1.63		
Col3	103	0.00	1.63		
Col3	104	0.00	1.63		
Col3	105	0.00	1.63		
Col3	106	0.00	1.63		
Col3	107	0.00	1.63		
Col3	108	0.00	1.63		
Col3	109	-0.27	1.63		
Col3	110	-0.27	1.63		
Col3	111	0.28	1.63		
Col3	112	0.28	1.63		
Col3	113	0.28	1.63		
Col3	114	0.28	1.63		
Col3	115	0.28	1.63		
Col3	116	0.28	1.63		
Col3	117	0.21	1.63		
Col3	118	0.21	1.63		
Col3	119	0.21	1.63		
Col3	120	0.21	1.63		
Col3	121	0.21	1.63		
Col3	122	0.21	1.63		
Col3	123	0.21	1.63		
Col3	124	0.21	1.63		
Col3	125	0.21	1.63		
Col3	126	0.21	1.63		
Col3	127	0.21	1.63		
Col3	128	0.21	1.63		
Col3	129	0.21	1.63		
Col3	130	0.21	1.63		
Col3	131	0.21	1.63		
Col3	132	0.21	1.63		
Col3	133	-0.27	1.63		
Col3	134	-0.27	1.63		
Col3	135	0.28	1.63		
Col3	136	0.28	1.63		
Col3	137	0.28	1.63		
Col3	138	0.28	1.63		
Col3	139	0.28	1.63		
Col3	140	0.28	1.63		
Col3	141	0.00	1.63		
Col3	142	0.00	1.63		
Col3	143	0.00	1.63		
Col3	144	0.00	1.63		
Col3	145	0.00	1.63		
Col3	146	0.00	1.63		
Col3	147	0.00	1.63		
Col3	148	0.00	1.63		
Col3	149	0.00	1.63		
Col3	150	0.00	1.63		
Col3	151	0.00	1.63		
Col3	152	0.00	1.63		
Col3	153	0.00	1.63		
Col3	154	0.00	1.63		

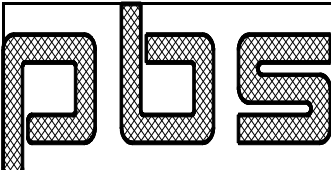
	Customer	Elbert Rentals		Job No	22-8706
	Project	Building Expansion		Date	5/3/2022
	Location	Newberg, OR 97132		Designed By	AC
	Size	117 x 90 x 14.8 x 14.1		Checked By	
Col3	155	0.21	1.63		
Col3	156	0.21	1.63		
Col3	157	0.21	1.63		
Col3	158	0.21	1.63		
Col3	159	0.00	1.63		
Col3	160	0.00	1.63		
Col3	161	0.00	1.63		
Col3	162	0.00	1.63		
Col3	163	0.00	1.63		
Col3	164	0.00	1.63		
Col3	165	0.21	1.63		
Col3	166	0.21	1.63		
Col3	167	0.21	1.63		
Col3	168	0.21	1.63		
Col3	169	0.00	1.63		
Col3	170	0.00	1.63		
Col3	171	0.00	1.63		
Col3	172	0.00	1.63		
Col3	173	0.00	1.63		
Col3	174	0.00	1.63		
Col3	175	0.00	1.63		
Col3	176	0.00	1.63		
Col3	177	0.00	1.63		
Col3	178	0.00	1.63		
Col3	179	0.00	1.63		
Col3	180	0.00	1.63		
Col3	181	0.00	1.63		
Col3	182	0.00	1.63		
Col3	183	0.00	1.63		
Col3	184	0.00	1.63		
Col3	185	0.00	1.63		
Col3	186	0.00	1.63		
Col3	187	0.00	1.63		
Col3	188	0.00	1.63		
Col3	189	0.00	1.63		
Col3	190	0.00	1.63		
Col3	191	0.00	1.63		
Col3	192	0.00	1.63		
Col3	193	0.00	1.63		
Col4	100	0.00	1.74		
Col4	101	0.00	1.74		
Col4	102	0.00	1.74		
Col4	103	0.00	1.74		
Col4	104	0.00	1.74		
Col4	105	0.00	1.74		
Col4	106	0.00	1.74		
Col4	107	0.00	1.74		
Col4	108	0.00	1.74		
Col4	109	-0.35	1.74		
Col4	110	-0.35	1.74		
Col4	111	0.37	1.74		
Col4	112	0.37	1.74		
Col4	113	0.37	1.74		
Col4	114	0.37	1.74		

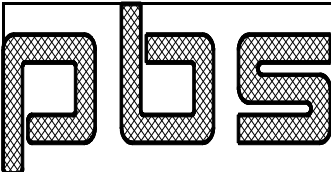
		Customer	Elbert Rentals	Job No	22-8706
		Project	Building Expansion	Date	5/3/2022
		Location	Newberg, OR 97132	Designed By	AC
		Size	117 x 90 x 14.8 x 14.1	Checked By	
Col4	115	0.37	1.74		
Col4	116	0.37	1.74		
Col4	117	0.28	1.74		
Col4	118	0.28	1.74		
Col4	119	0.28	1.74		
Col4	120	0.28	1.74		
Col4	121	0.28	1.74		
Col4	122	0.28	1.74		
Col4	123	0.28	1.74		
Col4	124	0.28	1.74		
Col4	125	0.28	1.74		
Col4	126	0.28	1.74		
Col4	127	0.28	1.74		
Col4	128	0.28	1.74		
Col4	129	0.28	1.74		
Col4	130	0.28	1.74		
Col4	131	0.28	1.74		
Col4	132	0.28	1.74		
Col4	133	-0.35	1.74		
Col4	134	-0.35	1.74		
Col4	135	0.37	1.74		
Col4	136	0.37	1.74		
Col4	137	0.37	1.74		
Col4	138	0.37	1.74		
Col4	139	0.37	1.74		
Col4	140	0.37	1.74		
Col4	141	0.00	1.74		
Col4	142	0.00	1.74		
Col4	143	0.00	1.74		
Col4	144	0.00	1.74		
Col4	145	0.00	1.74		
Col4	146	0.00	1.74		
Col4	147	0.00	1.74		
Col4	148	0.00	1.74		
Col4	149	0.00	1.74		
Col4	150	0.00	1.74		
Col4	151	0.00	1.74		
Col4	152	0.00	1.74		
Col4	153	0.00	1.74		
Col4	154	0.00	1.74		
Col4	155	0.28	1.74		
Col4	156	0.28	1.74		
Col4	157	0.28	1.74		
Col4	158	0.28	1.74		
Col4	159	0.00	1.74		
Col4	160	0.00	1.74		
Col4	161	0.00	1.74		
Col4	162	0.00	1.74		
Col4	163	0.00	1.74		
Col4	164	0.00	1.74		
Col4	165	0.28	1.74		
Col4	166	0.28	1.74		
Col4	167	0.28	1.74		
Col4	168	0.28	1.74		

	Customer	Elbert Rentals		Job No	22-8706
	Project	Building Expansion		Date	5/3/2022
	Location	Newberg, OR 97132		Designed By	AC
	Size	117 x 90 x 14.8 x 14.1		Checked By	
Col4	169	0.00	1.74		
Col4	170	0.00	1.74		
Col4	171	0.00	1.74		
Col4	172	0.00	1.74		
Col4	173	0.00	1.74		
Col4	174	0.00	1.74		
Col4	175	0.00	1.74		
Col4	176	0.00	1.74		
Col4	177	0.00	1.74		
Col4	178	0.00	1.74		
Col4	179	0.00	1.74		
Col4	180	0.00	1.74		
Col4	181	0.00	1.74		
Col4	182	0.00	1.74		
Col4	183	0.00	1.74		
Col4	184	0.00	1.74		
Col4	185	0.00	1.74		
Col4	186	0.00	1.74		
Col4	187	0.00	1.74		
Col4	188	0.00	1.74		
Col4	189	0.00	1.74		
Col4	190	0.00	1.74		
Col4	191	0.00	1.74		
Col4	192	0.00	1.74		
Col4	193	0.00	1.74		
Col5	100	0.00	1.57		
Col5	101	0.00	1.57		
Col5	102	0.00	1.57		
Col5	103	0.00	1.57		
Col5	104	0.00	1.57		
Col5	105	0.00	1.57		
Col5	106	0.00	1.57		
Col5	107	0.00	1.57		
Col5	108	0.00	1.57		
Col5	109	-0.23	1.57		
Col5	110	-0.23	1.57		
Col5	111	0.24	1.57		
Col5	112	0.24	1.57		
Col5	113	0.24	1.57		
Col5	114	0.24	1.57		
Col5	115	0.24	1.57		
Col5	116	0.24	1.57		
Col5	117	0.18	1.57		
Col5	118	0.18	1.57		
Col5	119	0.18	1.57		
Col5	120	0.18	1.57		
Col5	121	0.18	1.57		
Col5	122	0.18	1.57		
Col5	123	0.18	1.57		
Col5	124	0.18	1.57		
Col5	125	0.18	1.57		
Col5	126	0.18	1.57		
Col5	127	0.18	1.57		
Col5	128	0.18	1.57		

	Customer	Elbert Rentals		Job No	22-8706
	Project	Building Expansion		Date	5/3/2022
	Location	Newberg, OR 97132		Designed By	AC
	Size	117 x 90 x 14.8 x 14.1		Checked By	
Col5	129	0.18	1.57		
Col5	130	0.18	1.57		
Col5	131	0.18	1.57		
Col5	132	0.18	1.57		
Col5	133	-0.23	1.57		
Col5	134	-0.23	1.57		
Col5	135	0.24	1.57		
Col5	136	0.24	1.57		
Col5	137	0.24	1.57		
Col5	138	0.24	1.57		
Col5	139	0.24	1.57		
Col5	140	0.24	1.57		
Col5	141	0.00	1.57		
Col5	142	0.00	1.57		
Col5	143	0.00	1.57		
Col5	144	0.00	1.57		
Col5	145	0.00	1.57		
Col5	146	0.00	1.57		
Col5	147	0.00	1.57		
Col5	148	0.00	1.57		
Col5	149	0.00	1.57		
Col5	150	0.00	1.57		
Col5	151	0.00	1.57		
Col5	152	0.00	1.57		
Col5	153	0.00	1.57		
Col5	154	0.00	1.57		
Col5	155	0.18	1.57		
Col5	156	0.18	1.57		
Col5	157	0.18	1.57		
Col5	158	0.18	1.57		
Col5	159	0.00	1.57		
Col5	160	0.00	1.57		
Col5	161	0.00	1.57		
Col5	162	0.00	1.57		
Col5	163	0.00	1.57		
Col5	164	0.00	1.57		
Col5	165	0.18	1.57		
Col5	166	0.18	1.57		
Col5	167	0.18	1.57		
Col5	168	0.18	1.57		
Col5	169	0.00	1.57		
Col5	170	0.00	1.57		
Col5	171	0.00	1.57		
Col5	172	0.00	1.57		
Col5	173	0.00	1.57		
Col5	174	0.00	1.57		
Col5	175	0.00	1.57		
Col5	176	0.00	1.57		
Col5	177	0.00	1.57		
Col5	178	0.00	1.57		
Col5	179	0.00	1.57		
Col5	180	0.00	1.57		
Col5	181	0.00	1.57		
Col5	182	0.00	1.57		

	Customer	Elbert Rentals		Job No	22-8706
	Project	Building Expansion		Date	5/3/2022
	Location	Newberg, OR 97132		Designed By	AC
	Size	117 x 90 x 14.8 x 14.1		Checked By	
Col15	183	0.00	1.57		
Col15	184	0.00	1.57		
Col15	185	0.00	1.57		
Col15	186	0.00	1.57		
Col15	187	0.00	1.57		
Col15	188	0.00	1.57		
Col15	189	0.00	1.57		
Col15	190	0.00	1.57		
Col15	191	0.00	1.57		
Col15	192	0.00	1.57		
Col15	193	0.00	1.57		
Col16	100	0.00	1.40		
Col16	101	0.00	1.40		
Col16	102	0.00	1.40		
Col16	103	0.00	1.40		
Col16	104	0.00	1.40		
Col16	105	0.00	1.40		
Col16	106	0.00	1.40		
Col16	107	0.00	1.40		
Col16	108	0.00	1.40		
Col16	109	-0.14	1.40		
Col16	110	-0.14	1.40		
Col16	111	0.15	1.40		
Col16	112	0.15	1.40		
Col16	113	0.15	1.40		
Col16	114	0.15	1.40		
Col16	115	0.15	1.40		
Col16	116	0.15	1.40		
Col16	117	0.11	1.40		
Col16	118	0.11	1.40		
Col16	119	0.11	1.40		
Col16	120	0.11	1.40		
Col16	121	0.11	1.40		
Col16	122	0.11	1.40		
Col16	123	0.11	1.40		
Col16	124	0.11	1.40		
Col16	125	0.11	1.40		
Col16	126	0.11	1.40		
Col16	127	0.11	1.40		
Col16	128	0.11	1.40		
Col16	129	0.11	1.40		
Col16	130	0.11	1.40		
Col16	131	0.11	1.40		
Col16	132	0.11	1.40		
Col16	133	-0.14	1.40		
Col16	134	-0.14	1.40		
Col16	135	0.15	1.40		
Col16	136	0.15	1.40		
Col16	137	0.15	1.40		
Col16	138	0.15	1.40		
Col16	139	0.15	1.40		
Col16	140	0.15	1.40		
Col16	141	0.00	1.40		
Col16	142	0.00	1.40		

	Customer	Elbert Rentals		Job No	22-8706
	Project	Building Expansion		Date	5/3/2022
	Location	Newberg, OR 97132		Designed By	AC
	Size	117 x 90 x 14.8 x 14.1		Checked By	
Col6	143	0.00	1.40		
Col6	144	0.00	1.40		
Col6	145	0.00	1.40		
Col6	146	0.00	1.40		
Col6	147	0.00	1.40		
Col6	148	0.00	1.40		
Col6	149	0.00	1.40		
Col6	150	0.00	1.40		
Col6	151	0.00	1.40		
Col6	152	0.00	1.40		
Col6	153	0.00	1.40		
Col6	154	0.00	1.40		
Col6	155	0.11	1.40		
Col6	156	0.11	1.40		
Col6	157	0.11	1.40		
Col6	158	0.11	1.40		
Col6	159	0.00	1.40		
Col6	160	0.00	1.40		
Col6	161	0.00	1.40		
Col6	162	0.00	1.40		
Col6	163	0.00	1.40		
Col6	164	0.00	1.40		
Col6	165	0.11	1.40		
Col6	166	0.11	1.40		
Col6	167	0.11	1.40		
Col6	168	0.11	1.40		
Col6	169	0.00	1.40		
Col6	170	0.00	1.40		
Col6	171	0.00	1.40		
Col6	172	0.00	1.40		
Col6	173	0.00	1.40		
Col6	174	0.00	1.40		
Col6	175	0.00	1.40		
Col6	176	0.00	1.40		
Col6	177	0.00	1.40		
Col6	178	0.00	1.40		
Col6	179	0.00	1.40		
Col6	180	0.00	1.40		
Col6	181	0.00	1.40		
Col6	182	0.00	1.40		
Col6	183	0.00	1.40		
Col6	184	0.00	1.40		
Col6	185	0.00	1.40		
Col6	186	0.00	1.40		
Col6	187	0.00	1.40		
Col6	188	0.00	1.40		
Col6	189	0.00	1.40		
Col6	190	0.00	1.40		
Col6	191	0.00	1.40		
Col6	192	0.00	1.40		
Col6	193	0.00	1.40		
Col7	100	0.00	1.25		
Col7	101	0.00	1.25		
Col7	102	0.00	1.25		

	Customer	Elbert Rentals	Job No	22-8706
	Project	Building Expansion	Date	5/3/2022
	Location	Newberg, OR 97132	Designed By	AC
	Size	117 x 90 x 14.8 x 14.1	Checked By	

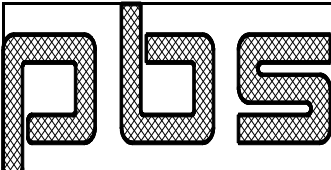
Col17	103	0.00	1.25
Col17	104	0.00	1.25
Col17	105	0.00	1.25
Col17	106	0.00	1.25
Col17	107	0.00	1.25
Col17	108	0.00	1.25
Col17	109	-0.07	1.25
Col17	110	-0.07	1.25
Col17	111	0.08	1.25
Col17	112	0.08	1.25
Col17	113	0.08	1.25
Col17	114	0.08	1.25
Col17	115	0.08	1.25
Col17	116	0.08	1.25
Col17	117	0.06	1.25
Col17	118	0.06	1.25
Col17	119	0.06	1.25
Col17	120	0.06	1.25
Col17	121	0.06	1.25
Col17	122	0.06	1.25
Col17	123	0.06	1.25
Col17	124	0.06	1.25
Col17	125	0.06	1.25
Col17	126	0.06	1.25
Col17	127	0.06	1.25
Col17	128	0.06	1.25
Col17	129	0.06	1.25
Col17	130	0.06	1.25
Col17	131	0.06	1.25
Col17	132	0.06	1.25
Col17	133	-0.07	1.25
Col17	134	-0.07	1.25
Col17	135	0.08	1.25
Col17	136	0.08	1.25
Col17	137	0.08	1.25
Col17	138	0.08	1.25
Col17	139	0.08	1.25
Col17	140	0.08	1.25
Col17	141	0.00	1.25
Col17	142	0.00	1.25
Col17	143	0.00	1.25
Col17	144	0.00	1.25
Col17	145	0.00	1.25
Col17	146	0.00	1.25
Col17	147	0.00	1.25
Col17	148	0.00	1.25
Col17	149	0.00	1.25
Col17	150	0.00	1.25
Col17	151	0.00	1.25
Col17	152	0.00	1.25
Col17	153	0.00	1.25
Col17	154	0.00	1.25
Col17	155	0.06	1.25
Col17	156	0.06	1.25

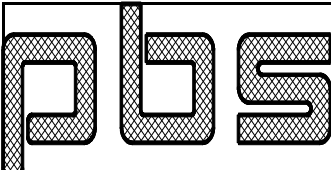
PLS	Customer	Elbert Rentals	Job No	22-8706
	Project	Building Expansion	Date	5/3/2022
	Location	Newberg, OR 97132	Designed By	AC
	Size	117 x 90 x 14.8 x 14.1	Checked By	

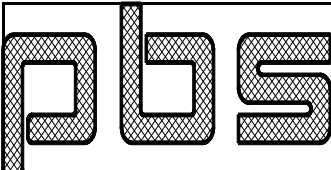
Col17	157	0.06	1.25
Col17	158	0.06	1.25
Col17	159	0.00	1.25
Col17	160	0.00	1.25
Col17	161	0.00	1.25
Col17	162	0.00	1.25
Col17	163	0.00	1.25
Col17	164	0.00	1.25
Col17	165	0.06	1.25
Col17	166	0.06	1.25
Col17	167	0.06	1.25
Col17	168	0.06	1.25
Col17	169	0.00	1.25
Col17	170	0.00	1.25
Col17	171	0.00	1.25
Col17	172	0.00	1.25
Col17	173	0.00	1.25
Col17	174	0.00	1.25
Col17	175	0.00	1.25
Col17	176	0.00	1.25
Col17	177	0.00	1.25
Col17	178	0.00	1.25
Col17	179	0.00	1.25
Col17	180	0.00	1.25
Col17	181	0.00	1.25
Col17	182	0.00	1.25
Col17	183	0.00	1.25
Col17	184	0.00	1.25
Col17	185	0.00	1.25
Col17	186	0.00	1.25
Col17	187	0.00	1.25
Col17	188	0.00	1.25
Col17	189	0.00	1.25
Col17	190	0.00	1.25
Col17	191	0.00	1.25
Col17	192	0.00	1.25
Col17	193	0.00	1.25

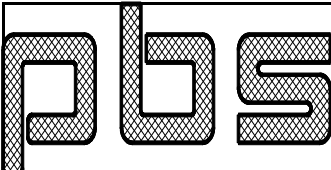
RAFTER DEFLECTIONS:

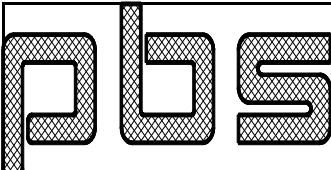
Id	Load	Deflection(in)	
	Id	Calc	Limit
Raf1	100	-0.33	1.19
Raf1	101	-0.12	1.19
Raf1	102	-0.38	1.19
Raf1	103	-0.38	1.19
Raf1	104	-0.38	1.19
Raf1	105	-0.28	1.19
Raf1	106	-0.31	1.19
Raf1	107	-0.31	1.19
Raf1	108	-0.31	1.19
Raf1	109	0.04	1.79
Raf1	110	0.00	2.01

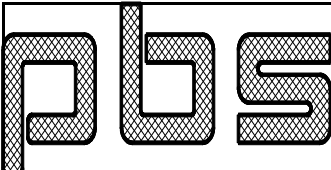
	Customer	Elbert Rentals		Job No	22-8706
	Project	Building Expansion		Date	5/3/2022
	Location	Newberg, OR 97132		Designed By	AC
	Size	117 x 90 x 14.8 x 14.1		Checked By	
Raf1	111	0.04	1.79		
Raf1	112	0.00	2.01		
Raf1	113	0.03	1.79		
Raf1	114	0.00	1.79		
Raf1	115	0.00	1.79		
Raf1	116	-0.03	1.79		
Raf1	117	-0.23	1.79		
Raf1	118	-0.26	1.79		
Raf1	119	-0.21	1.79		
Raf1	120	-0.24	1.79		
Raf1	121	-0.27	1.79		
Raf1	122	-0.30	1.79		
Raf1	123	-0.24	1.79		
Raf1	124	-0.27	1.79		
Raf1	125	-0.27	1.79		
Raf1	126	-0.30	1.79		
Raf1	127	-0.24	1.79		
Raf1	128	-0.27	1.79		
Raf1	129	-0.27	1.79		
Raf1	130	-0.30	1.79		
Raf1	131	-0.24	1.79		
Raf1	132	-0.27	1.79		
Raf1	133	0.06	1.79		
Raf1	134	0.02	1.79		
Raf1	135	0.06	1.79		
Raf1	136	0.02	1.79		
Raf1	137	0.06	1.79		
Raf1	138	0.02	1.79		
Raf1	139	0.03	1.79		
Raf1	140	-0.01	1.79		
Raf1	141	-0.14	1.19		
Raf1	142	-0.13	1.19		
Raf1	143	-0.29	1.19		
Raf1	144	-0.28	1.19		
Raf1	145	-0.33	1.19		
Raf1	146	-0.32	1.19		
Raf1	147	-0.33	1.19		
Raf1	148	-0.32	1.19		
Raf1	149	-0.33	1.19		
Raf1	150	-0.32	1.19		
Raf1	151	-0.03	1.19		
Raf1	152	-0.02	1.19		
Raf1	153	-0.40	1.19		
Raf1	154	-0.33	1.19		
Raf1	155	-0.26	1.79		
Raf1	156	-0.29	1.79		
Raf1	157	-0.29	1.79		
Raf1	158	-0.31	1.79		
Raf1	159	-0.34	1.19		
Raf1	160	-0.34	1.19		
Raf1	161	-0.34	1.19		
Raf1	162	-0.34	1.19		
Raf1	163	-0.19	1.19		
Raf1	164	-0.18	1.19		

	Customer	Elbert Rentals		Job No	22-8706
	Project	Building Expansion		Date	5/3/2022
	Location	Newberg, OR 97132		Designed By	AC
	Size	117 x 90 x 14.8 x 14.1		Checked By	
Raf1	165	-0.11	1.79		
Raf1	166	-0.13	1.79		
Raf1	167	-0.13	1.79		
Raf1	168	-0.16	1.79		
Raf1	169	-0.18	1.19		
Raf1	170	-0.18	1.19		
Raf1	171	-0.19	1.19		
Raf1	172	-0.18	1.19		
Raf1	173	0.06	1.79		
Raf1	174	0.02	1.79		
Raf1	175	0.03	1.79		
Raf1	176	-0.01	1.79		
Raf1	177	-0.03	1.19		
Raf1	178	-0.21	1.79		
Raf1	179	-0.24	1.79		
Raf1	180	-0.23	1.79		
Raf1	181	-0.26	1.79		
Raf1	182	-0.25	1.79		
Raf1	183	-0.25	1.79		
Raf1	184	-0.25	1.79		
Raf1	185	-0.27	1.79		
Raf1	186	-0.27	1.79		
Raf1	187	-0.27	1.79		
Raf1	188	-0.27	1.79		
Raf1	189	-0.27	1.79		
Raf1	190	-0.27	1.79		
Raf1	191	-0.30	1.79		
Raf1	192	-0.30	1.79		
Raf1	193	-0.30	1.79		
Raf2	100	-0.23	1.34		
Raf2	101	-0.09	1.34		
Raf2	102	-0.26	1.34		
Raf2	103	-0.26	1.34		
Raf2	104	-0.26	1.34		
Raf2	105	-0.19	1.34		
Raf2	106	-0.22	1.34		
Raf2	107	-0.22	1.34		
Raf2	108	-0.22	1.34		
Raf2	109	0.04	2.01		
Raf2	110	-0.02	2.01		
Raf2	111	0.04	2.01		
Raf2	112	-0.02	2.01		
Raf2	113	0.05	2.01		
Raf2	114	0.00	2.01		
Raf2	115	-0.04	2.01		
Raf2	116	-0.02	2.01		
Raf2	117	-0.19	2.01		
Raf2	118	-0.18	2.01		
Raf2	119	-0.14	2.01		
Raf2	120	-0.18	2.01		
Raf2	121	-0.22	2.01		
Raf2	122	-0.20	2.01		
Raf2	123	-0.16	2.01		
Raf2	124	-0.21	2.01		

	Customer	Elbert Rentals		Job No	22-8706
	Project	Building Expansion		Date	5/3/2022
	Location	Newberg, OR 97132		Designed By	AC
	Size	117 x 90 x 14.8 x 14.1		Checked By	
Raf2	125	-0.22	2.01		
Raf2	126	-0.20	2.01		
Raf2	127	-0.16	2.01		
Raf2	128	-0.21	2.01		
Raf2	129	-0.22	2.01		
Raf2	130	-0.20	2.01		
Raf2	131	-0.16	2.01		
Raf2	132	-0.21	2.01		
Raf2	133	0.05	2.01		
Raf2	134	0.02	2.01		
Raf2	135	0.05	2.01		
Raf2	136	0.02	2.01		
Raf2	137	0.06	2.01		
Raf2	138	0.02	2.01		
Raf2	139	0.04	2.01		
Raf2	140	-0.01	2.01		
Raf2	141	-0.10	1.34		
Raf2	142	-0.09	1.34		
Raf2	143	-0.20	1.34		
Raf2	144	-0.19	1.34		
Raf2	145	-0.23	1.34		
Raf2	146	-0.22	1.34		
Raf2	147	-0.23	1.34		
Raf2	148	-0.22	1.34		
Raf2	149	-0.23	1.34		
Raf2	150	-0.22	1.34		
Raf2	151	-0.03	1.34		
Raf2	152	-0.02	1.34		
Raf2	153	-0.46	1.34		
Raf2	154	-0.37	1.34		
Raf2	155	-0.36	2.01		
Raf2	156	-0.34	2.01		
Raf2	157	-0.37	2.01		
Raf2	158	-0.35	2.01		
Raf2	159	-0.37	1.34		
Raf2	160	-0.37	1.34		
Raf2	161	-0.38	1.34		
Raf2	162	-0.37	1.34		
Raf2	163	-0.15	1.34		
Raf2	164	-0.13	1.34		
Raf2	165	-0.07	2.01		
Raf2	166	-0.11	2.01		
Raf2	167	-0.09	2.01		
Raf2	168	-0.12	2.01		
Raf2	169	-0.14	1.34		
Raf2	170	-0.14	1.34		
Raf2	171	-0.14	1.34		
Raf2	172	-0.14	1.34		
Raf2	173	0.06	2.01		
Raf2	174	0.02	2.01		
Raf2	175	0.04	2.01		
Raf2	176	-0.01	2.01		
Raf2	177	-0.02	1.34		
Raf2	178	-0.18	2.01		

	Customer	Elbert Rentals		Job No	22-8706
	Project	Building Expansion		Date	5/3/2022
	Location	Newberg, OR 97132		Designed By	AC
	Size	117 x 90 x 14.8 x 14.1		Checked By	
Raf2	179	-0.16	2.01		
Raf2	180	-0.19	2.01		
Raf2	181	-0.18	2.01		
Raf2	182	-0.21	2.01		
Raf2	183	-0.21	2.01		
Raf2	184	-0.21	2.01		
Raf2	185	-0.19	2.01		
Raf2	186	-0.19	2.01		
Raf2	187	-0.19	2.01		
Raf2	188	-0.22	2.01		
Raf2	189	-0.22	2.01		
Raf2	190	-0.22	2.01		
Raf2	191	-0.20	2.01		
Raf2	192	-0.20	2.01		
Raf2	193	-0.20	2.01		
Raf3	100	-0.24	1.34		
Raf3	101	-0.09	1.34		
Raf3	102	-0.27	1.34		
Raf3	103	-0.27	1.34		
Raf3	104	-0.27	1.34		
Raf3	105	-0.20	1.34		
Raf3	106	-0.23	1.34		
Raf3	107	-0.23	1.34		
Raf3	108	-0.23	1.34		
Raf3	109	0.02	2.01		
Raf3	110	0.05	2.01		
Raf3	111	0.02	2.01		
Raf3	112	0.05	2.01		
Raf3	113	-0.01	2.01		
Raf3	114	-0.01	2.01		
Raf3	115	-0.02	2.01		
Raf3	116	-0.04	2.01		
Raf3	117	-0.18	2.01		
Raf3	118	-0.20	2.01		
Raf3	119	-0.18	2.01		
Raf3	120	-0.13	2.01		
Raf3	121	-0.21	2.01		
Raf3	122	-0.23	2.01		
Raf3	123	-0.21	2.01		
Raf3	124	-0.16	2.01		
Raf3	125	-0.21	2.01		
Raf3	126	-0.23	2.01		
Raf3	127	-0.21	2.01		
Raf3	128	-0.16	2.01		
Raf3	129	-0.21	2.01		
Raf3	130	-0.23	2.01		
Raf3	131	-0.21	2.01		
Raf3	132	-0.16	2.01		
Raf3	133	0.02	2.01		
Raf3	134	0.07	2.01		
Raf3	135	0.02	2.01		
Raf3	136	0.07	2.01		
Raf3	137	0.02	2.01		
Raf3	138	0.01	2.01		

	Customer	Elbert Rentals		Job No	22-8706
	Project	Building Expansion		Date	5/3/2022
	Location	Newberg, OR 97132		Designed By	AC
	Size	117 x 90 x 14.8 x 14.1		Checked By	
Raf3	139	-0.01	2.01		
Raf3	140	-0.02	2.01		
Raf3	141	-0.09	1.34		
Raf3	142	-0.11	1.34		
Raf3	143	-0.20	1.34		
Raf3	144	-0.21	1.34		
Raf3	145	-0.23	1.34		
Raf3	146	-0.24	1.34		
Raf3	147	-0.23	1.34		
Raf3	148	-0.24	1.34		
Raf3	149	-0.23	1.34		
Raf3	150	-0.24	1.34		
Raf3	151	-0.01	1.34		
Raf3	152	-0.03	1.34		
Raf3	153	-0.22	1.34		
Raf3	154	-0.17	1.34		
Raf3	155	-0.17	2.01		
Raf3	156	-0.16	2.01		
Raf3	157	-0.17	2.01		
Raf3	158	-0.16	2.01		
Raf3	159	-0.17	1.34		
Raf3	160	-0.17	1.34		
Raf3	161	-0.18	1.34		
Raf3	162	-0.17	1.34		
Raf3	163	-0.45	1.34		
Raf3	164	-0.36	1.34		
Raf3	165	-0.33	2.01		
Raf3	166	-0.34	2.01		
Raf3	167	-0.35	2.01		
Raf3	168	-0.36	2.01		
Raf3	169	-0.37	1.34		
Raf3	170	-0.37	1.34		
Raf3	171	-0.36	1.34		
Raf3	172	-0.37	1.34		
Raf3	173	0.02	2.01		
Raf3	174	0.01	2.01		
Raf3	175	-0.01	2.01		
Raf3	176	-0.02	2.01		
Raf3	177	-0.02	1.34		
Raf3	178	-0.16	2.01		
Raf3	179	-0.18	2.01		
Raf3	180	-0.18	2.01		
Raf3	181	-0.20	2.01		
Raf3	182	-0.19	2.01		
Raf3	183	-0.19	2.01		
Raf3	184	-0.19	2.01		
Raf3	185	-0.21	2.01		
Raf3	186	-0.21	2.01		
Raf3	187	-0.21	2.01		
Raf3	188	-0.21	2.01		
Raf3	189	-0.21	2.01		
Raf3	190	-0.21	2.01		
Raf3	191	-0.23	2.01		
Raf3	192	-0.23	2.01		

	Customer	Elbert Rentals		Job No	22-8706
	Project	Building Expansion		Date	5/3/2022
	Location	Newberg, OR 97132		Designed By	AC
	Size	117 x 90 x 14.8 x 14.1		Checked By	
Raf3	193	-0.23	2.01		
Raf4	100	-0.33	1.19		
Raf4	101	-0.12	1.19		
Raf4	102	-0.38	1.19		
Raf4	103	-0.38	1.19		
Raf4	104	-0.38	1.19		
Raf4	105	-0.28	1.19		
Raf4	106	-0.31	1.19		
Raf4	107	-0.31	1.19		
Raf4	108	-0.31	1.19		
Raf4	109	0.00	2.01		
Raf4	110	0.04	1.79		
Raf4	111	0.00	2.01		
Raf4	112	0.04	1.79		
Raf4	113	0.00	1.79		
Raf4	114	0.04	2.01		
Raf4	115	-0.03	1.79		
Raf4	116	0.02	2.01		
Raf4	117	-0.26	1.79		
Raf4	118	-0.23	1.79		
Raf4	119	-0.24	1.79		
Raf4	120	-0.20	1.79		
Raf4	121	-0.30	1.79		
Raf4	122	-0.27	1.79		
Raf4	123	-0.27	1.79		
Raf4	124	-0.24	1.79		
Raf4	125	-0.30	1.79		
Raf4	126	-0.27	1.79		
Raf4	127	-0.27	1.79		
Raf4	128	-0.24	1.79		
Raf4	129	-0.30	1.79		
Raf4	130	-0.27	1.79		
Raf4	131	-0.27	1.79		
Raf4	132	-0.24	1.79		
Raf4	133	0.02	1.79		
Raf4	134	0.06	1.79		
Raf4	135	0.02	1.79		
Raf4	136	0.06	1.79		
Raf4	137	0.02	1.79		
Raf4	138	0.06	1.79		
Raf4	139	-0.01	1.79		
Raf4	140	0.04	2.01		
Raf4	141	-0.13	1.19		
Raf4	142	-0.14	1.19		
Raf4	143	-0.28	1.19		
Raf4	144	-0.29	1.19		
Raf4	145	-0.32	1.19		
Raf4	146	-0.33	1.19		
Raf4	147	-0.32	1.19		
Raf4	148	-0.33	1.19		
Raf4	149	-0.32	1.19		
Raf4	150	-0.33	1.19		
Raf4	151	-0.02	1.19		
Raf4	152	-0.03	1.19		

PLS	Customer	Elbert Rentals	Job No	22-8706
	Project	Building Expansion	Date	5/3/2022
	Location	Newberg, OR 97132	Designed By	AC
	Size	117 x 90 x 14.8 x 14.1	Checked By	

Raf4	153	-0.19	1.19
Raf4	154	-0.17	1.19
Raf4	155	-0.13	1.79
Raf4	156	-0.11	1.79
Raf4	157	-0.16	1.79
Raf4	158	-0.13	1.79
Raf4	159	-0.18	1.19
Raf4	160	-0.18	1.19
Raf4	161	-0.18	1.19
Raf4	162	-0.19	1.19
Raf4	163	-0.39	1.19
Raf4	164	-0.33	1.19
Raf4	165	-0.28	1.79
Raf4	166	-0.26	1.79
Raf4	167	-0.31	1.79
Raf4	168	-0.28	1.79
Raf4	169	-0.33	1.19
Raf4	170	-0.33	1.19
Raf4	171	-0.33	1.19
Raf4	172	-0.34	1.19
Raf4	173	0.02	1.79
Raf4	174	0.06	1.79
Raf4	175	-0.01	1.79
Raf4	176	0.04	2.01
Raf4	177	-0.03	1.19
Raf4	178	-0.23	1.79
Raf4	179	-0.21	1.79
Raf4	180	-0.26	1.79
Raf4	181	-0.23	1.79
Raf4	182	-0.27	1.79
Raf4	183	-0.27	1.79
Raf4	184	-0.27	1.79
Raf4	185	-0.25	1.79
Raf4	186	-0.25	1.79
Raf4	187	-0.25	1.79
Raf4	188	-0.30	1.79
Raf4	189	-0.30	1.79
Raf4	190	-0.30	1.79
Raf4	191	-0.27	1.79
Raf4	192	-0.27	1.79
Raf4	193	-0.27	1.79

UNBRACED LENGTH:

Id	Major (ft)	--Minor (ft)--		----KL/R----	
		Bend	Axial	Major	Minor
Col1	13.1	4.0	4.0	49	57
Col2	14.6	14.6	4.0	55	57
Col3	16.3	8.3	4.0	61	57
Col4	17.4	9.4	4.0	65	57
Col5	15.7	8.0	4.0	58	57
Col6	14.0	14.0	4.0	52	57
Col7	12.5	4.0	4.0	46	57

PLS	Customer	Elbert Rentals	Job No	22-8706
	Project	Building Expansion	Date	5/3/2022
	Location	Newberg, OR 97132	Designed By	AC
	Size	117 x 90 x 14.8 x 14.1	Checked By	

```

-----
Raf1      20.1    3.9    3.9    62    59
Raf2      20.1    3.9    3.9    62    59
Raf3      20.1    3.8    3.8    62    58
Raf4      20.1    3.8    3.8    62    58

```

LOAD COMBINATIONS:

Strength Combinations

- 1 - Dead+Collateral+Live
- 2 - Dead+Collateral
- 3 - Dead+Collateral+Snow
- 4 - Dead+Collateral+Snow+Snow_Drift
- 5 - Dead+Collateral+Snow+Slide_Snow
- 6 - Dead+Collateral+0.75Live
- 7 - Dead+Collateral+0.75Snow
- 8 - Dead+Collateral+0.75Snow+0.75Snow_Drift
- 9 - Dead+Collateral+0.75Snow+0.75Slide_Snow
- 10 - Dead+0.6Wind_Pressure+0.6Wind_Long1
- 11 - Dead+0.6Wind_Pressure+0.6Wind_Long2
- 12 - Dead+0.6Wind_Suction+0.6Wind_Long1
- 13 - Dead+0.6Wind_Suction+0.6Wind_Long2
- 14 - Dead+0.6Wind_Left1+0.6Wind_Suction
- 15 - Dead+0.6Wind_Right1+0.6Wind_Suction
- 16 - Dead+0.6Wind_Left2+0.6Wind_Suction
- 17 - Dead+0.6Wind_Right2+0.6Wind_Suction
- 18 - Dead+Collateral+0.75Live+0.45Wind_Left2+0.45Wind_Suction
- 19 - Dead+Collateral+0.75Live+0.45Wind_Right2+0.45Wind_Suction
- 20 - Dead+Collateral+0.75Live+0.45Wind_Suction+0.45Wind_Long1
- 21 - Dead+Collateral+0.75Live+0.45Wind_Suction+0.45Wind_Long2
- 22 - Dead+Collateral+0.75Snow+0.45Wind_Left2+0.45Wind_Suction
- 23 - Dead+Collateral+0.75Snow+0.45Wind_Right2+0.45Wind_Suction
- 24 - Dead+Collateral+0.75Snow+0.45Wind_Suction+0.45Wind_Long1
- 25 - Dead+Collateral+0.75Snow+0.45Wind_Suction+0.45Wind_Long2
- 26 - Dead+Collateral+0.75Snow+0.45Wind_Left2+0.45Wind_Suction+0.75Snow_Drift
- 27 - Dead+Collateral+0.75Snow+0.45Wind_Right2+0.45Wind_Suction+0.75Snow_Drift
- 28 - Dead+Collateral+0.75Snow+0.45Wind_Suction+0.45Wind_Long1+0.75Snow_Drift
- 29 - Dead+Collateral+0.75Snow+0.45Wind_Suction+0.45Wind_Long2+0.75Snow_Drift
- 30 - Dead+Collateral+0.75Snow+0.45Wind_Left2+0.45Wind_Suction+0.75Slide_Snow
- 31 - Dead+Collateral+0.75Snow+0.45Wind_Right2+0.45Wind_Suction+0.75Slide_Snow
- 32 - Dead+Collateral+0.75Snow+0.45Wind_Suction+0.45Wind_Long1+0.75Slide_Snow
- 33 - Dead+Collateral+0.75Snow+0.45Wind_Suction+0.45Wind_Long2+0.75Slide_Snow
- 34 - 0.6Dead+0.6Wind_Pressure+0.6Wind_Long1
- 35 - 0.6Dead+0.6Wind_Pressure+0.6Wind_Long2
- 36 - 0.6Dead+0.6Wind_Suction+0.6Wind_Long1
- 37 - 0.6Dead+0.6Wind_Suction+0.6Wind_Long2
- 38 - 0.6Dead+0.6Wind_Left1+0.6Wind_Suction
- 39 - 0.6Dead+0.6Wind_Right1+0.6Wind_Suction
- 40 - 0.6Dead+0.6Wind_Left2+0.6Wind_Suction
- 41 - 0.6Dead+0.6Wind_Right2+0.6Wind_Suction
- 42 - 1.1Dead+1.1Collateral+0.7Seismic_L
- 43 - 1.1Dead+1.1Collateral+0.7Seismic_R

PLS	Customer	Elbert Rentals	Job No	22-8706
	Project	Building Expansion	Date	5/3/2022
	Location	Newberg, OR 97132	Designed By	AC
	Size	117 x 90 x 14.8 x 14.1	Checked By	

44 - 1.07Dead+1.07Collateral+0.75Live+0.53Seismic_L
 45 - 1.07Dead+1.07Collateral+0.75Live+0.53Seismic_R
 46 - 1.07Dead+1.07Collateral+0.53Seismic_L
 47 - 1.07Dead+1.07Collateral+0.53Seismic_R
 48 - Dead/2+0.7Seismic_L
 49 - Dead/2+0.7Seismic_R
 50 - Dead+Collateral+E1UNB_SL_L
 51 - Dead+Collateral+0.75E1UNB_SL_L
 52 - Dead+Collateral+0.45Wind_Left1+0.45Wind_Suction+0.75E1UNB_SL_L
 53 - Dead+Collateral+0.45Wind_Right1+0.45Wind_Suction+0.75E1UNB_SL_L
 54 - Dead+Collateral+0.45Wind_Left2+0.45Wind_Suction+0.75E1UNB_SL_L
 55 - Dead+Collateral+0.45Wind_Right2+0.45Wind_Suction+0.75E1UNB_SL_L
 56 - 1.07Dead+1.07Collateral+0.52Seismic_Long+0.75E1UNB_SL_L
 57 - 1.07Dead+1.07Collateral-0.52Seismic_Long+0.75E1UNB_SL_L
 58 - 1.07Dead+1.07Collateral+0.52Seismic_L+0.75E1UNB_SL_L
 59 - 1.07Dead+1.07Collateral+0.52Seismic_R+0.75E1UNB_SL_L
 60 - Dead+Collateral+E1UNB_SL_R
 61 - Dead+Collateral+0.75E1UNB_SL_R
 62 - Dead+Collateral+0.45Wind_Left1+0.45Wind_Suction+0.75E1UNB_SL_R
 63 - Dead+Collateral+0.45Wind_Right1+0.45Wind_Suction+0.75E1UNB_SL_R
 64 - Dead+Collateral+0.45Wind_Left2+0.45Wind_Suction+0.75E1UNB_SL_R
 65 - Dead+Collateral+0.45Wind_Right2+0.45Wind_Suction+0.75E1UNB_SL_R
 66 - 1.07Dead+1.07Collateral+0.52Seismic_Long+0.75E1UNB_SL_R
 67 - 1.07Dead+1.07Collateral-0.52Seismic_Long+0.75E1UNB_SL_R
 68 - 1.07Dead+1.07Collateral+0.52Seismic_L+0.75E1UNB_SL_R
 69 - 1.07Dead+1.07Collateral+0.52Seismic_R+0.75E1UNB_SL_R
 70 - 0.6Dead+0.6Wind_Left1
 71 - 0.6Dead+0.6Wind_Right1
 72 - 0.6Dead+0.6Wind_Left2
 73 - 0.6Dead+0.6Wind_Right2
 74 - 0.6Dead+0.6Wind_Long1
 75 - 0.6Dead+0.6Wind_Long2
 76 - Dead+Collateral+0.75Live+0.45Wind_Left1
 77 - Dead+Collateral+0.75Live+0.45Wind_Right1
 78 - Dead+Collateral+0.75Live+0.45Wind_Left2
 79 - Dead+Collateral+0.75Live+0.45Wind_Right2
 80 - Dead+Collateral+0.75Live+0.45Wind_Long1
 81 - Dead+Collateral+0.75Live+0.45Wind_Long2
 82 - Dead+Collateral+0.75Snow+0.45Wind_Left1
 83 - Dead+Collateral+0.75Snow+0.45Wind_Left1+0.75Snow_Drift
 84 - Dead+Collateral+0.75Snow+0.45Wind_Left1+0.75Slide_Snow
 85 - Dead+Collateral+0.75Snow+0.45Wind_Right1
 86 - Dead+Collateral+0.75Snow+0.45Wind_Right1+0.75Snow_Drift
 87 - Dead+Collateral+0.75Snow+0.45Wind_Right1+0.75Slide_Snow
 88 - Dead+Collateral+0.75Snow+0.45Wind_Left2
 89 - Dead+Collateral+0.75Snow+0.45Wind_Left2+0.75Snow_Drift
 90 - Dead+Collateral+0.75Snow+0.45Wind_Left2+0.75Slide_Snow
 91 - Dead+Collateral+0.75Snow+0.45Wind_Right2
 92 - Dead+Collateral+0.75Snow+0.45Wind_Right2+0.75Snow_Drift
 93 - Dead+Collateral+0.75Snow+0.45Wind_Right2+0.75Slide_Snow
 94 - Dead+Collateral+0.75Snow+0.45Wind_Long1
 95 - Dead+Collateral+0.75Snow+0.45Wind_Long2
 96 - Dead+Collateral+0.75Snow+0.45Wind_Long1+0.75Snow_Drift
 97 - Dead+Collateral+0.75Snow+0.45Wind_Long2+0.75Snow_Drift

PLS	Customer	Elbert Rentals	Job No	22-8706
	Project	Building Expansion	Date	5/3/2022
	Location	Newberg, OR 97132	Designed By	AC
	Size	117 x 90 x 14.8 x 14.1	Checked By	
98 - Dead+Collateral+0.75Snow+0.45Wind_Long1+0.75Slide_Snow				
99 - Dead+Collateral+0.75Snow+0.45Wind_Long2+0.75Slide_Snow				
Deflection Combinations				
100 - Dead+Collateral+Live				
101 - Dead+Collateral				
102 - Dead+Collateral+Snow				
103 - Dead+Collateral+Snow+Snow_Drift				
104 - Dead+Collateral+Snow+Slide_Snow				
105 - Dead+Collateral+0.75Live				
106 - Dead+Collateral+0.75Snow				
107 - Dead+Collateral+0.75Snow+0.75Snow_Drift				
108 - Dead+Collateral+0.75Snow+0.75Slide_Snow				
109 - Dead+0.48Wind_Pressure+0.48Wind_Long1				
110 - Dead+0.48Wind_Pressure+0.48Wind_Long2				
111 - Dead+0.48Wind_Suction+0.48Wind_Long1				
112 - Dead+0.48Wind_Suction+0.48Wind_Long2				
113 - Dead+0.48Wind_Left1+0.48Wind_Suction				
114 - Dead+0.48Wind_Right1+0.48Wind_Suction				
115 - Dead+0.48Wind_Left2+0.48Wind_Suction				
116 - Dead+0.48Wind_Right2+0.48Wind_Suction				
117 - Dead+Collateral+0.75Live+0.36Wind_Left2+0.36Wind_Suction				
118 - Dead+Collateral+0.75Live+0.36Wind_Right2+0.36Wind_Suction				
119 - Dead+Collateral+0.75Live+0.36Wind_Suction+0.36Wind_Long1				
120 - Dead+Collateral+0.75Live+0.36Wind_Suction+0.36Wind_Long2				
121 - Dead+Collateral+0.75Snow+0.36Wind_Left2+0.36Wind_Suction				
122 - Dead+Collateral+0.75Snow+0.36Wind_Right2+0.36Wind_Suction				
123 - Dead+Collateral+0.75Snow+0.36Wind_Suction+0.36Wind_Long1				
124 - Dead+Collateral+0.75Snow+0.36Wind_Suction+0.36Wind_Long2				
125 - Dead+Collateral+0.75Snow+0.36Wind_Left2+0.36Wind_Suction+0.75Snow_Drift				
126 - Dead+Collateral+0.75Snow+0.36Wind_Right2+0.36Wind_Suction+0.75Snow_Drift				
127 - Dead+Collateral+0.75Snow+0.36Wind_Suction+0.36Wind_Long1+0.75Snow_Drift				
128 - Dead+Collateral+0.75Snow+0.36Wind_Suction+0.36Wind_Long2+0.75Snow_Drift				
129 - Dead+Collateral+0.75Snow+0.36Wind_Left2+0.36Wind_Suction+0.75Slide_Snow				
130 - Dead+Collateral+0.75Snow+0.36Wind_Right2+0.36Wind_Suction+0.75Slide_Snow				
131 - Dead+Collateral+0.75Snow+0.36Wind_Suction+0.36Wind_Long1+0.75Slide_Snow				
132 - Dead+Collateral+0.75Snow+0.36Wind_Suction+0.36Wind_Long2+0.75Slide_Snow				
133 - 0.6Dead+0.48Wind_Pressure+0.48Wind_Long1				
134 - 0.6Dead+0.48Wind_Pressure+0.48Wind_Long2				
135 - 0.6Dead+0.48Wind_Suction+0.48Wind_Long1				
136 - 0.6Dead+0.48Wind_Suction+0.48Wind_Long2				
137 - 0.6Dead+0.48Wind_Left1+0.48Wind_Suction				
138 - 0.6Dead+0.48Wind_Right1+0.48Wind_Suction				
139 - 0.6Dead+0.48Wind_Left2+0.48Wind_Suction				
140 - 0.6Dead+0.48Wind_Right2+0.48Wind_Suction				
141 - 1.1Dead+1.1Collateral+0.7Seismic_L				
142 - 1.1Dead+1.1Collateral+0.7Seismic_R				
143 - 1.07Dead+1.07Collateral+0.75Live+0.53Seismic_L				
144 - 1.07Dead+1.07Collateral+0.75Live+0.53Seismic_R				
145 - 1.07Dead+1.07Collateral+0.75Snow+0.53Seismic_L				
146 - 1.07Dead+1.07Collateral+0.75Snow+0.53Seismic_R				
147 - 1.07Dead+1.07Collateral+0.75Snow+0.53Seismic_L+0.75Snow_Drift				
148 - 1.07Dead+1.07Collateral+0.75Snow+0.53Seismic_R+0.75Snow_Drift				
149 - 1.07Dead+1.07Collateral+0.75Snow+0.53Seismic_L+0.75Slide_Snow				
150 - 1.07Dead+1.07Collateral+0.75Snow+0.53Seismic_R+0.75Slide_Snow				

PLS	Customer	Elbert Rentals	Job No	22-8706
	Project	Building Expansion	Date	5/3/2022
	Location	Newberg, OR 97132	Designed By	AC
	Size	117 x 90 x 14.8 x 14.1	Checked By	

151 - Dead/2+0.7Seismic_L
 152 - Dead/2+0.7Seismic_R
 153 - Dead+Collateral+E1UNB_SL_L
 154 - Dead+Collateral+0.75E1UNB_SL_L
 155 - Dead+Collateral+0.36Wind_Left1+0.36Wind_Suction+0.75E1UNB_SL_L
 156 - Dead+Collateral+0.36Wind_Right1+0.36Wind_Suction+0.75E1UNB_SL_L
 157 - Dead+Collateral+0.36Wind_Left2+0.36Wind_Suction+0.75E1UNB_SL_L
 158 - Dead+Collateral+0.36Wind_Right2+0.36Wind_Suction+0.75E1UNB_SL_L
 159 - 1.07Dead+1.07Collateral+0.52Seismic_Long+0.75E1UNB_SL_L
 160 - 1.07Dead+1.07Collateral-0.52Seismic_Long+0.75E1UNB_SL_L
 161 - 1.07Dead+1.07Collateral+0.52Seismic_L+0.75E1UNB_SL_L
 162 - 1.07Dead+1.07Collateral+0.52Seismic_R+0.75E1UNB_SL_L
 163 - Dead+Collateral+E1UNB_SL_R
 164 - Dead+Collateral+0.75E1UNB_SL_R
 165 - Dead+Collateral+0.36Wind_Left1+0.36Wind_Suction+0.75E1UNB_SL_R
 166 - Dead+Collateral+0.36Wind_Right1+0.36Wind_Suction+0.75E1UNB_SL_R
 167 - Dead+Collateral+0.36Wind_Left2+0.36Wind_Suction+0.75E1UNB_SL_R
 168 - Dead+Collateral+0.36Wind_Right2+0.36Wind_Suction+0.75E1UNB_SL_R
 169 - 1.07Dead+1.07Collateral+0.52Seismic_Long+0.75E1UNB_SL_R
 170 - 1.07Dead+1.07Collateral-0.52Seismic_Long+0.75E1UNB_SL_R
 171 - 1.07Dead+1.07Collateral+0.52Seismic_L+0.75E1UNB_SL_R
 172 - 1.07Dead+1.07Collateral+0.52Seismic_R+0.75E1UNB_SL_R
 173 - 0.6Dead+0.48Wind_Left1
 174 - 0.6Dead+0.48Wind_Right1
 175 - 0.6Dead+0.48Wind_Left2
 176 - 0.6Dead+0.48Wind_Right2
 177 - 0.6Dead
 178 - Dead+Collateral+0.75Live+0.36Wind_Left1
 179 - Dead+Collateral+0.75Live+0.36Wind_Right1
 180 - Dead+Collateral+0.75Live+0.36Wind_Left2
 181 - Dead+Collateral+0.75Live+0.36Wind_Right2
 182 - Dead+Collateral+0.75Snow+0.36Wind_Left1
 183 - Dead+Collateral+0.75Snow+0.36Wind_Left1+0.75Snow_Drift
 184 - Dead+Collateral+0.75Snow+0.36Wind_Left1+0.75Slide_Snow
 185 - Dead+Collateral+0.75Snow+0.36Wind_Right1
 186 - Dead+Collateral+0.75Snow+0.36Wind_Right1+0.75Snow_Drift
 187 - Dead+Collateral+0.75Snow+0.36Wind_Right1+0.75Slide_Snow
 188 - Dead+Collateral+0.75Snow+0.36Wind_Left2
 189 - Dead+Collateral+0.75Snow+0.36Wind_Left2+0.75Snow_Drift
 190 - Dead+Collateral+0.75Snow+0.36Wind_Left2+0.75Slide_Snow
 191 - Dead+Collateral+0.75Snow+0.36Wind_Right2
 192 - Dead+Collateral+0.75Snow+0.36Wind_Right2+0.75Snow_Drift
 193 - Dead+Collateral+0.75Snow+0.36Wind_Right2+0.75Slide_Snow

22-8706

Wall 1 - Column Flange Brace

4/29/22 3:58pm

COLUMN FLANGE BRACES:

Id	Column Side	Part	Brace_At Girt_Id
Col3	R	L2X2X1/8	2

PLS	Customer	Elbert Rentals	Job No	22-8706
	Project	Building Expansion	Date	5/3/2022
	Location	Newberg, OR 97132	Designed By	AC
	Size	117 x 90 x 14.8 x 14.1	Checked By	

Col4 R L2X2X1/8 2
Col5 L L2X2X1/8 2

22-8706 Wall 1 - Rafter Splice Design 4/29/22 3:58pm

DESIGN CONSTANTS:

Plate Yield = 50.00(ksi)
Bolt Type = A325
Bolt Shear Stress = 27.00(ksi)
Bolt Tension Stress = 45.00(ksi)

PLATE SIZE:

Id	Type	-Surface- Rafter		---Plate---		-----Bolts-----						
		Id	Locate	Depth	Width	Thick	Dia	Gage	RowT	SpaceT	RowB	SpaceB
Spl1	M	2	19.6	9.87	6.00	0.375	0.750	3.50	2	4.00	2	4.00
Spl2	FF	3	0.0	9.87	6.00	0.375	0.750	3.50	1	0.00	1	0.00
Spl3	M	3	22.6	9.87	6.00	0.375	0.750	3.50	2	4.00	2	4.00

PLATE REACTIONS:

Id	Side	Load			
		Id	Axial (k)	Shear (k)	Moment (f-k)
Spl1	Top	3	0.52	5.27	15.19
	Bot	38	0.28	1.27	-3.68
Spl2	Top	60	0.17	2.41	5.40
	Bot	35	1.47	0.46	-1.44
Spl3	Top	60	0.46	5.84	14.78
	Bot	35	1.21	1.24	-3.20

WELDS:

Id	-Top_Flange_To_Plate-				-Bot_Flange_To_Plate-				-----Web_To_Plate-----			
	Size	Typ	Calc	Limit	Size	Typ	Calc	Limit	Size	Typ	Calc	Limit
Spl1	0.188	F2	2.44	3.89	0.188	F2	0.59	3.89	0.125	F1	0.56	1.86
Spl2	0.188	F1	1.73	3.89	0.188	F1	0.46	3.89	0.125	F1	0.26	1.86
Spl3	0.188	F2	2.37	3.89	0.188	F2	0.51	3.89	0.125	F1	0.62	1.86

LOAD COMBINATIONS:

3 - Dead+Collateral+Snow
35 - 0.6Dead+0.6Wind_Pressure+0.6Wind_Long2
38 - 0.6Dead+0.6Wind_Left1+0.6Wind_Suction
60 - Dead+Collateral+E1UNB_SL_R

22-8706 Wall 1 - Base Plate Design 4/29/22 3:58pm

PLS	Customer	Elbert Rentals	Job No	22-8706
	Project	Building Expansion	Date	5/3/2022
	Location	Newberg, OR 97132	Designed By	AC
	Size	117 x 90 x 14.8 x 14.1	Checked By	

DESIGN CONSTANTS:

 Base Plate Yield = 50.00(ksi)
 Concrete Bearing = 0.88(ksi)
 Bolt Type = A36
 Bolt Shear Stress = 11.60(ksi)
 Bolt Tension Stress = 21.75(ksi)

BASE SIZE:

Id	-----Base (in)-----			--Plate_Size (in)--			-----Bolts (in)-----				Req Thick	Req Dia
	Type	Depth	Elev	Width	Thick	Length	Dia	Row	Space	Gage		
Col1	S3	7.89	0.0	6.00	0.375	8.50	0.750	2	4.00	4.00	0.125	0.164
Col2	S3	7.89	0.0	6.00	0.375	8.50	0.750	2	4.00	4.00	0.235	0.278
Col3	S3	7.89	0.0	6.00	0.375	8.50	0.750	2	4.00	4.00	0.207	0.278
Col4	S3	7.89	0.0	6.00	0.375	8.50	0.750	2	4.00	4.00	0.175	0.215
Col5	S3	7.89	0.0	6.00	0.375	8.50	0.750	2	4.00	4.00	0.212	0.278
Col6	S3	7.89	0.0	6.00	0.375	8.50	0.750	2	4.00	4.00	0.235	0.278
Col7	S3	7.89	0.0	6.00	0.375	8.50	0.750	2	4.00	4.00	0.125	0.160

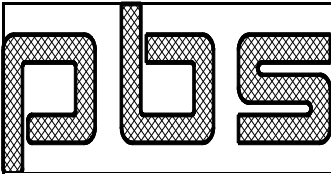
S3 - Welded Plate

BASE REACTIONS:

Id	--Max_Comp- Load Fy(k)		Max_Tension+Shear Tens Shear			-Max_Shear- Load Fx(k)		Max_Shear+Tension Shear Tens		
	Load	Fy(k)	Load	Fy(k)	Fx(k)	Load	Fx(k)	Load	Fx(k)	Fy(k)
Col1	50	4.51	36	-0.96	1.01	12	1.01	36	1.01	-0.96
Col2	3	12.40	38	-3.42	1.59	42	2.91	48	2.91	-1.37
Col3	50	13.54	36	-2.65	1.64	49	2.91	49	2.91	-1.61
Col4	3	11.90	37	-1.82	1.74	12	1.74	37	1.74	-1.82
Col5	60	12.46	37	-2.76	1.58	42	2.91	48	2.91	-1.52
Col6	3	12.40	39	-3.40	1.55	49	2.91	49	2.91	-1.28
Col7	60	4.49	37	-0.97	0.96	12	0.96	37	0.96	-0.97

WELDS:

Id	-Top_Flange_To_Plate- Shear(k/in)				-Bot_Flange_To_Plate- Shear(k/in)				-----Web_To_Plate----- Shear(k/in)			
	Size	Typ	Calc	Limit	Size	Typ	Calc	Limit	Size	Typ	Calc	Limit
Col1	0.125	F1	0.12	1.86	0.125	F1	0.12	1.86	0.125	F1	0.14	1.86
Col2	0.125	F1	0.43	1.86	0.125	F1	0.43	1.86	0.125	F1	0.39	1.86
Col3	0.125	F1	0.34	1.86	0.125	F1	0.34	1.86	0.125	F1	0.39	1.86
Col4	0.125	F1	0.23	1.86	0.125	F1	0.23	1.86	0.125	F1	0.23	1.86
Col5	0.125	F1	0.35	1.86	0.125	F1	0.35	1.86	0.125	F1	0.39	1.86
Col6	0.125	F1	0.43	1.86	0.125	F1	0.43	1.86	0.125	F1	0.39	1.86



Customer	Elbert Rentals	Job No	22-8706
Project	Building Expansion	Date	5/3/2022
Location	Newberg, OR 97132	Designed By	AC
Size	117 x 90 x 14.8 x 14.1	Checked By	

Col7 0.125 F1 0.12 1.86 0.125 F1 0.12 1.86 0.125 F1 0.13 1.86

LOAD COMBINATIONS:

-
- 3 - Dead+Collateral+Snow
 - 12 - Dead+0.6Wind_Suction+0.6Wind_Long1
 - 36 - 0.6Dead+0.6Wind_Suction+0.6Wind_Long1
 - 37 - 0.6Dead+0.6Wind_Suction+0.6Wind_Long2
 - 38 - 0.6Dead+0.6Wind_Left1+0.6Wind_Suction
 - 39 - 0.6Dead+0.6Wind_Right1+0.6Wind_Suction
 - 42 - 1.1Dead+1.1Collateral+0.7Seismic_L
 - 48 - Dead/2+0.7Seismic_L
 - 49 - Dead/2+0.7Seismic_R
 - 50 - Dead+Collateral+E1UNB_SL_L
 - 60 - Dead+Collateral+E1UNB_SL_R

=====

22-8706 Wall 1 - Bypass Girt Layout 4/29/22 3:58pm

=====

GIRT LAYOUT:

Locate	Des Bay Id	Part	Bay_Offset		Design Length	---Extend--		Weight	----Max_Load----			
			Start	End		Left	Right		Id	UC	Report	Rot
4.00	1	1 8Z16	0.00	18.50	18.17	0.00	1.00	55.2	WS	0.29	Mom+Shr	D
		2 8Z16	0.00	20.00	20.00	1.00	1.00	63.4	WS	0.29	Mom+Shr	D
		3 8Z16	0.00	20.00	20.00	1.00	1.00	63.4	WS	0.26	Mom+Shr	D
		4 8Z16	0.00	20.00	20.00	1.00	1.00	63.4	WS	0.26	Mom+Shr	D
		5 8Z16	0.00	20.00	20.00	1.00	1.00	63.4	WS	0.29	Mom+Shr	D
		6 8Z16	0.00	18.50	18.17	1.00	0.00	55.2	WS	0.29	Mom+Shr	D
8.00	2	1 8Z16	0.00	18.50	18.17	0.00	1.00	55.2	WS	0.29	Mom+Shr	D
		2 8Z16	0.00	20.00	20.00	1.00	1.00	63.4	WS	0.29	Mom+Shr	D
		3 8Z16	0.00	20.00	20.00	1.00	1.00	63.4	WS	0.26	Mom+Shr	D
		4 8Z16	0.00	20.00	20.00	1.00	1.00	63.4	WS	0.26	Mom+Shr	D
		5 8Z16	0.00	20.00	20.00	1.00	1.00	63.4	WS	0.29	Mom+Shr	D
		6 8Z16	0.00	18.50	18.17	1.00	0.00	55.2	WS	0.29	Mom+Shr	D
12.00	3	1 8Z16	0.00	18.50	18.17	0.00	1.00	55.2	WS	0.34	Mom+Shr	D
		2 8Z16	0.00	20.00	20.00	1.00	1.00	63.4	WS	0.33	Mom+Shr	D
		3 8Z16	0.00	20.00	20.00	1.00	1.00	63.4	WS	0.28	Mom+Shr	D
		4 8Z16	0.00	20.00	20.00	1.00	1.00	63.4	WS	0.27	Mom+Shr	D
		5 8Z16	0.00	20.00	20.00	1.00	1.00	63.4	WS	0.31	Mom+Shr	D
		6 8Z16	0.00	18.50	18.17	1.00	0.00	55.2	WS	0.31	Mom+Shr	D
16.00	4	3 8Z16	0.00	20.00	20.00	0.00	1.00	60.5	WP	0.35	Moment	D
		4 8Z16	0.00	20.00	20.00	1.00	0.00	60.5	WP	0.35	Moment	D

WP - 0.6Wind_Pressure
WS - 0.6Wind_Suction

PLS	Customer	Elbert Rentals	Job No	22-8706
	Project	Building Expansion	Date	5/3/2022
	Location	Newberg, OR 97132	Designed By	AC
	Size	117 x 90 x 14.8 x 14.1	Checked By	

GIRT INSIDE FLANGE BRACE:

No. Brace/Bay

1 2 3 4 5 6

2 2 2 2 2 2

```
=====
22-8706          Wall 1 - Girt Design 1 (Locate 4.00)      4/29/22  3:58pm
=====
```

GIRT LAYOUT:

Bay Id	Part	Locate	Design Length	--Lap(ft)--		Load Width	No. Brace	Weight	Available Reduction Factor	
				Left	Right				Out	In
1	8Z16	4.0000	18.17		1.00	4.00	2	55.2	0.00	0.70
2	8Z16	4.0000	20.00	1.00	1.00	4.00	2	63.4	0.00	0.70
3	8Z16	4.0000	20.00	1.00	1.00	4.00	2	63.4	0.00	0.70
4	8Z16	4.0000	20.00	1.00	1.00	4.00	2	63.4	0.00	0.70
5	8Z16	4.0000	20.00	1.00	1.00	4.00	2	63.4	0.00	0.70
6	8Z16	4.0000	18.17	1.00		4.00	2	55.2	0.00	0.70

								363.8		

LOAD ID - 0.6Wind_Pressure:

GIRT ACTIONS:

Bay Id	-----Shear(k)-----				-----Moment(f-k)-----					
	Left Sup	Left Lap	Right Lap	Right Sup	Left Sup	Left Lap	Mid-Span Mom	Right Loc	Right Lap	Right Sup
1	0.27		-0.39	-0.43	0.00		-0.92	6.92	1.10	1.51
2	0.40	0.36	-0.33	-0.37	1.51	1.13	-0.53	10.31	0.92	1.27
3	0.38	0.34	-0.35	-0.39	1.27	0.91	-0.61	9.89	0.99	1.36
4	0.39	0.35	-0.34	-0.38	1.36	0.99	-0.61	10.11	0.91	1.27
5	0.37	0.33	-0.36	-0.40	1.27	0.92	-0.53	9.69	1.13	1.51
6	0.43	0.39		-0.27	1.51	1.10	-0.92	11.25		0.00

STRENGTH/DEFLECTION:

Bay Id	-----Shear(k)-----				-----Moment(f-k)-----				-Mom+Shr-		Deflect(in)	
	Loc	Calc	Limit	UC	Loc	Calc	Limit	UC	Loc	UC	Calc	Limit
1	RLap	-0.39	2.5	0.15	RLap	1.10	3.96	0.28	RLap	0.28	-0.17	
2	LLap	0.36	2.5	0.14	LLap	1.13	3.92	0.29	LLap	0.28	-0.08	
3	RLap	-0.35	2.5	0.14	RLap	0.99	3.95	0.25	RLap	0.25	-0.11	
4	LLap	0.35	2.5	0.14	LLap	0.99	3.95	0.25	LLap	0.25	-0.11	
5	RLap	-0.36	2.5	0.14	RLap	1.13	3.92	0.29	RLap	0.28	-0.08	
6	LLap	0.39	2.5	0.15	LLap	1.10	3.96	0.28	LLap	0.28	-0.17	

PLS	Customer	Elbert Rentals	Job No	22-8706
	Project	Building Expansion	Date	5/3/2022
	Location	Newberg, OR 97132	Designed By	AC
	Size	117 x 90 x 14.8 x 14.1	Checked By	

LAP BOLT SHEAR/BEARING:

Bolt Size =0.500 (GR_5)

Bay Id	-----Left_Lap(k)-----				-----Right_Lap(k)-----			
	Calc	Shear	Bear	UC	Calc	Shear	Bear	UC
1					0.38	5.30	1.75	0.22
2	0.38	5.30	1.75	0.22	0.32	5.30	1.75	0.18
3	0.32	5.30	1.75	0.18	0.34	5.30	1.75	0.19
4	0.34	5.30	1.75	0.19	0.32	5.30	1.75	0.18
5	0.32	5.30	1.75	0.18	0.38	5.30	1.75	0.22
6	0.38	5.30	1.75	0.22				

LOAD ID - 0.6Wind_Suction:

GIRT ACTIONS:

Bay Id	-----Shear(k)-----				-----Moment(f-k)-----					
	Left Sup	Left Lap	Right Lap	Right Sup	Left Sup	Left Lap	Mid-Span Mom	Right Loc	Right Lap	Right Sup
1	-0.29		0.41	0.45	0.00		0.98	7.08	-1.15	-1.58
2	-0.41	-0.37	0.35	0.39	-1.58	-1.19	0.55	10.33	-0.95	-1.32
3	-0.40	-0.36	0.36	0.40	-1.32	-0.94	0.63	9.88	-1.03	-1.41
4	-0.40	-0.36	0.36	0.40	-1.41	-1.03	0.63	10.12	-0.94	-1.32
5	-0.39	-0.35	0.37	0.41	-1.32	-0.95	0.55	9.67	-1.19	-1.58
6	-0.45	-0.41		0.29	-1.58	-1.15	0.98	11.09		0.00

STRENGTH/DEFLECTION:

Bay Id	-----Shear(k)-----				-----Moment(f-k)-----				-Mom+Shr-		Deflect(in)	
	Loc	Calc	Limit	UC	Loc	Calc	Limit	UC	Loc	UC	Calc	Limit
1	RLap	0.41	2.5	0.16	RLap	-1.15	4.37	0.26	RLap	0.29	0.18	
2	LLap	-0.37	2.5	0.15	LLap	-1.19	4.37	0.27	LLap	0.29	0.08	
3	RLap	0.36	2.5	0.14	RLap	-1.03	4.37	0.24	RLap	0.26	0.11	
4	LLap	-0.36	2.5	0.14	LLap	-1.03	4.37	0.24	LLap	0.26	0.11	
5	RLap	0.37	2.5	0.15	RLap	-1.19	4.37	0.27	RLap	0.29	0.08	
6	LLap	-0.41	2.5	0.16	LLap	-1.15	4.37	0.26	LLap	0.29	0.18	

LAP BOLT SHEAR/BEARING:

Bolt Size =0.500 (GR_5)

Bay Id	-----Left_Lap(k)-----				-----Right_Lap(k)-----			
	Calc	Shear	Bear	UC	Calc	Shear	Bear	UC
1					0.40	5.30	1.75	0.23
2	0.40	5.30	1.75	0.23	0.33	5.30	1.75	0.19
3	0.33	5.30	1.75	0.19	0.35	5.30	1.75	0.20
4	0.35	5.30	1.75	0.20	0.33	5.30	1.75	0.19

PLS	Customer	Elbert Rentals	Job No	22-8706
	Project	Building Expansion	Date	5/3/2022
	Location	Newberg, OR 97132	Designed By	AC
	Size	117 x 90 x 14.8 x 14.1	Checked By	

5 0.33 5.30 1.75 0.19 0.40 5.30 1.75 0.23
6 0.40 5.30 1.75 0.23

LOAD ID - Seismic_Pressure:

GIRT ACTIONS:

Bay Id	-----Shear(k)-----				-----Moment(f-k)-----					
	Left Sup	Left Lap	Right Lap	Right Sup	Left Sup	Left Lap	Mid-Span Mom	Right Loc	Right Lap	Right Sup
1	0.04		-0.06	-0.06	0.00		-0.13	6.92	0.15	0.21
2	0.06	0.05	-0.05	-0.05	0.21	0.16	-0.07	10.31	0.13	0.18
3	0.05	0.05	-0.05	-0.05	0.18	0.13	-0.09	9.89	0.14	0.19
4	0.05	0.05	-0.05	-0.05	0.19	0.14	-0.09	10.11	0.13	0.18
5	0.05	0.05	-0.05	-0.06	0.18	0.13	-0.07	9.69	0.16	0.21
6	0.06	0.06		-0.04	0.21	0.15	-0.13	11.25		0.00

STRENGTH/DEFLECTION:

Bay Id	-----Shear(k)-----				-----Moment(f-k)-----				-Mom+Shr-		Deflect(in)	
	Loc	Calc	Limit	UC	Loc	Calc	Limit	UC	Loc	UC	Calc	Limit
1	RLap	-0.06	2.5	0.02	RLap	0.15	3.96	0.04	RLap	0.04	-0.02	
2	LLap	0.05	2.5	0.02	LLap	0.16	3.92	0.04	LLap	0.04	-0.01	
3	RLap	-0.05	2.5	0.02	RLap	0.14	3.95	0.04	RLap	0.04	-0.01	
4	LLap	0.05	2.5	0.02	LLap	0.14	3.95	0.04	LLap	0.04	-0.01	
5	RLap	-0.05	2.5	0.02	RLap	0.16	3.92	0.04	RLap	0.04	-0.01	
6	LLap	0.06	2.5	0.02	LLap	0.15	3.96	0.04	LLap	0.04	-0.02	

LAP BOLT SHEAR/BEARING:

Bolt Size =0.500 (GR_5)

Bay Id	-----Left_Lap(k)-----				-----Right_Lap(k)-----			
	Calc	Shear	Bear	UC	Calc	Shear	Bear	UC
1					0.00	0.00	0.00	0.00
2	0.00	0.00	0.00	0.00	0.00	0.00	0.00	0.00
3	0.00	0.00	0.00	0.00	0.00	0.00	0.00	0.00
4	0.00	0.00	0.00	0.00	0.00	0.00	0.00	0.00
5	0.00	0.00	0.00	0.00	0.00	0.00	0.00	0.00
6	0.00	0.00	0.00	0.00				

LOAD ID - Seismic_Suction:

GIRT ACTIONS:

Bay	-----Shear(k)-----				-----Moment(f-k)-----					
	Left	Left	Right	Right	Left	Left	Mid-Span	Right	Right	

PLS	Customer	Elbert Rentals	Job No	22-8706
	Project	Building Expansion	Date	5/3/2022
	Location	Newberg, OR 97132	Designed By	AC
	Size	117 x 90 x 14.8 x 14.1	Checked By	

Id	Sup	Lap	Lap	Sup	Sup	Lap	Mom	Loc	Lap	Sup
1	-0.04		0.06	0.06	0.00		0.13	6.92	-0.15	-0.21
2	-0.06	-0.05	0.05	0.05	-0.21	-0.16	0.07	10.31	-0.13	-0.18
3	-0.05	-0.05	0.05	0.05	-0.18	-0.13	0.09	9.89	-0.14	-0.19
4	-0.05	-0.05	0.05	0.05	-0.19	-0.14	0.09	10.11	-0.13	-0.18
5	-0.05	-0.05	0.05	0.06	-0.18	-0.13	0.07	9.69	-0.16	-0.21
6	-0.06	-0.06		0.04	-0.21	-0.15	0.13	11.25		0.00

STRENGTH/DEFLECTION:

Bay	-----Shear(k)-----				-----Moment(f-k)-----				-Mom+Shr-		Deflect(in)	
Id	Loc	Calc	Limit	UC	Loc	Calc	Limit	UC	Loc	UC	Calc	Limit
1	RLap	0.06	2.5	0.02	RLap	-0.15	4.37	0.04	RLap	0.04	0.02	
2	LLap	-0.05	2.5	0.02	LLap	-0.16	4.37	0.04	LLap	0.04	0.01	
3	RLap	0.05	2.5	0.02	RLap	-0.14	4.37	0.03	RLap	0.04	0.01	
4	LLap	-0.05	2.5	0.02	LLap	-0.14	4.37	0.03	LLap	0.04	0.01	
5	RLap	0.05	2.5	0.02	RLap	-0.16	4.37	0.04	RLap	0.04	0.01	
6	LLap	-0.06	2.5	0.02	LLap	-0.15	4.37	0.04	LLap	0.04	0.02	

LAP BOLT SHEAR/BEARING:

Bolt Size =0.500 (GR_5)

Bay	-----Left_Lap(k)-----				-----Right_Lap(k)-----			
Id	Calc	Shear	Bear	UC	Calc	Shear	Bear	UC
1					0.00	0.00	0.00	0.00
2	0.00	0.00	0.00	0.00	0.00	0.00	0.00	0.00
3	0.00	0.00	0.00	0.00	0.00	0.00	0.00	0.00
4	0.00	0.00	0.00	0.00	0.00	0.00	0.00	0.00
5	0.00	0.00	0.00	0.00	0.00	0.00	0.00	0.00
6	0.00	0.00	0.00	0.00				

DEFLECTION (Working Load):

Span	Wind_Pressure		Wind_Suction		Seis_Pressure		Seis_Suction	
Id	Calc	Limit	Calc	Limit	Calc	Limit	Calc	Limit
1	-0.14	2.42	0.14	2.42	-0.02	2.42	0.02	2.42
2	-0.06	2.67	0.07	2.67	-0.01	2.67	0.01	2.67
3	-0.08	2.67	0.09	2.67	-0.01	2.67	0.01	2.67
4	-0.08	2.67	0.09	2.67	-0.01	2.67	0.01	2.67
5	-0.06	2.67	0.07	2.67	-0.01	2.67	0.01	2.67
6	-0.14	2.42	0.14	2.42	-0.02	2.42	0.02	2.42

=====
 22-8706 Wall 1 - Girt Design 2 (Locate 8.00) 4/29/22 3:58pm
 =====

GIRT LAYOUT:

PLS	Customer	Elbert Rentals	Job No	22-8706
	Project	Building Expansion	Date	5/3/2022
	Location	Newberg, OR 97132	Designed By	AC
	Size	117 x 90 x 14.8 x 14.1	Checked By	

Bay Id	Part	Locate	Design Length	--Lap(ft)--		Load Width	No. Brace	Weight	Available Reduction Factor	
				Left	Right				Out	In
1	8Z16	8.0000	18.17		1.00	4.00	2	55.2	0.00	0.70
2	8Z16	8.0000	20.00	1.00	1.00	4.00	2	63.4	0.00	0.70
3	8Z16	8.0000	20.00	1.00	1.00	4.00	2	63.4	0.00	0.70
4	8Z16	8.0000	20.00	1.00	1.00	4.00	2	63.4	0.00	0.70
5	8Z16	8.0000	20.00	1.00	1.00	4.00	2	63.4	0.00	0.70
6	8Z16	8.0000	18.17	1.00		4.00	2	55.2	0.00	0.70

								363.8		

LOAD ID - 0.6Wind_Pressure:

GIRT ACTIONS:

Bay Id	-----Shear(k)-----				-----Moment(f-k)-----					
	Left Sup	Left Lap	Right Lap	Right Sup	Left Sup	Left Lap	Mid-Span Mom	Right Loc	Right Lap	Right Sup
1	0.27		-0.39	-0.43	0.00		-0.92	6.92	1.10	1.51
2	0.40	0.36	-0.33	-0.37	1.51	1.13	-0.53	10.31	0.92	1.27
3	0.38	0.34	-0.35	-0.39	1.27	0.91	-0.61	9.89	0.99	1.36
4	0.39	0.35	-0.34	-0.38	1.36	0.99	-0.61	10.11	0.91	1.27
5	0.37	0.33	-0.36	-0.40	1.27	0.92	-0.53	9.69	1.13	1.51
6	0.43	0.39		-0.27	1.51	1.10	-0.92	11.25		0.00

STRENGTH/DEFLECTION:

Bay Id	-----Shear(k)-----				-----Moment(f-k)-----				-Mom+Shr-		Deflect(in)	
	Loc	Calc	Limit	UC	Loc	Calc	Limit	UC	Loc	UC	Calc	Limit
1	RLap	-0.39	2.5	0.15	RLap	1.10	3.96	0.28	RLap	0.28	-0.17	
2	LLap	0.36	2.5	0.14	LLap	1.13	3.92	0.29	LLap	0.28	-0.08	
3	RLap	-0.35	2.5	0.14	RLap	0.99	3.95	0.25	RLap	0.25	-0.11	
4	LLap	0.35	2.5	0.14	LLap	0.99	3.95	0.25	LLap	0.25	-0.11	
5	RLap	-0.36	2.5	0.14	RLap	1.13	3.92	0.29	RLap	0.28	-0.08	
6	LLap	0.39	2.5	0.15	LLap	1.10	3.96	0.28	LLap	0.28	-0.17	

LAP BOLT SHEAR/BEARING:

Bolt Size =0.500 (GR_5)

Bay Id	-----Left_Lap(k)-----				-----Right_Lap(k)-----			
	Calc	Shear	Bear	UC	Calc	Shear	Bear	UC
1					0.38	5.30	1.75	0.22
2	0.38	5.30	1.75	0.22	0.32	5.30	1.75	0.18
3	0.32	5.30	1.75	0.18	0.34	5.30	1.75	0.19
4	0.34	5.30	1.75	0.19	0.32	5.30	1.75	0.18

PLS	Customer	Elbert Rentals	Job No	22-8706
	Project	Building Expansion	Date	5/3/2022
	Location	Newberg, OR 97132	Designed By	AC
	Size	117 x 90 x 14.8 x 14.1	Checked By	

5 0.32 5.30 1.75 0.18 0.38 5.30 1.75 0.22
6 0.38 5.30 1.75 0.22

LOAD ID - 0.6Wind_Suction:

GIRT ACTIONS:

Bay Id	-----Shear(k)-----				-----Moment(f-k)-----					
	Left Sup	Left Lap	Right Lap	Right Sup	Left Sup	Left Lap	Mid-Span Mom	Right Loc	Right Lap	Right Sup
1	-0.29		0.41	0.45	0.00		0.98	7.08	-1.15	-1.58
2	-0.41	-0.37	0.35	0.39	-1.58	-1.19	0.55	10.33	-0.95	-1.32
3	-0.40	-0.36	0.36	0.40	-1.32	-0.94	0.63	9.88	-1.03	-1.41
4	-0.40	-0.36	0.36	0.40	-1.41	-1.03	0.63	10.12	-0.94	-1.32
5	-0.39	-0.35	0.37	0.41	-1.32	-0.95	0.55	9.67	-1.19	-1.58
6	-0.45	-0.41		0.29	-1.58	-1.15	0.98	11.09		0.00

STRENGTH/DEFLECTION:

Bay Id	-----Shear(k)-----				-----Moment(f-k)-----				-Mom+Shr-		Deflect(in)	
	Loc	Calc	Limit	UC	Loc	Calc	Limit	UC	Loc	UC	Calc	Limit
1	RLap	0.41	2.5	0.16	RLap	-1.15	4.37	0.26	RLap	0.29	0.18	
2	LLap	-0.37	2.5	0.15	LLap	-1.19	4.37	0.27	LLap	0.29	0.08	
3	RLap	0.36	2.5	0.14	RLap	-1.03	4.37	0.24	RLap	0.26	0.11	
4	LLap	-0.36	2.5	0.14	LLap	-1.03	4.37	0.24	LLap	0.26	0.11	
5	RLap	0.37	2.5	0.15	RLap	-1.19	4.37	0.27	RLap	0.29	0.08	
6	LLap	-0.41	2.5	0.16	LLap	-1.15	4.37	0.26	LLap	0.29	0.18	

LAP BOLT SHEAR/BEARING:

Bolt Size =0.500 (GR_5)

Bay Id	-----Left_Lap(k)-----				-----Right_Lap(k)-----			
	Calc	Shear	Bear	UC	Calc	Shear	Bear	UC
1					0.40	5.30	1.75	0.23
2	0.40	5.30	1.75	0.23	0.33	5.30	1.75	0.19
3	0.33	5.30	1.75	0.19	0.35	5.30	1.75	0.20
4	0.35	5.30	1.75	0.20	0.33	5.30	1.75	0.19
5	0.33	5.30	1.75	0.19	0.40	5.30	1.75	0.23
6	0.40	5.30	1.75	0.23				

LOAD ID - Seismic_Pressure:

GIRT ACTIONS:

Bay	-----Shear(k)-----				-----Moment(f-k)-----					
	Left	Left	Right	Right	Left	Left	Mid-Span	Right	Right	

PLS	Customer	Elbert Rentals	Job No	22-8706
	Project	Building Expansion	Date	5/3/2022
	Location	Newberg, OR 97132	Designed By	AC
	Size	117 x 90 x 14.8 x 14.1	Checked By	

Id	Sup	Lap	Lap	Sup	Sup	Lap	Mom	Loc	Lap	Sup
1	0.04		-0.06	-0.06	0.00		-0.13	6.92	0.15	0.21
2	0.06	0.05	-0.05	-0.05	0.21	0.16	-0.07	10.31	0.13	0.18
3	0.05	0.05	-0.05	-0.05	0.18	0.13	-0.09	9.89	0.14	0.19
4	0.05	0.05	-0.05	-0.05	0.19	0.14	-0.09	10.11	0.13	0.18
5	0.05	0.05	-0.05	-0.06	0.18	0.13	-0.07	9.69	0.16	0.21
6	0.06	0.06		-0.04	0.21	0.15	-0.13	11.25		0.00

STRENGTH/DEFLECTION:

Bay	-----Shear(k)-----				-----Moment(f-k)-----				-Mom+Shr-		Deflect(in)	
Id	Loc	Calc	Limit	UC	Loc	Calc	Limit	UC	Loc	UC	Calc	Limit
1	RLap	-0.06	2.5	0.02	RLap	0.15	3.96	0.04	RLap	0.04	-0.02	
2	LLap	0.05	2.5	0.02	LLap	0.16	3.92	0.04	LLap	0.04	-0.01	
3	RLap	-0.05	2.5	0.02	RLap	0.14	3.95	0.04	RLap	0.04	-0.01	
4	LLap	0.05	2.5	0.02	LLap	0.14	3.95	0.04	LLap	0.04	-0.01	
5	RLap	-0.05	2.5	0.02	RLap	0.16	3.92	0.04	RLap	0.04	-0.01	
6	LLap	0.06	2.5	0.02	LLap	0.15	3.96	0.04	LLap	0.04	-0.02	

LAP BOLT SHEAR/BEARING:

Bolt Size =0.500 (GR_5)

Bay	-----Left_Lap(k)-----				-----Right_Lap(k)-----			
Id	Calc	Shear	Bear	UC	Calc	Shear	Bear	UC
1					0.00	0.00	0.00	0.00
2	0.00	0.00	0.00	0.00	0.00	0.00	0.00	0.00
3	0.00	0.00	0.00	0.00	0.00	0.00	0.00	0.00
4	0.00	0.00	0.00	0.00	0.00	0.00	0.00	0.00
5	0.00	0.00	0.00	0.00	0.00	0.00	0.00	0.00
6	0.00	0.00	0.00	0.00				

LOAD ID - Seismic_Suction:

GIRT ACTIONS:

Bay	-----Shear(k)-----				-----Moment(f-k)-----					
Id	Left Sup	Left Lap	Right Lap	Right Sup	Left Sup	Left Lap	Mid-Span Mom	Right Loc	Right Lap	Right Sup
1	-0.04		0.06	0.06	0.00		0.13	6.92	-0.15	-0.21
2	-0.06	-0.05	0.05	0.05	-0.21	-0.16	0.07	10.31	-0.13	-0.18
3	-0.05	-0.05	0.05	0.05	-0.18	-0.13	0.09	9.89	-0.14	-0.19
4	-0.05	-0.05	0.05	0.05	-0.19	-0.14	0.09	10.11	-0.13	-0.18
5	-0.05	-0.05	0.05	0.06	-0.18	-0.13	0.07	9.69	-0.16	-0.21
6	-0.06	-0.06		0.04	-0.21	-0.15	0.13	11.25		0.00

STRENGTH/DEFLECTION:

Bay	-----Shear(k)-----				-----Moment(f-k)-----				-Mom+Shr-		Deflect(in)	
-----	--------------------	--	--	--	-----------------------	--	--	--	-----------	--	-------------	--

PLS	Customer	Elbert Rentals	Job No	22-8706
	Project	Building Expansion	Date	5/3/2022
	Location	Newberg, OR 97132	Designed By	AC
	Size	117 x 90 x 14.8 x 14.1	Checked By	

Id	Loc	Calc	Limit	UC	Loc	Calc	Limit	UC	Loc	UC	Calc	Limit
1	RLap	0.06	2.5	0.02	RLap	-0.15	4.37	0.04	RLap	0.04	0.02	
2	LLap	-0.05	2.5	0.02	LLap	-0.16	4.37	0.04	LLap	0.04	0.01	
3	RLap	0.05	2.5	0.02	RLap	-0.14	4.37	0.03	RLap	0.04	0.01	
4	LLap	-0.05	2.5	0.02	LLap	-0.14	4.37	0.03	LLap	0.04	0.01	
5	RLap	0.05	2.5	0.02	RLap	-0.16	4.37	0.04	RLap	0.04	0.01	
6	LLap	-0.06	2.5	0.02	LLap	-0.15	4.37	0.04	LLap	0.04	0.02	

LAP BOLT SHEAR/BEARING:

Bolt Size =0.500 (GR_5)

Bay	-----Left_Lap(k)-----				-----Right_Lap(k)-----			
Id	Calc	Shear	Bear	UC	Calc	Shear	Bear	UC
1					0.00	0.00	0.00	0.00
2	0.00	0.00	0.00	0.00	0.00	0.00	0.00	0.00
3	0.00	0.00	0.00	0.00	0.00	0.00	0.00	0.00
4	0.00	0.00	0.00	0.00	0.00	0.00	0.00	0.00
5	0.00	0.00	0.00	0.00	0.00	0.00	0.00	0.00
6	0.00	0.00	0.00	0.00				

DEFLECTION (Working Load):

Span Id	Wind_Pressure		Wind_Suction		Seis_Pressure		Seis_Suction	
	Calc	Limit	Calc	Limit	Calc	Limit	Calc	Limit
1	-0.14	2.42	0.14	2.42	-0.02	2.42	0.02	2.42
2	-0.06	2.67	0.07	2.67	-0.01	2.67	0.01	2.67
3	-0.08	2.67	0.09	2.67	-0.01	2.67	0.01	2.67
4	-0.08	2.67	0.09	2.67	-0.01	2.67	0.01	2.67
5	-0.06	2.67	0.07	2.67	-0.01	2.67	0.01	2.67
6	-0.14	2.42	0.14	2.42	-0.02	2.42	0.02	2.42

=====
 22-8706 Wall 1 - Girt Design 3 (Locate 12.00) 4/29/22 3:58pm
 =====

GIRT LAYOUT:

Bay Id	Part	Locate	Design Length	--Lap(ft)--		Load Width	No. Brace	Weight	Available Reduction Factor	
				Left	Right				Out	In
1	8Z16	12.0000	18.17		1.00	4.15	2	55.2	0.00	0.70
2	8Z16	12.0000	20.00	1.00	1.00	4.98	2	63.4	0.00	0.70
3	8Z16	12.0000	20.00	1.00	1.00	4.00	2	63.4	0.00	0.70
4	8Z16	12.0000	20.00	1.00	1.00	4.00	2	63.4	0.00	0.70
5	8Z16	12.0000	20.00	1.00	1.00	4.67	2	63.4	0.00	0.70

PLS	Customer	Elbert Rentals	Job No	22-8706
	Project	Building Expansion	Date	5/3/2022
	Location	Newberg, OR 97132	Designed By	AC
	Size	117 x 90 x 14.8 x 14.1	Checked By	

6 8Z16 12.0000 18.17 1.00 3.82 2 55.2 0.00 0.70

363.8

LOAD ID - 0.6Wind_Pressure:

GIRT ACTIONS:

Bay Id	-----Shear(k)-----				-----Moment(f-k)-----					
	Left Sup	Left Lap	Right Lap	Right Sup	Left Sup	Left Lap	Mid-Span Mom	Right Loc	Right Lap	Right Sup
1	0.27		-0.42	-0.46	0.00		-0.89	6.68	1.30	1.74
2	0.49	0.44	-0.42	-0.47	1.74	1.27	-0.78	10.27	1.04	1.48
3	0.40	0.36	-0.33	-0.37	1.48	1.11	-0.55	10.30	0.90	1.25
4	0.37	0.34	-0.35	-0.39	1.25	0.90	-0.57	9.76	1.07	1.44
5	0.44	0.40	-0.41	-0.46	1.44	1.02	-0.72	9.82	1.17	1.61
6	0.42	0.38		-0.24	1.61	1.20	-0.82	11.49		0.00

STRENGTH/DEFLECTION:

Bay Id	-----Shear(k)-----				-----Moment(f-k)-----				-Mom+Shr-		Deflect(in)	
	Loc	Calc	Limit	UC	Loc	Calc	Limit	UC	Loc	UC	Calc	Limit
1	RLap	-0.42	2.5	0.16	RLap	1.30	3.93	0.33	RLap	0.32	-0.15	
2	LLap	0.44	2.5	0.17	LLap	1.27	3.94	0.32	LLap	0.32	-0.14	
3	LLap	0.36	2.5	0.14	LLap	1.11	3.92	0.28	LLap	0.27	-0.09	
4	RLap	-0.35	2.5	0.14	RLap	1.07	3.93	0.27	RLap	0.26	-0.09	
5	RLap	-0.41	2.5	0.16	RLap	1.17	3.95	0.30	RLap	0.29	-0.13	
6	LLap	0.38	2.5	0.15	LLap	1.20	3.93	0.31	LLap	0.29	-0.14	

LAP BOLT SHEAR/BEARING:

Bolt Size =0.500 (GR_5)

Bay Id	-----Left_Lap(k)-----				-----Right_Lap(k)-----			
	Calc	Shear	Bear	UC	Calc	Shear	Bear	UC
1					0.44	5.30	1.75	0.25
2	0.44	5.30	1.75	0.25	0.37	5.30	1.75	0.21
3	0.37	5.30	1.75	0.21	0.31	5.30	1.75	0.18
4	0.31	5.30	1.75	0.18	0.36	5.30	1.75	0.21
5	0.36	5.30	1.75	0.21	0.40	5.30	1.75	0.23
6	0.40	5.30	1.75	0.23				

LOAD ID - 0.6Wind_Suction:

GIRT ACTIONS:

Bay	-----Shear(k)-----				-----Moment(f-k)-----				
	Left	Left	Right	Right	Left	Left	Mid-Span	Right	Right

PLS	Customer	Elbert Rentals	Job No	22-8706
	Project	Building Expansion	Date	5/3/2022
	Location	Newberg, OR 97132	Designed By	AC
	Size	117 x 90 x 14.8 x 14.1	Checked By	

Id	Sup	Lap	Lap	Sup	Sup	Lap	Mom	Loc	Lap	Sup
1	-0.29		0.44	0.48	0.00		0.94	6.84	-1.37	-1.82
2	-0.51	-0.46	0.43	0.48	-1.82	-1.34	0.81	10.28	-1.08	-1.54
3	-0.41	-0.37	0.35	0.39	-1.54	-1.15	0.58	10.29	-0.94	-1.31
4	-0.39	-0.35	0.37	0.41	-1.31	-0.94	0.60	9.76	-1.11	-1.50
5	-0.46	-0.41	0.43	0.48	-1.50	-1.06	0.74	9.80	-1.23	-1.68
6	-0.44	-0.40		0.27	-1.68	-1.26	0.87	11.33		0.00

STRENGTH/DEFLECTION:

Bay	-----Shear(k)-----				-----Moment(f-k)-----				-Mom+Shr-		Deflect(in)	
Id	Loc	Calc	Limit	UC	Loc	Calc	Limit	UC	Loc	UC	Calc	Limit
1	RLap	0.44	2.5	0.17	RLap	-1.37	4.37	0.31	RLap	0.34	0.16	
2	LLap	-0.46	2.5	0.18	LLap	-1.34	4.37	0.31	LLap	0.33	0.14	
3	LLap	-0.37	2.5	0.15	LLap	-1.15	4.37	0.26	LLap	0.28	0.09	
4	RLap	0.37	2.5	0.14	RLap	-1.11	4.37	0.25	RLap	0.27	0.10	
5	RLap	0.43	2.5	0.17	RLap	-1.23	4.37	0.28	RLap	0.31	0.13	
6	LLap	-0.40	2.5	0.16	LLap	-1.26	4.37	0.29	LLap	0.31	0.15	

LAP BOLT SHEAR/BEARING:

Bolt Size =0.500 (GR_5)

Bay	-----Left_Lap(k)-----				-----Right_Lap(k)-----			
Id	Calc	Shear	Bear	UC	Calc	Shear	Bear	UC
1					0.46	5.30	1.75	0.26
2	0.46	5.30	1.75	0.26	0.39	5.30	1.75	0.22
3	0.39	5.30	1.75	0.22	0.33	5.30	1.75	0.19
4	0.33	5.30	1.75	0.19	0.37	5.30	1.75	0.21
5	0.37	5.30	1.75	0.21	0.42	5.30	1.75	0.24
6	0.42	5.30	1.75	0.24				

LOAD ID - Seismic_Pressure:

GIRT ACTIONS:

Bay	-----Shear(k)-----				-----Moment(f-k)-----					
	Left	Left	Right	Right	Left	Left	Mid-Span	Right	Right	
Id	Sup	Lap	Lap	Sup	Sup	Lap	Mom	Loc	Lap	Sup
1	0.04		-0.06	-0.06	0.00		-0.13	6.68	0.18	0.25
2	0.07	0.06	-0.06	-0.07	0.25	0.18	-0.11	10.27	0.15	0.21
3	0.06	0.05	-0.05	-0.05	0.21	0.16	-0.08	10.30	0.13	0.18
4	0.05	0.05	-0.05	-0.06	0.18	0.13	-0.08	9.76	0.15	0.20
5	0.06	0.06	-0.06	-0.06	0.20	0.14	-0.10	9.82	0.17	0.23
6	0.06	0.05		-0.03	0.23	0.17	-0.12	11.49		0.00

STRENGTH/DEFLECTION:

Bay	-----Shear(k)-----				-----Moment(f-k)-----				-Mom+Shr-		Deflect(in)	
-----	--------------------	--	--	--	-----------------------	--	--	--	-----------	--	-------------	--

PLS	Customer	Elbert Rentals	Job No	22-8706
	Project	Building Expansion	Date	5/3/2022
	Location	Newberg, OR 97132	Designed By	AC
	Size	117 x 90 x 14.8 x 14.1	Checked By	

Id	Loc	Calc	Limit	UC	Loc	Calc	Limit	UC	Loc	UC	Calc	Limit
1	RLap	-0.06	2.5	0.02	RLap	0.18	3.93	0.05	RLap	0.05	-0.02	
2	LLap	0.06	2.5	0.02	LLap	0.18	3.94	0.05	LLap	0.05	-0.02	
3	LLap	0.05	2.5	0.02	LLap	0.16	3.92	0.04	LLap	0.04	-0.01	
4	RLap	-0.05	2.5	0.02	RLap	0.15	3.93	0.04	RLap	0.04	-0.01	
5	RLap	-0.06	2.5	0.02	RLap	0.17	3.95	0.04	RLap	0.04	-0.02	
6	LLap	0.05	2.5	0.02	LLap	0.17	3.93	0.04	LLap	0.04	-0.02	

LAP BOLT SHEAR/BEARING:

Bolt Size =0.500 (GR_5)

Bay	-----Left_Lap(k)-----				-----Right_Lap(k)-----			
Id	Calc	Shear	Bear	UC	Calc	Shear	Bear	UC
1					0.00	0.00	0.00	0.00
2	0.00	0.00	0.00	0.00	0.00	0.00	0.00	0.00
3	0.00	0.00	0.00	0.00	0.00	0.00	0.00	0.00
4	0.00	0.00	0.00	0.00	0.00	0.00	0.00	0.00
5	0.00	0.00	0.00	0.00	0.00	0.00	0.00	0.00
6	0.00	0.00	0.00	0.00				

LOAD ID - Seismic_Suction:

GIRT ACTIONS:

Bay	-----Shear(k)-----				-----Moment(f-k)-----					
Id	Left Sup	Left Lap	Right Lap	Right Sup	Left Sup	Left Lap	Mid-Span Mom	Right Loc	Right Lap	Right Sup
1	-0.04		0.06	0.06	0.00		0.13	6.68	-0.18	-0.25
2	-0.07	-0.06	0.06	0.07	-0.25	-0.18	0.11	10.27	-0.15	-0.21
3	-0.06	-0.05	0.05	0.05	-0.21	-0.16	0.08	10.30	-0.13	-0.18
4	-0.05	-0.05	0.05	0.06	-0.18	-0.13	0.08	9.76	-0.15	-0.20
5	-0.06	-0.06	0.06	0.06	-0.20	-0.14	0.10	9.82	-0.17	-0.23
6	-0.06	-0.05		0.03	-0.23	-0.17	0.12	11.49		0.00

STRENGTH/DEFLECTION:

Bay	-----Shear(k)-----				-----Moment(f-k)-----				-Mom+Shr-		Deflect(in)	
Id	Loc	Calc	Limit	UC	Loc	Calc	Limit	UC	Loc	UC	Calc	Limit
1	RLap	0.06	2.5	0.02	RLap	-0.18	4.37	0.04	RLap	0.05	0.02	
2	LLap	-0.06	2.5	0.02	LLap	-0.18	4.37	0.04	LLap	0.05	0.02	
3	LLap	-0.05	2.5	0.02	LLap	-0.16	4.37	0.04	LLap	0.04	0.01	
4	RLap	0.05	2.5	0.02	RLap	-0.15	4.37	0.03	RLap	0.04	0.01	
5	RLap	0.06	2.5	0.02	RLap	-0.17	4.37	0.04	RLap	0.04	0.02	
6	LLap	-0.05	2.5	0.02	LLap	-0.17	4.37	0.04	LLap	0.04	0.02	

LAP BOLT SHEAR/BEARING:

PLS	Customer	Elbert Rentals	Job No	22-8706
	Project	Building Expansion	Date	5/3/2022
	Location	Newberg, OR 97132	Designed By	AC
	Size	117 x 90 x 14.8 x 14.1	Checked By	

Bolt Size =0.500 (GR_5)

Bay Id	-----Left_Lap(k)-----				-----Right_Lap(k)-----			
	Calc	Shear	Bear	UC	Calc	Shear	Bear	UC
1					0.00	0.00	0.00	0.00
2	0.00	0.00	0.00	0.00	0.00	0.00	0.00	0.00
3	0.00	0.00	0.00	0.00	0.00	0.00	0.00	0.00
4	0.00	0.00	0.00	0.00	0.00	0.00	0.00	0.00
5	0.00	0.00	0.00	0.00	0.00	0.00	0.00	0.00
6	0.00	0.00	0.00	0.00				

DEFLECTION (Working Load):

Span Id	Wind_Pressure		Wind_Suction		Seis_Pressure		Seis_Suction	
	Calc	Limit	Calc	Limit	Calc	Limit	Calc	Limit
1	-0.12	2.42	0.13	2.42	-0.02	2.42	0.02	2.42
2	-0.11	2.67	0.12	2.67	-0.02	2.67	0.02	2.67
3	-0.07	2.67	0.07	2.67	-0.01	2.67	0.01	2.67
4	-0.07	2.67	0.08	2.67	-0.01	2.67	0.01	2.67
5	-0.10	2.67	0.11	2.67	-0.02	2.67	0.02	2.67
6	-0.11	2.42	0.12	2.42	-0.02	2.42	0.02	2.42

=====
 22-8706 Wall 1 - Girt Design 4 (Locate 16.00) 4/29/22 3:58pm
 =====

GIRT LAYOUT:

Bay Id	Part	Locate	Design Length	--Lap(ft)--		Load Width	No. Brace	Weight	Available Reduction Factor	
				Left	Right				Out	In
3	8Z16	16.0000	20.00		1.00	3.53	2	60.5	0.00	0.70
4	8Z16	16.0000	20.00	1.00		3.52	2	60.5	0.00	0.70

								121.0		

LOAD ID - 0.6Wind_Pressure:

GIRT ACTIONS:

Bay Id	-----Shear(k)-----				-----Moment(f-k)-----					
	Left Sup	Left Lap	Right Lap	Right Sup	Left Sup	Left Lap	Mid-Span Mom	Right Loc	Right Lap	Right Sup
3	0.25		-0.39	-0.43	0.00		-0.92	7.37	1.38	1.79
4	0.43	0.39		-0.25	1.79	1.38	-0.91	12.65		0.00

PLS	Customer	Elbert Rentals	Job No	22-8706
	Project	Building Expansion	Date	5/3/2022
	Location	Newberg, OR 97132	Designed By	AC
	Size	117 x 90 x 14.8 x 14.1	Checked By	

STRENGTH/DEFLECTION:

Bay	-----Shear(k)-----				-----Moment(f-k)-----				-Mom+Shr-		Deflect(in)	
Id	Loc	Calc	Limit	UC	Loc	Calc	Limit	UC	Loc	UC	Calc	Limit
3	RLap	-0.39	2.5	0.15	RLap	1.38	3.91	0.35	RLap	0.33	-0.19	
4	LLap	0.39	2.5	0.15	LLap	1.38	3.91	0.35	LLap	0.33	-0.19	

LAP BOLT SHEAR/BEARING:

Bolt Size =0.500 (GR_5)

Bay	-----Left_Lap(k)-----				-----Right_Lap(k)-----			
Id	Calc	Shear	Bear	UC	Calc	Shear	Bear	UC
3					0.45	5.30	1.75	0.26
4	0.45	5.30	1.75	0.26				

LOAD ID - 0.6Wind_Suction:

GIRT ACTIONS:

Bay	-----Shear(k)-----				-----Moment(f-k)-----					
Id	Left Sup	Left Lap	Right Lap	Right Sup	Left Sup	Left Lap	Mid-Span Mom	Right Lap	Right Sup	
3	-0.26		0.41	0.45	0.00		0.96	7.37	-1.43	-1.86
4	-0.44	-0.41		0.26	-1.86	-1.43	0.95	12.65		0.00

STRENGTH/DEFLECTION:

Bay	-----Shear(k)-----				-----Moment(f-k)-----				-Mom+Shr-		Deflect(in)	
Id	Loc	Calc	Limit	UC	Loc	Calc	Limit	UC	Loc	UC	Calc	Limit
3	RLap	0.41	2.5	0.16	RLap	-1.43	4.37	0.33	RLap	0.34	0.20	
4	LLap	-0.41	2.5	0.16	LLap	-1.43	4.37	0.33	LLap	0.34	0.20	

LAP BOLT SHEAR/BEARING:

Bolt Size =0.500 (GR_5)

Bay	-----Left_Lap(k)-----				-----Right_Lap(k)-----			
Id	Calc	Shear	Bear	UC	Calc	Shear	Bear	UC
3					0.47	5.30	1.75	0.27
4	0.47	5.30	1.75	0.27				

LOAD ID - Seismic_Pressure:

PLS	Customer	Elbert Rentals	Job No	22-8706
	Project	Building Expansion	Date	5/3/2022
	Location	Newberg, OR 97132	Designed By	AC
	Size	117 x 90 x 14.8 x 14.1	Checked By	

```

-----
3              0.00  0.00  0.00  0.00
4  0.00  0.00  0.00  0.00

```

DEFLECTION (Working Load):

```

-----
Span  Wind_Pressure  Wind_Suction  Seis_Pressure  Seis_Suction
Id    Calc  Limit    Calc  Limit    Calc  Limit    Calc  Limit
-----
3     -0.15  2.67    0.16  2.67   -0.03  2.67    0.03  2.67
4     -0.15  2.67    0.16  2.67   -0.03  2.67    0.03  2.67

```

```

=====
22-8706                Wall 1 - Diagonal Bracing Design                4/29/22  3:58pm
=====

```

PANEL SHEAR WITH NO BRACING:

```

-----
Base  ---Wind---  --Seismic-
Length Load Calc  Load Calc  Limit
-----
117.00  15  13.8  48  57.3  100.0

```

DIAGONAL BRACE LAYOUT:

```

-----
Bay  Brace_Locate  Bay  Design  -----Diag_Brace-----  ----KL/R----
Id  Start  End  Width  Length  Type  Size  Part  Calc Limit
-----
2   0.00  16.30  20.00  25.80  C   0.375  3/8 Cab
5   0.00  15.68  20.00  25.42  C   0.313  5/16 Cab

```

DIAGONAL BRACE STRENGTH:

```

-----
Bay  Brace_Locate  -----Wind(k )-----  ----Seismic(k )---  Max
Id  Start  End  Load  Calc  Limit  Load  Calc  Limit  UC
-----
2   0.00  16.30  15  1.04  7.70  48  5.77  7.70  0.75
5   0.00  15.68  15  1.02  5.60  48  5.68  5.60  1.02

```

COLUMN BASE REACTIONS:

```

-----
Bay  Col  ----Wind_Max(k )----  ---Seismic_Max(k )--
Id  Id  Load  Horz  Vert (+/-)  Load  Horz  Vert (+/-)
-----
2   2   38  -0.78  0.63  48  -2.91  2.37
2   3   15  0.81  0.66  43  2.91  2.37
5   5   38  -0.78  0.61  48  -2.91  2.28
5   6   15  0.81  0.63  43  2.91  2.28

```


pbs	Customer	Elbert Rentals	Job No	22-8706
	Project	Building Expansion	Date	5/3/2022
	Location	Newberg, OR 97132	Designed By	AC
	Size	117 x 90 x 14.8 x 14.1	Checked By	

1 6 Rafter B-LINER BLS 29.00 80.0 0.00

=====
 22-8706 Wall 1 - Panel Zones 4/29/22 3:58pm
 =====

PANEL:

Part	Thick (in)	Yield (ksi)	Tensile Strength (ksi)
26 PBR	0.019	80.00	94.40

GIRT SCREWS:

Part	Dia (in)	Washer (in)	Limit (k)
T3125PTW	0.21	0.50	2.80

PANEL ZONE LAYOUT:

Zone Id	Description	----Wall(ft)---		Bay Id	--Girt(ft,ft,in)-- Locate Width Thick			Panel Span (ft)
		Offset1	Offset2					
1	Interior	5.63	111.37	2	4.00	4.98	0.060	4.00
2	Lt Edge	0.00	5.63	1	12.00	4.15	0.060	4.29
3	Rt Edge	111.37	117.00	6	4.00	4.00	0.060	4.00

GIRT SCREW CHECK:

Zone Id	Screw Space (ft)	Wind Suction (psf)	Load (k)	-----Limit(k)----- Girt Panel Screw Pullout Pullover Tension				Max UC
1	1.00	12.14	0.06	0.23	0.44	0.75	0.26	
2	1.00	12.14	0.05	0.23	0.44	0.75	0.22	
3	1.00	12.14	0.05	0.23	0.44	0.75	0.21	

BASE SCREWS:

Part	Dia (in)	Washer (in)	Limit (k)
T3125PTW	0.21	0.50	2.80

BASE SCREW CHECK:

Base Length	Screw Space (ft)	Force/Screw Wind (k)	Seis (k)	Shear Limit (k)	Max UC

PLS	Customer	Elbert Rentals	Job No	22-8706
	Project	Building Expansion	Date	5/3/2022
	Location	Newberg, OR 97132	Designed By	AC
	Size	117 x 90 x 14.8 x 14.1	Checked By	

117.00 1.00 0.014 0.057 0.335 0.17

=====
 22-8706 Wall 1 - Weight Summary 4/29/22 3:58pm
 =====

Columns = 1036.05
 Rafters = 1408.96
 Girts = 1212.48
 Bracing = 24.01
 Clips = 66.00

 Total Weight = 3747.50

=====
 22-8706 Wall 1 - Warning Summary 4/29/22 3:58pm
 =====

.. No Warnings

PLS	Customer	Elbert Rentals	Job No	22-8706
	Project	Building Expansion	Date	5/3/2022
	Location	Newberg, OR 97132	Designed By	AC
	Size	117 x 90 x 14.8 x 14.1	Checked By	

=====
 22-8706 Frame 1 - Design Code 4/29/22 3:56pm
 =====

STRUCTURAL CODE:

Design Basis : WS - Working Stress
 Hot Rolled Steel : AISC16
 Cold Formed Steel : NAUS16

BUILDING CODE:

Wind Code : OSSC 19 (IBC 18)
 Seismic Zone : D

MODULUS OF ELASTICITY:

Hot Rolled Steel : 29000 (ksi)
 Cold Formed Steel : 29500 (ksi)

=====
 22-8706 Frame 1 - Base Plates and Anchor Bolt 4/29/22 3:56pm
 =====

DESIGN CONSTANTS:

Base Plate Yield = 50.00 (ksi)
 Concrete Bearing = 0.88 (ksi)
 Bolt Type = A36
 Bolt Shear Stress = 11.60 (ksi)
 Bolt Tension Stress = 21.75 (ksi)

BASE PLATE & BOLT SIZE:

---Column_Base(in)---	--Plate_Size(in)--			--Bolts(A36)--			-Shear(k)-		Req	Req			
Id	Typ	Depth	Elev	Width	Length	Thick	Row	Dia	Gage	Limit	UC	Thick	Dia
Left	P	25.1	0.0	10.0	26.00	0.500	3	1.375	5.00	103.3	0.93	0.313	1.306
Right	P	25.1	0.0	10.0	26.00	0.500	3	1.375	5.00	103.3	0.93	0.317	1.306

BASE REACTIONS:

Column Id	-Max_Comp-		Max_Tension+Shear			-Max_Shear		Max_Shear+Tension		
	Ld	Fy(k)	Ld	Fy(k)	Fx(k)	Ld	Fx(k)	Ld	Fx(k)	Fy(k)
Left	5	68.6	65	-8.4	7.8	6	96.0	83	17.2	-0.1
Right	6	68.4	67	-8.7	8.3	6	96.0	67	8.3	-8.7

pbs	Customer	Elbert Rentals	Job No	22-8706
	Project	Building Expansion	Date	5/3/2022
	Location	Newberg, OR 97132	Designed By	AC
	Size	117 x 90 x 14.8 x 14.1	Checked By	

WELDS:

Base Id	Outside_Flange_To_Base Shear(k/in)				Inside_Flange_To_Base Shear(k/in)				-----Web_To_Base----- Shear(k/in)			
	Size	Typ	Calc	Limit	Size	Typ	Calc	Limit	Size	Typ	Calc	Limit
Left	0.188	F1	0.42	2.78	0.188	F2	0.21	2.78	0.313	F1	4.00	4.64
Right	0.188	F1	0.43	2.78	0.188	F2	0.22	2.78	0.313	F1	4.00	4.64

LOAD COMBINATIONS:

- 5 - Dead+Collateral+Snow
6 - Dead+Collateral+Snow
65 - 0.6Dead+0.6Wind_Long1
67 - 0.6Dead+0.6Wind_Long2
83 - Dead/2+0.7Seismic_Long

=====
22-8706 Frame 1 - Bolted-End-Plates 4/29/22 3:56pm
=====

DESIGN CONSTANTS:

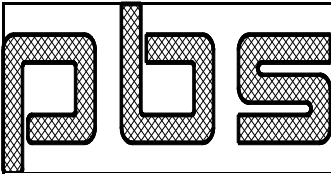
Splice Yield = 50.00 (ksi)
Bolt Type = A325 Snug-Tightened
Bolt Shear Stress = 27.00 (ksi)
Bolt Tension Stress = 45.00 (ksi)

PLATE SIZE:

Splice Id	Member Type	Web Locate	Web Depth	Splice Width	Splice Thickness	-----Bolts(A325)-----							
						Dia	Gage	Gage2	RowT	SpaceT	RowB	SpaceB	RowI
1	PSS	1- 2	54.00	10.0	1.000	1.125	5.00	5.00	2	4.00	2	4.00	2
2	-EE	3- 4	30.11	10.0	0.500	0.750	5.00	5.00	2	4.00	2	4.00	1
3	-EE	4- 5	30.00	10.0	0.500	0.750	5.00	5.00	2	4.00	2	4.00	1
4	PSS	5- 6	54.00	10.0	1.000	1.125	5.00	5.00	2	4.00	2	4.00	2

PLATE DESIGN:

Splice Id	Ten Typ	Load Loc	-----Max_Moment-----			-----Max_Shear-----				Req Thick	Req Dia	Bolt UC	
			Axial (k)	Shear (k)	Moment (f-k)	Load Id	Axial (k)	Shear (k)	Moment (f-k)				
1	PSS	Top	5	100.9	54.2	976.8	5	100.9	54.2	976.8	0.756	1.041	0.89
		Bot	68	-10.7	-3.7	-90.8	66	-9.8	-5.8	-71.8	0.263	0.596	0.28
2	-EE	Top	66	-10.4	1.1	14.7	68	-11.0	-1.8	13.2	0.196	0.527	0.19
		Bot	6	96.0	3.8	-196.3	97	80.8	12.4	-168.5	0.321	0.536	0.51
3	-EE	Top	68	-10.6	1.2	33.1	85	79.5	-15.8	20.8	0.253	0.645	0.32
		Bot	97	82.3	-14.2	-214.6	6	97.8	-17.3	-127.8	0.392	0.656	0.77
4	PSS	Top	6	101.0	-54.0	908.2	6	101.0	-54.0	908.2	0.756	0.992	0.80



Customer	Elbert Rentals	Job No	22-8706
Project	Building Expansion	Date	5/3/2022
Location	Newberg, OR 97132	Designed By	AC
Size	117 x 90 x 14.8 x 14.1	Checked By	

Bot 66 -9.9 3.3 -78.0 68 -10.3 6.1 -71.7 0.245 0.557 0.24

WELDS:

Splice		Outside_Flange_To_Bep				Inside_Flange_To_Bep				-----Web_To_Bep-----			
Id Side		Size	Typ	Shear(k/in)		Size	Typ	Shear(k/in)		Size	Typ	Shear(k/in)	
				Calc	Limit			Calc	Limit			Calc	Limit
1	L	0.438	F2	8.73	9.10	0.188	F2	1.05	3.89	0.500	F2	6.54	7.43
1	R	0.500	F2	9.34	11.15	0.188	F2	0.92	3.89	0.375	F2	4.67	5.57
2	L	0.188	F2	0.26	3.89	0.188	F2	3.49	3.89	0.125	F2	1.31	1.86
2	R	0.188	F2	0.27	3.89	0.188	F2	3.49	3.89	0.125	F2	1.31	1.86
3	L	0.188	F2	0.61	3.89	0.188	F2	3.83	3.89	0.125	F2	1.43	1.86
3	R	0.188	F2	0.57	3.89	0.188	F2	3.69	3.89	0.125	F2	1.85	1.86
4	L	0.438	F2	8.68	9.10	0.188	F2	0.79	3.89	0.313	F2	4.34	4.64
4	R	0.438	F2	8.11	9.10	0.188	F2	0.90	3.89	0.438	F2	6.08	6.50

LOAD COMBINATIONS:

- 5 - Dead+Collateral+Snow
- 6 - Dead+Collateral+Snow
- 66 - 0.6Dead-0.6Wind_Long1
- 68 - 0.6Dead-0.6Wind_Long2
- 85 - Dead+Collateral+F1UNB_SL_L
- 97 - Dead+Collateral+F1UNB_SL_R

=====
 22-8706 Frame 1 - Bearing Stiffeners 4/29/22 3:56pm
 =====

Stiffener Yield = 50.0 (ksi)

STIFFENER SIZE:

----Stiffener----		--Web(in)--		----Stiffener_Size(in)---			
Location	Offset	Depth	Thick	Width	Thick	Length	No.
Lt Col	0.0	48.00	0.375	4.00	0.500	48.00	1
Rt Col	117.0	48.00	0.375	4.00	0.375	48.00	1

STIFFENER DESIGN:

Location	----Tension(k)---			--Compression(k)--			Max UC
	Load	Calc	Limit	Load	Calc	Limit	
Lt Col	68	19.6	119.8	5	207.2	225.0	0.92
Rt Col	66	17.1	89.8	6	194.6	195.1	1.00

WELDS:

Stiffener		---Stiff_To_Flg/EP---				-----Stiff_To_Web-----			
Location		Size Typ		Shear(k/in)		Size Typ		Shear(k/in)	
		Calc	Limit	Calc	Limit	Calc	Limit	Calc	Limit

PLS	Customer	Elbert Rentals	Job No	22-8706
	Project	Building Expansion	Date	5/3/2022
	Location	Newberg, OR 97132	Designed By	AC
	Size	117 x 90 x 14.8 x 14.1	Checked By	

```

-----
Lt Col          0.188  F2  1.23  3.89  0.188  F1  2.16  2.78
Rt Col          0.188  F2  1.07  3.89  0.188  F1  2.03  2.78
  
```

LOAD COMBINATIONS:

- ```

5 - Dead+Collateral+Snow
6 - Dead+Collateral+Snow
66 - 0.6Dead-0.6Wind_Long1
68 - 0.6Dead-0.6Wind_Long2

```

```

=====
22-8706 Frame 1 - Transverse Stiffeners 4/29/22 3:56pm
=====

```

No Stiffeners Required.

```

=====
22-8706 Frame 1 - Flange Braces 4/29/22 3:56pm
=====

```

DESIGN CONSTANTS:

```

Flange Brace Yield = 36.00 ksi
Girt/Purlin Yield = 55.00 ksi
Flange Brace Bolt = GR_5 (1 Washers)
Bolt Shear Stress = 24.00 ksi

```

Flange Brace Force  
 Inside flange, max of bending compression

LAYOUT:

```

Surf Seg Web Brace Angle Design -----Bolt_Dia----- --Attachment-
 Id Loc Side Part Id Depth Offset Deg Length Frame Purlin Clip Frame Purlin
Ref

2 2 2 L3X3X316 2 50.62 36.00 33.1 62.23 0.500 0.500 Clip Web
 6 1 L3X3X316 3 35.22 24.00 30.9 42.81 0.500 0.500 Clip Web
 10 1 L2X2X1/8 4 30.00 24.00 34.9 38.42 0.500 0.500 Clip Web
 14 1 L2X2X1/8 4 30.00 24.00 34.9 38.42 0.500 0.500 Clip Web
3 1 1 L2X2X1/8 5 30.00 24.00 34.8 38.52 0.500 0.500 Clip Web
 3 1 L2X2X1/8 5 30.00 24.00 34.8 38.52 0.500 0.500 Clip Web
 7 1 L2X2X1/8 5 30.00 24.00 34.8 38.52 0.500 0.500 Clip Web
 11 1 L2X2X1/8 6 40.11 36.00 39.3 53.73 0.500 0.500 Clip Web
 15 2 L3X3X316 7 51.53 36.00 32.7 62.99 0.500 0.500 Clip Web

```

DESIGN:

```

Surf Load(f-k) Force -Brace_UC- ---Connection_UC---

```

|            |                 |                        |                    |          |
|------------|-----------------|------------------------|--------------------|----------|
| <b>PLS</b> | <b>Customer</b> | Elbert Rentals         | <b>Job No</b>      | 22-8706  |
|            | <b>Project</b>  | Building Expansion     | <b>Date</b>        | 5/3/2022 |
|            | <b>Location</b> | Newberg, OR 97132      | <b>Designed By</b> | AC       |
|            | <b>Size</b>     | 117 x 90 x 14.8 x 14.1 | <b>Checked By</b>  |          |

| Id | Loc | Id | Moment | (k ) | Comp | Tens | Frame | Purlin | Clip |
|----|-----|----|--------|------|------|------|-------|--------|------|
| 2  | 2   | 5  | 813.1  | 2.93 | 0.38 | 0.35 | 0.62  | 0.67   |      |
|    | 6   | 97 | 310.5  | 3.65 | 0.38 | 0.43 | 0.77  | 0.83   |      |
|    | 10  | 66 | 27.1   | 0.32 | 0.09 | 0.09 | 0.09  | 0.07   |      |
|    | 14  | 66 | 16.4   | 0.19 | 0.05 | 0.05 | 0.05  | 0.04   |      |
| 3  | 1   | 68 | 15.5   | 0.18 | 0.05 | 0.05 | 0.05  | 0.04   |      |
|    | 3   | 68 | 30.9   | 0.36 | 0.10 | 0.10 | 0.10  | 0.08   |      |
|    | 7   | 68 | 34.9   | 0.40 | 0.11 | 0.11 | 0.11  | 0.09   |      |
|    | 11  | 85 | 254.1  | 1.81 | 0.68 | 0.49 | 0.48  | 0.41   |      |
|    | 15  | 6  | 747.0  | 2.66 | 0.35 | 0.31 | 0.56  | 0.61   |      |

LOAD COMBINATIONS:

- 5 - Dead+Collateral+Snow
- 6 - Dead+Collateral+Snow
- 66 - 0.6Dead-0.6Wind\_Long1
- 68 - 0.6Dead-0.6Wind\_Long2
- 85 - Dead+Collateral+F1UNB\_SL\_L
- 97 - Dead+Collateral+F1UNB\_SL\_R

=====  
 22-8706                      Frame 1 - Web To Flange Weld                      4/29/22    3:56pm  
 =====

| Surf Id | Mem Id | Seg Id | Sec Id | Load Id | Shear (k ) | Q (in3) | Ixx (in4) | ---Web_Flange_Weld--- |     |      |       |
|---------|--------|--------|--------|---------|------------|---------|-----------|-----------------------|-----|------|-------|
|         |        |        |        |         |            |         |           | Size                  | Typ | Calc | Limit |
| 1       | 1      | 1      | 1      | 5       | 90.1       | 72.1    | 2118      | 0.250                 | F1  | 3.07 | 3.71  |
| 2       | 2      | 2      | 6      | 5       | 50.1       | 185.4   | 12431     | 0.188                 | F1  | 0.75 | 2.78  |
| 2       | 2      | 3      | 9      | 5       | 45.4       | 170.7   | 10408     | 0.188                 | F1  | 0.74 | 2.78  |
| 2       | 3      | 4      | 20     | 5       | 26.2       | 76.3    | 2748      | 0.188                 | F1  | 0.73 | 2.78  |
| 3       | 4      | 5      | 34     | 97      | 19.0       | 88.5    | 3028      | 0.188                 | F1  | 0.56 | 2.78  |
| 3       | 5      | 6      | 57     | 6       | 36.6       | 113.6   | 7046      | 0.188                 | F1  | 0.59 | 2.78  |
| 3       | 5      | 7      | 64     | 6       | 50.5       | 185.4   | 12431     | 0.188                 | F1  | 0.75 | 2.78  |
| 4       | 6      | 8      | 69     | 6       | 89.4       | 72.1    | 2118      | 0.250                 | F1  | 3.04 | 3.71  |

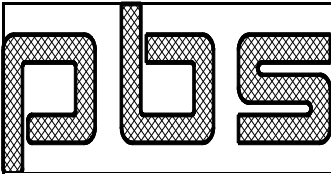
LOAD COMBINATIONS:

- 5 - Dead+Collateral+Snow
- 6 - Dead+Collateral+Snow
- 97 - Dead+Collateral+F1UNB\_SL\_R

=====  
 22-8706                      Frame 1 - Special Segments                      4/29/22    3:56pm  
 =====

FLANGE PLATE:

| Locate | --Initial-- |       | ---Final--- |       |
|--------|-------------|-------|-------------|-------|
|        | Width       | Thick | Width       | Thick |
|        | (in)        | (in)  | (in)        | (in)  |



|                 |                        |                    |          |
|-----------------|------------------------|--------------------|----------|
| <b>Customer</b> | Elbert Rentals         | <b>Job No</b>      | 22-8706  |
| <b>Project</b>  | Building Expansion     | <b>Date</b>        | 5/3/2022 |
| <b>Location</b> | Newberg, OR 97132      | <b>Designed By</b> | AC       |
| <b>Size</b>     | 117 x 90 x 14.8 x 14.1 | <b>Checked By</b>  |          |

Lt Col 10.0 0.500 10.0 0.500  
 Rt Col 10.0 0.500 10.0 0.500

WEB PLATE:

| -----Actions----- |    |            |               | Calc ---Initial-- |       |       | -----Final----- |       |      |           |  |
|-------------------|----|------------|---------------|-------------------|-------|-------|-----------------|-------|------|-----------|--|
|                   |    |            |               | Web               | Web   | Shear | Web             | Shear |      |           |  |
|                   |    |            |               | Shear             | Thick | Limit | Thick           | Limit |      |           |  |
| Locate            | Id | Axial (k ) | Moment (f-k ) | (k )              | (in)  | (k )  | (in)            | (k )  | UC   | Note      |  |
| Lt Col            | 5  | 103.0      | 976.8         | 165.6             | 0.375 | 245.5 | 0.375           | 245.5 | 0.67 | AISC G3-2 |  |
| Rt Col            | 6  | 102.8      | 908.2         | 150.4             | 0.375 | 245.4 | 0.375           | 245.4 | 0.61 | AISC G3-2 |  |

REQUIRED WEB DESIGN:

| Locate | h     | av    | Kv   | Cv   |
|--------|-------|-------|------|------|
| Lt Col | 45.76 | 52.00 | 8.87 | 0.52 |
| Rt Col | 45.72 | 51.96 | 8.87 | 0.52 |

LOAD COMBINATIONS:

- 5 - Dead+Collateral+Snow
- 6 - Dead+Collateral+Snow

=====  
 22-8706                      Frame 1 - Design Summary                      4/29/22 3:56pm  
 =====

FRAME:

-----  
 Id = 1  
 Type = RF  
 Line Id = 2 3  
 Load Width= 29.80  
 UC Limit= 1.03  
 KL/R Limit= 200.00

MEMBERS:

-----Max\_Axial+Moment-----

| Srf Mem Seg  |      | --Flange- | Web_Depth | -Plate_Thickness- | --Max_Shear- | ----O-Flg--- |       |       |       |    |    |      |    |    |      |    |    |
|--------------|------|-----------|-----------|-------------------|--------------|--------------|-------|-------|-------|----|----|------|----|----|------|----|----|
| ----I-Flg--- |      | Max       |           |                   |              |              |       |       |       |    |    |      |    |    |      |    |    |
| Id           | Id   | Id        | Len       | Wid               | Strt         | End          | Web   | O-flg | I-flg | Id | Ld | Ucv  | Id | Ld | Uco  | Id | Ld |
| Uci          | KL/R |           |           |                   |              |              |       |       |       |    |    |      |    |    |      |    |    |
| 1            | 1    | 1         | 13.9      | 10.0              | 24.0         | 48.0         | 0.375 | 0.500 | 0.625 | 5  | 5  | 0.57 | 5  | 5  | 0.72 | 5  | 5  |
| 0.90         | 65   |           |           |                   |              |              |       |       |       |    |    |      |    |    |      |    |    |
| 2            | 2    | 2         | 4.1       | 10.0              | 54.0         | 49.9         | 0.250 | 0.500 | 0.750 | 6  | 5  | 0.71 | 6  | 5  | 0.73 | 8  | 5  |

|            |                 |                        |                    |          |
|------------|-----------------|------------------------|--------------------|----------|
| <b>PLS</b> | <b>Customer</b> | Elbert Rentals         | <b>Job No</b>      | 22-8706  |
|            | <b>Project</b>  | Building Expansion     | <b>Date</b>        | 5/3/2022 |
|            | <b>Location</b> | Newberg, OR 97132      | <b>Designed By</b> | AC       |
|            | <b>Size</b>     | 117 x 90 x 14.8 x 14.1 | <b>Checked By</b>  |          |

1.03 103  
 2 2 3 20.0 10.0 49.9 30.0 0.250 0.500 0.750 9 5 0.64 9 5 0.63 9 5  
 1.03 103  
 2 3 4 26.7 10.0 30.0 30.0 0.188 0.500 0.500 20 5 0.66 31 6 1.00 20 97  
 0.91 101  
 3 4 5 25.7 10.0 30.0 30.0 0.188 0.625 0.500 34 97 0.47 39 5 0.95 40 97  
 0.46 100  
 3 5 6 20.0 10.0 30.0 44.9 0.250 0.500 0.500 57 6 0.52 47 97 0.85 57 6  
 0.94 105  
 3 5 7 12.2 10.0 44.9 54.0 0.250 0.500 0.750 64 6 0.72 64 6 0.66 64 6  
 0.98 105  
 4 6 8 13.3 10.0 48.0 24.0 0.375 0.500 0.625 65 6 0.57 65 6 0.65 65 6  
 0.83 60

## LOAD COMBINATIONS:

-----  
 #- Controlling Load Combination In Design Summary

- 1 - Dead+Collateral+Live
- 2 - Dead+Collateral+Live
- 3 - Dead+Collateral
- 4 - Dead+Collateral
- 5#- Dead+Collateral+Snow
- 6#- Dead+Collateral+Snow
- 7 - Dead+Collateral+Snow+Snow\_Drift
- 8 - Dead+Collateral+Snow+Snow\_Drift
- 9 - Dead+Collateral+Snow+Slide\_Snow
- 10 - Dead+Collateral+Snow+Slide\_Snow
- 11 - Dead
- 12 - Dead
- 13 - Dead+Collateral+0.75Live
- 14 - Dead+Collateral+0.75Live
- 15 - Dead+Collateral+0.75Snow
- 16 - Dead+Collateral+0.75Snow
- 17 - Dead+Collateral+0.75Snow+0.75Snow\_Drift
- 18 - Dead+Collateral+0.75Snow+0.75Snow\_Drift
- 19 - Dead+Collateral+0.75Snow+0.75Slide\_Snow
- 20 - Dead+Collateral+0.75Snow+0.75Slide\_Snow
- 21 - Dead+0.6Wind\_Left1
- 22 - Dead+0.6Wind\_Right1
- 23 - Dead+0.6Wind\_Left2
- 24 - Dead+0.6Wind\_Right2
- 25 - Dead+0.6Wind\_Long1
- 26 - Dead-0.6Wind\_Long1
- 27 - Dead+0.6Wind\_Long2
- 28 - Dead-0.6Wind\_Long2
- 29 - Dead+Collateral+0.75Live+0.45Wind\_Left1
- 30 - Dead+Collateral+0.75Live+0.45Wind\_Right1
- 31 - Dead+Collateral+0.75Live+0.45Wind\_Left2
- 32 - Dead+Collateral+0.75Live+0.45Wind\_Right2
- 33 - Dead+Collateral+0.75Live+0.45Wind\_Long1
- 34 - Dead+Collateral+0.75Live-0.45Wind\_Long1
- 35 - Dead+Collateral+0.75Live+0.45Wind\_Long2

|            |                 |                        |                    |          |
|------------|-----------------|------------------------|--------------------|----------|
| <b>PLS</b> | <b>Customer</b> | Elbert Rentals         | <b>Job No</b>      | 22-8706  |
|            | <b>Project</b>  | Building Expansion     | <b>Date</b>        | 5/3/2022 |
|            | <b>Location</b> | Newberg, OR 97132      | <b>Designed By</b> | AC       |
|            | <b>Size</b>     | 117 x 90 x 14.8 x 14.1 | <b>Checked By</b>  |          |

36 - Dead+Collateral+0.75Live-0.45Wind\_Long2  
 37 - Dead+Collateral+0.75Snow+0.45Wind\_Left1  
 38 - Dead+Collateral+0.75Snow+0.45Wind\_Left1+0.75Snow\_Drift  
 39 - Dead+Collateral+0.75Snow+0.45Wind\_Left1+0.75Slide\_Snow  
 40 - Dead+Collateral+0.75Snow+0.45Wind\_Right1  
 41 - Dead+Collateral+0.75Snow+0.45Wind\_Right1+0.75Snow\_Drift  
 42 - Dead+Collateral+0.75Snow+0.45Wind\_Right1+0.75Slide\_Snow  
 43 - Dead+Collateral+0.75Snow+0.45Wind\_Left2  
 44 - Dead+Collateral+0.75Snow+0.45Wind\_Left2+0.75Snow\_Drift  
 45 - Dead+Collateral+0.75Snow+0.45Wind\_Left2+0.75Slide\_Snow  
 46 - Dead+Collateral+0.75Snow+0.45Wind\_Right2  
 47 - Dead+Collateral+0.75Snow+0.45Wind\_Right2+0.75Snow\_Drift  
 48 - Dead+Collateral+0.75Snow+0.45Wind\_Right2+0.75Slide\_Snow  
 49 - Dead+Collateral+0.75Snow+0.45Wind\_Long1  
 50 - Dead+Collateral+0.75Snow-0.45Wind\_Long1  
 51 - Dead+Collateral+0.75Snow+0.45Wind\_Long1+0.75Snow\_Drift  
 52 - Dead+Collateral+0.75Snow-0.45Wind\_Long1+0.75Snow\_Drift  
 53 - Dead+Collateral+0.75Snow+0.45Wind\_Long1+0.75Slide\_Snow  
 54 - Dead+Collateral+0.75Snow-0.45Wind\_Long1+0.75Slide\_Snow  
 55 - Dead+Collateral+0.75Snow+0.45Wind\_Long2  
 56 - Dead+Collateral+0.75Snow-0.45Wind\_Long2  
 57 - Dead+Collateral+0.75Snow+0.45Wind\_Long2+0.75Snow\_Drift  
 58 - Dead+Collateral+0.75Snow-0.45Wind\_Long2+0.75Snow\_Drift  
 59 - Dead+Collateral+0.75Snow+0.45Wind\_Long2+0.75Slide\_Snow  
 60 - Dead+Collateral+0.75Snow-0.45Wind\_Long2+0.75Slide\_Snow  
 61 - 0.6Dead+0.6Wind\_Left1  
 62 - 0.6Dead+0.6Wind\_Right1  
 63 - 0.6Dead+0.6Wind\_Left2  
 64 - 0.6Dead+0.6Wind\_Right2  
 65 - 0.6Dead+0.6Wind\_Long1  
 66 - 0.6Dead-0.6Wind\_Long1  
 67 - 0.6Dead+0.6Wind\_Long2  
 68 - 0.6Dead-0.6Wind\_Long2  
 69 - 1.1Dead+1.1Collateral+0.7Seismic\_L  
 70 - 1.1Dead+1.1Collateral+0.7Seismic\_R  
 71 - 1.1Dead+1.1Collateral+0.7Seismic\_Long  
 72 - 1.1Dead+1.1Collateral-0.7Seismic\_Long  
 73 - 1.07Dead+1.07Collateral+0.75Live+0.53Seismic\_L  
 74 - 1.07Dead+1.07Collateral+0.75Live+0.53Seismic\_R  
 75 - 1.07Dead+1.07Collateral+0.53Seismic\_L  
 76 - 1.07Dead+1.07Collateral+0.53Seismic\_R  
 77 - 1.07Dead+1.07Collateral+0.75Live+0.53Seismic\_Long  
 78 - 1.07Dead+1.07Collateral+0.75Live-0.53Seismic\_Long  
 79 - 1.07Dead+1.07Collateral+0.53Seismic\_Long  
 80 - 1.07Dead+1.07Collateral-0.53Seismic\_Long  
 81 - Dead/2+0.7Seismic\_L  
 82 - Dead/2+0.7Seismic\_R  
 83 - Dead/2+0.7Seismic\_Long  
 84 - Dead/2-0.7Seismic\_Long  
 85 - Dead+Collateral+F1UNB\_SL\_L  
 86 - Dead+Collateral+F1UNB\_SL\_L  
 87 - Dead+Collateral+0.75F1UNB\_SL\_L  
 88 - Dead+Collateral+0.75F1UNB\_SL\_L  
 89 - Dead+Collateral+0.45Wind\_Left1+0.75F1UNB\_SL\_L

|            |                 |                        |                    |          |
|------------|-----------------|------------------------|--------------------|----------|
| <b>PLS</b> | <b>Customer</b> | Elbert Rentals         | <b>Job No</b>      | 22-8706  |
|            | <b>Project</b>  | Building Expansion     | <b>Date</b>        | 5/3/2022 |
|            | <b>Location</b> | Newberg, OR 97132      | <b>Designed By</b> | AC       |
|            | <b>Size</b>     | 117 x 90 x 14.8 x 14.1 | <b>Checked By</b>  |          |

90 - Dead+Collateral+0.45Wind\_Left2+0.75F1UNB\_SL\_L  
 91 - Dead+Collateral+0.45Wind\_Right1+0.75F1UNB\_SL\_L  
 92 - Dead+Collateral+0.45Wind\_Right2+0.75F1UNB\_SL\_L  
 93 - 1.07Dead+1.07Collateral+0.52Seismic\_Long+0.75F1UNB\_SL\_L  
 94 - 1.07Dead+1.07Collateral-0.52Seismic\_Long+0.75F1UNB\_SL\_L  
 95 - 1.07Dead+1.07Collateral+0.52Seismic\_L+0.75F1UNB\_SL\_L  
 96 - 1.07Dead+1.07Collateral+0.52Seismic\_R+0.75F1UNB\_SL\_L  
 97#- Dead+Collateral+F1UNB\_SL\_R  
 98 - Dead+Collateral+F1UNB\_SL\_R  
 99 - Dead+Collateral+0.75F1UNB\_SL\_R  
 100 - Dead+Collateral+0.75F1UNB\_SL\_R  
 101 - Dead+Collateral+0.45Wind\_Left1+0.75F1UNB\_SL\_R  
 102 - Dead+Collateral+0.45Wind\_Left2+0.75F1UNB\_SL\_R  
 103 - Dead+Collateral+0.45Wind\_Right1+0.75F1UNB\_SL\_R  
 104 - Dead+Collateral+0.45Wind\_Right2+0.75F1UNB\_SL\_R  
 105 - 1.07Dead+1.07Collateral+0.52Seismic\_Long+0.75F1UNB\_SL\_R  
 106 - 1.07Dead+1.07Collateral-0.52Seismic\_Long+0.75F1UNB\_SL\_R  
 107 - 1.07Dead+1.07Collateral+0.52Seismic\_L+0.75F1UNB\_SL\_R  
 108 - 1.07Dead+1.07Collateral+0.52Seismic\_R+0.75F1UNB\_SL\_R  
 109 - Dead+Collateral+Live  
 110 - Dead+Collateral+Live  
 111 - Dead+Collateral  
 112 - Dead+Collateral  
 113 - Dead+Collateral+Snow  
 114 - Dead+Collateral+Snow  
 115 - Dead+Collateral+Snow+Snow\_Drift  
 116 - Dead+Collateral+Snow+Snow\_Drift  
 117 - Dead+Collateral+Snow+Slide\_Snow  
 118 - Dead+Collateral+Snow+Slide\_Snow  
 119 - Dead  
 120 - Dead  
 121 - Dead+Collateral+0.75Live  
 122 - Dead+Collateral+0.75Live  
 123 - Dead+Collateral+0.75Snow  
 124 - Dead+Collateral+0.75Snow  
 125 - Dead+Collateral+0.75Snow+0.75Snow\_Drift  
 126 - Dead+Collateral+0.75Snow+0.75Snow\_Drift  
 127 - Dead+Collateral+0.75Snow+0.75Slide\_Snow  
 128 - Dead+Collateral+0.75Snow+0.75Slide\_Snow  
 129 - Dead+0.48Wind\_Left1  
 130 - Dead+0.48Wind\_Right1  
 131 - Dead+0.48Wind\_Left2  
 132 - Dead+0.48Wind\_Right2  
 133 - Dead+0.48Wind\_Long1  
 134 - Dead-0.48Wind\_Long1  
 135 - Dead+0.48Wind\_Long2  
 136 - Dead-0.48Wind\_Long2  
 137 - Dead+Collateral+0.75Live+0.36Wind\_Left1  
 138 - Dead+Collateral+0.75Live+0.36Wind\_Right1  
 139 - Dead+Collateral+0.75Live+0.36Wind\_Left2  
 140 - Dead+Collateral+0.75Live+0.36Wind\_Right2  
 141 - Dead+Collateral+0.75Live+0.36Wind\_Long1  
 142 - Dead+Collateral+0.75Live-0.36Wind\_Long1  
 143 - Dead+Collateral+0.75Live+0.36Wind\_Long2

|            |                 |                        |                    |          |
|------------|-----------------|------------------------|--------------------|----------|
| <b>PLS</b> | <b>Customer</b> | Elbert Rentals         | <b>Job No</b>      | 22-8706  |
|            | <b>Project</b>  | Building Expansion     | <b>Date</b>        | 5/3/2022 |
|            | <b>Location</b> | Newberg, OR 97132      | <b>Designed By</b> | AC       |
|            | <b>Size</b>     | 117 x 90 x 14.8 x 14.1 | <b>Checked By</b>  |          |

144 - Dead+Collateral+0.75Live-0.36Wind\_Long2  
 145 - Dead+Collateral+0.75Snow+0.36Wind\_Left1  
 146 - Dead+Collateral+0.75Snow+0.36Wind\_Left1+0.75Snow\_Drift  
 147 - Dead+Collateral+0.75Snow+0.36Wind\_Left1+0.75Slide\_Snow  
 148 - Dead+Collateral+0.75Snow+0.36Wind\_Right1  
 149 - Dead+Collateral+0.75Snow+0.36Wind\_Right1+0.75Snow\_Drift  
 150 - Dead+Collateral+0.75Snow+0.36Wind\_Right1+0.75Slide\_Snow  
 151 - Dead+Collateral+0.75Snow+0.36Wind\_Left2  
 152 - Dead+Collateral+0.75Snow+0.36Wind\_Left2+0.75Snow\_Drift  
 153 - Dead+Collateral+0.75Snow+0.36Wind\_Left2+0.75Slide\_Snow  
 154 - Dead+Collateral+0.75Snow+0.36Wind\_Right2  
 155 - Dead+Collateral+0.75Snow+0.36Wind\_Right2+0.75Snow\_Drift  
 156 - Dead+Collateral+0.75Snow+0.36Wind\_Right2+0.75Slide\_Snow  
 157 - Dead+Collateral+0.75Snow+0.36Wind\_Long1  
 158 - Dead+Collateral+0.75Snow-0.36Wind\_Long1  
 159 - Dead+Collateral+0.75Snow+0.36Wind\_Long1+0.75Snow\_Drift  
 160 - Dead+Collateral+0.75Snow-0.36Wind\_Long1+0.75Snow\_Drift  
 161 - Dead+Collateral+0.75Snow+0.36Wind\_Long1+0.75Slide\_Snow  
 162 - Dead+Collateral+0.75Snow-0.36Wind\_Long1+0.75Slide\_Snow  
 163 - Dead+Collateral+0.75Snow+0.36Wind\_Long2  
 164 - Dead+Collateral+0.75Snow-0.36Wind\_Long2  
 165 - Dead+Collateral+0.75Snow+0.36Wind\_Long2+0.75Snow\_Drift  
 166 - Dead+Collateral+0.75Snow-0.36Wind\_Long2+0.75Snow\_Drift  
 167 - Dead+Collateral+0.75Snow+0.36Wind\_Long2+0.75Slide\_Snow  
 168 - Dead+Collateral+0.75Snow-0.36Wind\_Long2+0.75Slide\_Snow  
 169 - 0.6Dead+0.48Wind\_Left1  
 170 - 0.6Dead+0.48Wind\_Right1  
 171 - 0.6Dead+0.48Wind\_Left2  
 172 - 0.6Dead+0.48Wind\_Right2  
 173 - 0.6Dead+0.48Wind\_Long1  
 174 - 0.6Dead-0.48Wind\_Long1  
 175 - 0.6Dead+0.48Wind\_Long2  
 176 - 0.6Dead-0.48Wind\_Long2  
 177 - 1.1Dead+1.1Collateral+0.7Seismic\_L  
 178 - 1.1Dead+1.1Collateral+0.7Seismic\_R  
 179 - 1.1Dead+1.1Collateral+0.7Seismic\_Long  
 180 - 1.1Dead+1.1Collateral-0.7Seismic\_Long  
 181 - 1.07Dead+1.07Collateral+0.75Live+0.53Seismic\_L  
 182 - 1.07Dead+1.07Collateral+0.75Live+0.53Seismic\_R  
 183 - 1.07Dead+1.07Collateral+0.53Seismic\_L  
 184 - 1.07Dead+1.07Collateral+0.53Seismic\_R  
 185 - 1.07Dead+1.07Collateral+0.75Live+0.53Seismic\_Long  
 186 - 1.07Dead+1.07Collateral+0.75Live-0.53Seismic\_Long  
 187 - 1.07Dead+1.07Collateral+0.53Seismic\_Long  
 188 - 1.07Dead+1.07Collateral-0.53Seismic\_Long  
 189 - Dead/2+0.7Seismic\_L  
 190 - Dead/2+0.7Seismic\_R  
 191 - Dead/2+0.7Seismic\_Long  
 192 - Dead/2-0.7Seismic\_Long  
 193 - Dead+Collateral+F1UNB\_SL\_L  
 194 - Dead+Collateral+F1UNB\_SL\_L  
 195 - Dead+Collateral+0.75F1UNB\_SL\_L  
 196 - Dead+Collateral+0.75F1UNB\_SL\_L  
 197 - Dead+Collateral+0.36Wind\_Left1+0.75F1UNB\_SL\_L



|            |                 |                        |                    |          |
|------------|-----------------|------------------------|--------------------|----------|
| <b>PLS</b> | <b>Customer</b> | Elbert Rentals         | <b>Job No</b>      | 22-8706  |
|            | <b>Project</b>  | Building Expansion     | <b>Date</b>        | 5/3/2022 |
|            | <b>Location</b> | Newberg, OR 97132      | <b>Designed By</b> | AC       |
|            | <b>Size</b>     | 117 x 90 x 14.8 x 14.1 | <b>Checked By</b>  |          |

198 - Dead+Collateral+0.36Wind\_Left2+0.75F1UNB\_SL\_L  
 199 - Dead+Collateral+0.36Wind\_Right1+0.75F1UNB\_SL\_L  
 200 - Dead+Collateral+0.36Wind\_Right2+0.75F1UNB\_SL\_L  
 201 - 1.07Dead+1.07Collateral+0.52Seismic\_Long+0.75F1UNB\_SL\_L  
 202 - 1.07Dead+1.07Collateral-0.52Seismic\_Long+0.75F1UNB\_SL\_L  
 203 - 1.07Dead+1.07Collateral+0.52Seismic\_L+0.75F1UNB\_SL\_L  
 204 - 1.07Dead+1.07Collateral+0.52Seismic\_R+0.75F1UNB\_SL\_L  
 205 - Dead+Collateral+F1UNB\_SL\_R  
 206 - Dead+Collateral+F1UNB\_SL\_R  
 207 - Dead+Collateral+0.75F1UNB\_SL\_R  
 208 - Dead+Collateral+0.75F1UNB\_SL\_R  
 209 - Dead+Collateral+0.36Wind\_Left1+0.75F1UNB\_SL\_R  
 210 - Dead+Collateral+0.36Wind\_Left2+0.75F1UNB\_SL\_R  
 211 - Dead+Collateral+0.36Wind\_Right1+0.75F1UNB\_SL\_R  
 212 - Dead+Collateral+0.36Wind\_Right2+0.75F1UNB\_SL\_R  
 213 - 1.07Dead+1.07Collateral+0.52Seismic\_Long+0.75F1UNB\_SL\_R  
 214 - 1.07Dead+1.07Collateral-0.52Seismic\_Long+0.75F1UNB\_SL\_R  
 215 - 1.07Dead+1.07Collateral+0.52Seismic\_L+0.75F1UNB\_SL\_R  
 216 - 1.07Dead+1.07Collateral+0.52Seismic\_R+0.75F1UNB\_SL\_R

## PLATE LIMITS:

| Seg<br>Id | -----Web-----       |       | -----Flange-----        |       | ---Flange--- |       | Web_Depth/<br>Flange_Width |       | Web_Area/<br>Flange_Area |       |
|-----------|---------------------|-------|-------------------------|-------|--------------|-------|----------------------------|-------|--------------------------|-------|
|           | Depth/Thick<br>Calc | Limit | Width/(2xThick)<br>Calc | Limit | Thick        | Min   | Calc                       | Limit | Calc                     | Limit |
| 1         | 128.0               | 260.0 | 10.0                    |       | 0.500        | 0.375 | 4.8                        |       | 3.6                      | 10.0  |
| 2         | 216.0               | 260.0 | 10.0                    |       | 0.500        | 0.250 | 5.4                        |       | 2.7                      | 10.0  |
| 3         | 194.3               | 260.0 | 10.0                    |       | 0.500        | 0.250 | 4.9                        |       | 2.4                      | 10.0  |
| 4         | 160.0               | 260.0 | 10.0                    |       | 0.500        | 0.188 | 3.0                        |       | 1.1                      | 10.0  |
| 5         | 160.0               | 260.0 | 10.0                    |       | 0.500        | 0.188 | 3.0                        |       | 1.1                      | 10.0  |
| 6         | 176.7               | 260.0 | 10.0                    |       | 0.500        | 0.250 | 4.4                        |       | 2.2                      | 10.0  |
| 7         | 216.0               | 260.0 | 10.0                    |       | 0.500        | 0.250 | 5.4                        |       | 2.7                      | 10.0  |
| 8         | 128.0               | 260.0 | 10.0                    |       | 0.500        | 0.375 | 4.8                        |       | 3.6                      | 10.0  |

## FRAME AREA:

Frame Area= 430.55  
 Building Area= 1974.71  
 Ratio= 0.22

## WEIGHTS:

| Member      | 1    | 2    | 3    | 4    | 5    | 6    |
|-------------|------|------|------|------|------|------|
| Weight (lb) | 1224 | 1890 | 1415 | 1471 | 2349 | 1167 |

Total Weight (lb)  
 Frame = 9515  
 Splice Plate = 920  
 Base Plate = 74

|            |                 |                        |                    |          |
|------------|-----------------|------------------------|--------------------|----------|
| <b>PLS</b> | <b>Customer</b> | Elbert Rentals         | <b>Job No</b>      | 22-8706  |
|            | <b>Project</b>  | Building Expansion     | <b>Date</b>        | 5/3/2022 |
|            | <b>Location</b> | Newberg, OR 97132      | <b>Designed By</b> | AC       |
|            | <b>Size</b>     | 117 x 90 x 14.8 x 14.1 | <b>Checked By</b>  |          |

10509

## REACTIONS - Sidewall Columns:

| Load<br>Id | -----Left_Column----- |        |        |         | -----Right_Column----- |        |        |         |
|------------|-----------------------|--------|--------|---------|------------------------|--------|--------|---------|
|            | Fx(k )                | Fy(k ) | Fz(k ) | M(f-k ) | Fx(k )                 | Fy(k ) | Fz(k ) | M(f-k ) |
| 1          | 83.60                 | 59.82  | 0.00   | 0.00    | -83.60                 | 59.66  | 0.00   | 0.00    |
| 2          | 83.61                 | 59.75  | 0.00   | 0.00    | -83.61                 | 59.74  | 0.00   | 0.00    |
| 3          | 33.87                 | 24.91  | 0.00   | 0.00    | -33.87                 | 24.85  | 0.00   | 0.00    |
| 4          | 33.88                 | 24.87  | 0.00   | 0.00    | -33.88                 | 24.88  | 0.00   | 0.00    |
| 5          | 96.01                 | 68.56  | 0.00   | 0.00    | -96.01                 | 68.36  | 0.00   | 0.00    |
| 6          | 96.03                 | 68.47  | 0.00   | 0.00    | -96.03                 | 68.45  | 0.00   | 0.00    |
| 7          | 96.01                 | 68.56  | 0.00   | 0.00    | -96.01                 | 68.36  | 0.00   | 0.00    |
| 8          | 96.03                 | 68.47  | 0.00   | 0.00    | -96.03                 | 68.45  | 0.00   | 0.00    |
| 9          | 96.01                 | 68.56  | 0.00   | 0.00    | -96.01                 | 68.36  | 0.00   | 0.00    |
| 10         | 96.03                 | 68.47  | 0.00   | 0.00    | -96.03                 | 68.45  | 0.00   | 0.00    |
| 11         | 16.39                 | 12.65  | 0.00   | 0.00    | -16.39                 | 12.61  | 0.00   | 0.00    |
| 12         | 16.39                 | 12.63  | 0.00   | 0.00    | -16.39                 | 12.63  | 0.00   | 0.00    |
| 13         | 71.17                 | 51.09  | 0.00   | 0.00    | -71.17                 | 50.96  | 0.00   | 0.00    |
| 14         | 71.19                 | 51.03  | 0.00   | 0.00    | -71.19                 | 51.02  | 0.00   | 0.00    |
| 15         | 80.49                 | 57.64  | 0.00   | 0.00    | -80.49                 | 57.49  | 0.00   | 0.00    |
| 16         | 80.51                 | 57.57  | 0.00   | 0.00    | -80.51                 | 57.56  | 0.00   | 0.00    |
| 17         | 80.49                 | 57.64  | 0.00   | 0.00    | -80.49                 | 57.49  | 0.00   | 0.00    |
| 18         | 80.51                 | 57.57  | 0.00   | 0.00    | -80.51                 | 57.56  | 0.00   | 0.00    |
| 19         | 80.49                 | 57.64  | 0.00   | 0.00    | -80.49                 | 57.49  | 0.00   | 0.00    |
| 20         | 80.51                 | 57.57  | 0.00   | 0.00    | -80.51                 | 57.56  | 0.00   | 0.00    |
| 21         | -1.54                 | -0.72  | 0.00   | 0.00    | -3.44                  | 2.43   | 0.00   | 0.00    |
| 22         | 3.68                  | 2.50   | 0.00   | 0.00    | 1.34                   | -0.61  | 0.00   | 0.00    |
| 23         | 6.31                  | 5.79   | 0.00   | 0.00    | -11.25                 | 8.95   | 0.00   | 0.00    |
| 24         | 11.42                 | 9.01   | 0.00   | 0.00    | -6.41                  | 5.90   | 0.00   | 0.00    |
| 25         | 0.18                  | -3.39  | 4.53   | 0.00    | 0.29                   | -0.43  | 4.43   | 0.00    |
| 26         | 0.31                  | 0.48   | 0.00   | 0.00    | 0.16                   | 3.17   | 0.00   | 0.00    |
| 27         | -0.93                 | -0.91  | 4.53   | 0.00    | 0.42                   | -3.61  | 4.43   | 0.00    |
| 28         | -0.80                 | 2.97   | 0.00   | 0.00    | 0.30                   | -0.01  | 0.00   | 0.00    |
| 29         | 57.76                 | 41.04  | 0.00   | 0.00    | -61.50                 | 43.36  | 0.00   | 0.00    |
| 30         | 61.68                 | 43.45  | 0.00   | 0.00    | -57.91                 | 41.07  | 0.00   | 0.00    |
| 31         | 63.63                 | 45.92  | 0.00   | 0.00    | -67.34                 | 48.24  | 0.00   | 0.00    |
| 32         | 67.47                 | 48.33  | 0.00   | 0.00    | -63.71                 | 45.95  | 0.00   | 0.00    |
| 33         | 59.05                 | 39.04  | 3.40   | 0.00    | -58.70                 | 41.20  | 3.33   | 0.00    |
| 34         | 59.15                 | 41.94  | 0.00   | 0.00    | -58.79                 | 43.90  | 0.00   | 0.00    |
| 35         | 58.22                 | 40.89  | 3.40   | 0.00    | -58.60                 | 38.83  | 3.33   | 0.00    |
| 36         | 58.32                 | 43.80  | 0.00   | 0.00    | -58.69                 | 41.53  | 0.00   | 0.00    |
| 37         | 67.08                 | 47.58  | 0.00   | 0.00    | -70.82                 | 49.89  | 0.00   | 0.00    |
| 38         | 67.08                 | 47.58  | 0.00   | 0.00    | -70.82                 | 49.89  | 0.00   | 0.00    |
| 39         | 67.08                 | 47.58  | 0.00   | 0.00    | -70.82                 | 49.89  | 0.00   | 0.00    |
| 40         | 71.00                 | 49.99  | 0.00   | 0.00    | -67.23                 | 47.60  | 0.00   | 0.00    |
| 41         | 71.00                 | 49.99  | 0.00   | 0.00    | -67.23                 | 47.60  | 0.00   | 0.00    |
| 42         | 71.00                 | 49.99  | 0.00   | 0.00    | -67.23                 | 47.60  | 0.00   | 0.00    |
| 43         | 72.95                 | 52.47  | 0.00   | 0.00    | -76.66                 | 54.77  | 0.00   | 0.00    |
| 44         | 72.95                 | 52.47  | 0.00   | 0.00    | -76.66                 | 54.77  | 0.00   | 0.00    |

|            |       |       |                 |                        |        |       |       |                    |          |
|------------|-------|-------|-----------------|------------------------|--------|-------|-------|--------------------|----------|
| <b>PLS</b> |       |       | <b>Customer</b> | Elbert Rentals         |        |       |       | <b>Job No</b>      | 22-8706  |
|            |       |       | <b>Project</b>  | Building Expansion     |        |       |       | <b>Date</b>        | 5/3/2022 |
|            |       |       | <b>Location</b> | Newberg, OR 97132      |        |       |       | <b>Designed By</b> | AC       |
|            |       |       | <b>Size</b>     | 117 x 90 x 14.8 x 14.1 |        |       |       | <b>Checked By</b>  |          |
| 45         | 72.95 | 52.47 | 0.00            | 0.00                   | -76.66 | 54.77 | 0.00  | 0.00               |          |
| 46         | 76.79 | 54.88 | 0.00            | 0.00                   | -73.03 | 52.48 | 0.00  | 0.00               |          |
| 47         | 76.79 | 54.88 | 0.00            | 0.00                   | -73.03 | 52.48 | 0.00  | 0.00               |          |
| 48         | 76.79 | 54.88 | 0.00            | 0.00                   | -73.03 | 52.48 | 0.00  | 0.00               |          |
| 49         | 68.37 | 45.58 | 3.40            | 0.00                   | -68.02 | 47.73 | 3.33  | 0.00               |          |
| 50         | 68.47 | 48.49 | 0.00            | 0.00                   | -68.11 | 50.43 | 0.00  | 0.00               |          |
| 51         | 68.37 | 45.58 | 3.40            | 0.00                   | -68.02 | 47.73 | 3.33  | 0.00               |          |
| 52         | 68.47 | 48.49 | 0.00            | 0.00                   | -68.11 | 50.43 | 0.00  | 0.00               |          |
| 53         | 68.37 | 45.58 | 3.40            | 0.00                   | -68.02 | 47.73 | 3.33  | 0.00               |          |
| 54         | 68.47 | 48.49 | 0.00            | 0.00                   | -68.11 | 50.43 | 0.00  | 0.00               |          |
| 55         | 67.54 | 47.43 | 3.40            | 0.00                   | -67.92 | 45.36 | 3.33  | 0.00               |          |
| 56         | 67.64 | 50.34 | 0.00            | 0.00                   | -68.01 | 48.06 | 0.00  | 0.00               |          |
| 57         | 67.54 | 47.43 | 3.40            | 0.00                   | -67.92 | 45.36 | 3.33  | 0.00               |          |
| 58         | 67.64 | 50.34 | 0.00            | 0.00                   | -68.01 | 48.06 | 0.00  | 0.00               |          |
| 59         | 67.54 | 47.43 | 3.40            | 0.00                   | -67.92 | 45.36 | 3.33  | 0.00               |          |
| 60         | 67.64 | 50.34 | 0.00            | 0.00                   | -68.01 | 48.06 | 0.00  | 0.00               |          |
| 61         | -8.10 | -5.77 | 0.00            | 0.00                   | 3.12   | -2.62 | 0.00  | 0.00               |          |
| 62         | -2.87 | -2.56 | 0.00            | 0.00                   | 7.90   | -5.66 | 0.00  | 0.00               |          |
| 63         | -0.25 | 0.74  | 0.00            | 0.00                   | -4.69  | 3.90  | 0.00  | 0.00               |          |
| 64         | 4.87  | 3.95  | 0.00            | 0.00                   | 0.15   | 0.85  | 0.00  | 0.00               |          |
| 65         | -6.38 | -8.45 | 4.53            | 0.00                   | 6.85   | -5.48 | 4.43  | 0.00               |          |
| 66         | -6.25 | -4.57 | 0.00            | 0.00                   | 6.72   | -1.88 | 0.00  | 0.00               |          |
| 67         | -7.49 | -5.96 | 4.53            | 0.00                   | 6.98   | -8.66 | 4.43  | 0.00               |          |
| 68         | -7.36 | -2.09 | 0.00            | 0.00                   | 6.86   | -5.06 | 0.00  | 0.00               |          |
| 69         | 33.09 | 26.49 | 0.00            | 0.00                   | -41.84 | 28.23 | 0.00  | 0.00               |          |
| 70         | 41.44 | 28.27 | 0.00            | 0.00                   | -32.69 | 26.46 | 0.00  | 0.00               |          |
| 71         | 37.26 | 20.91 | 15.11           | 0.00                   | -37.26 | 21.24 | 15.06 | 0.00               |          |
| 72         | 37.69 | 33.85 | 0.00            | 0.00                   | -37.69 | 33.46 | 0.00  | 0.00               |          |
| 73         | 70.39 | 52.13 | 0.00            | 0.00                   | -77.01 | 53.41 | 0.00  | 0.00               |          |
| 74         | 76.71 | 53.48 | 0.00            | 0.00                   | -70.08 | 52.05 | 0.00  | 0.00               |          |
| 75         | 33.09 | 25.96 | 0.00            | 0.00                   | -39.71 | 27.27 | 0.00  | 0.00               |          |
| 76         | 39.41 | 27.30 | 0.00            | 0.00                   | -32.78 | 25.93 | 0.00  | 0.00               |          |
| 77         | 73.55 | 47.91 | 11.44           | 0.00                   | -73.55 | 48.10 | 11.40 | 0.00               |          |
| 78         | 73.87 | 57.70 | 0.00            | 0.00                   | -73.87 | 57.36 | 0.00  | 0.00               |          |
| 79         | 36.25 | 21.74 | 11.44           | 0.00                   | -36.25 | 21.97 | 11.40 | 0.00               |          |
| 80         | 36.57 | 31.53 | 0.00            | 0.00                   | -36.57 | 31.23 | 0.00  | 0.00               |          |
| 81         | 4.02  | 5.44  | 0.00            | 0.00                   | -12.77 | 7.19  | 0.00  | 0.00               |          |
| 82         | 12.37 | 7.20  | 0.00            | 0.00                   | -3.62  | 5.43  | 0.00  | 0.00               |          |
| 83         | 8.20  | -0.15 | 15.11           | 0.00                   | -8.20  | 0.20  | 15.06 | 0.00               |          |
| 84         | 8.63  | 12.78 | 0.00            | 0.00                   | -8.63  | 12.42 | 0.00  | 0.00               |          |
| 85         | 77.90 | 63.06 | 0.00            | 0.00                   | -77.92 | 46.50 | 0.00  | 0.00               |          |
| 86         | 77.85 | 63.13 | 0.00            | 0.00                   | -77.87 | 46.42 | 0.00  | 0.00               |          |
| 87         | 66.90 | 53.52 | 0.00            | 0.00                   | -66.91 | 41.09 | 0.00  | 0.00               |          |
| 88         | 66.86 | 53.58 | 0.00            | 0.00                   | -66.87 | 41.03 | 0.00  | 0.00               |          |
| 89         | 53.45 | 43.53 | 0.00            | 0.00                   | -57.20 | 33.41 | 0.00  | 0.00               |          |
| 90         | 59.33 | 48.42 | 0.00            | 0.00                   | -63.05 | 38.30 | 0.00  | 0.00               |          |
| 91         | 57.37 | 45.95 | 0.00            | 0.00                   | -53.62 | 31.13 | 0.00  | 0.00               |          |
| 92         | 63.17 | 50.83 | 0.00            | 0.00                   | -59.42 | 36.02 | 0.00  | 0.00               |          |
| 93         | 69.25 | 50.49 | 11.22           | 0.00                   | -69.26 | 38.26 | 11.19 | 0.00               |          |
| 94         | 69.56 | 60.09 | 0.00            | 0.00                   | -69.57 | 47.34 | 0.00  | 0.00               |          |
| 95         | 66.15 | 54.63 | 0.00            | 0.00                   | -72.66 | 43.46 | 0.00  | 0.00               |          |
| 96         | 72.34 | 55.96 | 0.00            | 0.00                   | -65.85 | 42.13 | 0.00  | 0.00               |          |
| 97         | 80.80 | 48.44 | 0.00            | 0.00                   | -80.81 | 64.20 | 0.00  | 0.00               |          |
| 98         | 80.78 | 48.37 | 0.00            | 0.00                   | -80.79 | 64.27 | 0.00  | 0.00               |          |

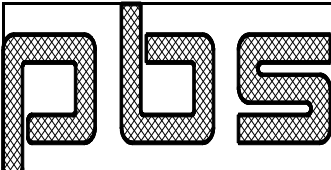
|            |                 |                        |  |  |  |                    |          |  |  |
|------------|-----------------|------------------------|--|--|--|--------------------|----------|--|--|
| <b>PLS</b> | <b>Customer</b> | Elbert Rentals         |  |  |  | <b>Job No</b>      | 22-8706  |  |  |
|            | <b>Project</b>  | Building Expansion     |  |  |  | <b>Date</b>        | 5/3/2022 |  |  |
|            | <b>Location</b> | Newberg, OR 97132      |  |  |  | <b>Designed By</b> | AC       |  |  |
|            | <b>Size</b>     | 117 x 90 x 14.8 x 14.1 |  |  |  | <b>Checked By</b>  |          |  |  |

|     |       |       |       |      |        |       |       |      |
|-----|-------|-------|-------|------|--------|-------|-------|------|
| 99  | 69.07 | 42.55 | 0.00  | 0.00 | -69.08 | 54.37 | 0.00  | 0.00 |
| 100 | 69.05 | 42.49 | 0.00  | 0.00 | -69.06 | 54.43 | 0.00  | 0.00 |
| 101 | 55.64 | 32.49 | 0.00  | 0.00 | -59.39 | 46.77 | 0.00  | 0.00 |
| 102 | 61.52 | 37.38 | 0.00  | 0.00 | -65.23 | 51.65 | 0.00  | 0.00 |
| 103 | 59.55 | 34.90 | 0.00  | 0.00 | -55.79 | 44.48 | 0.00  | 0.00 |
| 104 | 65.34 | 39.79 | 0.00  | 0.00 | -61.59 | 49.36 | 0.00  | 0.00 |
| 105 | 71.43 | 39.46 | 11.22 | 0.00 | -71.44 | 51.60 | 11.19 | 0.00 |
| 106 | 71.74 | 49.07 | 0.00  | 0.00 | -71.75 | 60.67 | 0.00  | 0.00 |
| 107 | 68.33 | 43.60 | 0.00  | 0.00 | -74.83 | 56.80 | 0.00  | 0.00 |
| 108 | 74.53 | 44.93 | 0.00  | 0.00 | -68.04 | 55.47 | 0.00  | 0.00 |

## DEFLECTIONS:

-----

| Load<br>Id | Lateral Defl<br>@ Top Of Col |       | Vert Defl<br>@ Midspan |
|------------|------------------------------|-------|------------------------|
|            | Left                         | Right |                        |
| 109        | -0.35                        | 0.05  | -2.93                  |
| 110        | -0.34                        | 0.06  | -2.93                  |
| 111        | -0.14                        | 0.02  | -1.18                  |
| 112        | -0.14                        | 0.03  | -1.18                  |
| 113        | -0.40                        | 0.06  | -3.37                  |
| 114        | -0.39                        | 0.07  | -3.37                  |
| 115        | -0.40                        | 0.06  | -3.37                  |
| 116        | -0.39                        | 0.07  | -3.37                  |
| 117        | -0.40                        | 0.06  | -3.37                  |
| 118        | -0.39                        | 0.07  | -3.37                  |
| 119        | -0.07                        | 0.01  | -0.57                  |
| 120        | -0.07                        | 0.01  | -0.57                  |
| 121        | -0.30                        | 0.05  | -2.49                  |
| 122        | -0.29                        | 0.05  | -2.49                  |
| 123        | -0.34                        | 0.05  | -2.82                  |
| 124        | -0.33                        | 0.06  | -2.82                  |
| 125        | -0.34                        | 0.05  | -2.82                  |
| 126        | -0.33                        | 0.06  | -2.82                  |
| 127        | -0.34                        | 0.05  | -2.82                  |
| 128        | -0.33                        | 0.06  | -2.82                  |
| 129        | -0.02                        | 0.01  | -0.15                  |
| 130        | -0.02                        | 0.00  | -0.16                  |
| 131        | -0.05                        | 0.01  | -0.40                  |
| 132        | -0.05                        | 0.01  | -0.40                  |
| 133        | -0.06                        | -0.05 | -0.10                  |
| 134        | -0.06                        | -0.05 | -0.10                  |
| 135        | 0.04                         | 0.06  | -0.05                  |
| 136        | 0.04                         | 0.06  | -0.05                  |
| 137        | -0.26                        | 0.05  | -2.18                  |
| 138        | -0.26                        | 0.04  | -2.18                  |
| 139        | -0.28                        | 0.05  | -2.36                  |
| 140        | -0.28                        | 0.05  | -2.37                  |
| 141        | -0.29                        | 0.01  | -2.14                  |
| 142        | -0.29                        | 0.01  | -2.14                  |
| 143        | -0.21                        | 0.08  | -2.10                  |

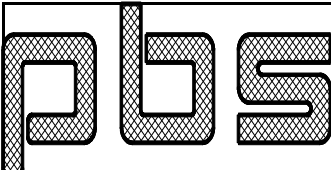
|                                                                                 |                 |                        |       |                    |          |
|---------------------------------------------------------------------------------|-----------------|------------------------|-------|--------------------|----------|
|  | <b>Customer</b> | Elbert Rentals         |       | <b>Job No</b>      | 22-8706  |
|                                                                                 | <b>Project</b>  | Building Expansion     |       | <b>Date</b>        | 5/3/2022 |
|                                                                                 | <b>Location</b> | Newberg, OR 97132      |       | <b>Designed By</b> | AC       |
|                                                                                 | <b>Size</b>     | 117 x 90 x 14.8 x 14.1 |       | <b>Checked By</b>  |          |
| 144                                                                             | -0.21           | 0.08                   | -2.10 |                    |          |
| 145                                                                             | -0.29           | 0.05                   | -2.51 |                    |          |
| 146                                                                             | -0.29           | 0.05                   | -2.51 |                    |          |
| 147                                                                             | -0.29           | 0.05                   | -2.51 |                    |          |
| 148                                                                             | -0.30           | 0.05                   | -2.51 |                    |          |
| 149                                                                             | -0.30           | 0.05                   | -2.51 |                    |          |
| 150                                                                             | -0.30           | 0.05                   | -2.51 |                    |          |
| 151                                                                             | -0.32           | 0.05                   | -2.69 |                    |          |
| 152                                                                             | -0.32           | 0.05                   | -2.69 |                    |          |
| 153                                                                             | -0.32           | 0.05                   | -2.69 |                    |          |
| 154                                                                             | -0.32           | 0.05                   | -2.69 |                    |          |
| 155                                                                             | -0.32           | 0.05                   | -2.69 |                    |          |
| 156                                                                             | -0.32           | 0.05                   | -2.69 |                    |          |
| 157                                                                             | -0.33           | 0.01                   | -2.47 |                    |          |
| 158                                                                             | -0.33           | 0.01                   | -2.47 |                    |          |
| 159                                                                             | -0.33           | 0.01                   | -2.47 |                    |          |
| 160                                                                             | -0.33           | 0.01                   | -2.47 |                    |          |
| 161                                                                             | -0.33           | 0.01                   | -2.47 |                    |          |
| 162                                                                             | -0.33           | 0.01                   | -2.47 |                    |          |
| 163                                                                             | -0.25           | 0.09                   | -2.43 |                    |          |
| 164                                                                             | -0.25           | 0.09                   | -2.43 |                    |          |
| 165                                                                             | -0.25           | 0.09                   | -2.43 |                    |          |
| 166                                                                             | -0.25           | 0.09                   | -2.43 |                    |          |
| 167                                                                             | -0.25           | 0.09                   | -2.43 |                    |          |
| 168                                                                             | -0.25           | 0.09                   | -2.43 |                    |          |
| 169                                                                             | 0.01            | 0.00                   | 0.08  |                    |          |
| 170                                                                             | 0.00            | 0.00                   | 0.07  |                    |          |
| 171                                                                             | -0.02           | 0.00                   | -0.17 |                    |          |
| 172                                                                             | -0.02           | 0.00                   | -0.17 |                    |          |
| 173                                                                             | -0.03           | -0.05                  | 0.13  |                    |          |
| 174                                                                             | -0.03           | -0.05                  | 0.13  |                    |          |
| 175                                                                             | 0.07            | 0.05                   | 0.18  |                    |          |
| 176                                                                             | 0.07            | 0.05                   | 0.18  |                    |          |
| 177                                                                             | -0.04           | 0.14                   | -1.28 |                    |          |
| 178                                                                             | -0.27           | -0.09                  | -1.32 |                    |          |
| 179                                                                             | -0.15           | 0.03                   | -1.30 |                    |          |
| 180                                                                             | -0.15           | 0.02                   | -1.30 |                    |          |
| 181                                                                             | -0.22           | 0.14                   | -2.56 |                    |          |
| 182                                                                             | -0.39           | -0.04                  | -2.59 |                    |          |
| 183                                                                             | -0.06           | 0.11                   | -1.25 |                    |          |
| 184                                                                             | -0.23           | -0.06                  | -1.28 |                    |          |
| 185                                                                             | -0.30           | 0.05                   | -2.58 |                    |          |
| 186                                                                             | -0.30           | 0.05                   | -2.57 |                    |          |
| 187                                                                             | -0.15           | 0.03                   | -1.27 |                    |          |
| 188                                                                             | -0.15           | 0.02                   | -1.26 |                    |          |
| 189                                                                             | 0.08            | 0.12                   | -0.26 |                    |          |
| 190                                                                             | -0.15           | -0.11                  | -0.31 |                    |          |
| 191                                                                             | -0.03           | 0.01                   | -0.29 |                    |          |
| 192                                                                             | -0.03           | 0.00                   | -0.28 |                    |          |
| 193                                                                             | 0.02            | 0.41                   | -2.66 |                    |          |
| 194                                                                             | 0.02            | 0.40                   | -2.66 |                    |          |
| 195                                                                             | -0.02           | 0.32                   | -2.29 |                    |          |
| 196                                                                             | -0.02           | 0.31                   | -2.29 |                    |          |
| 197                                                                             | 0.02            | 0.31                   | -1.98 |                    |          |

|            |                 |                        |                    |          |
|------------|-----------------|------------------------|--------------------|----------|
| <b>PLS</b> | <b>Customer</b> | Elbert Rentals         | <b>Job No</b>      | 22-8706  |
|            | <b>Project</b>  | Building Expansion     | <b>Date</b>        | 5/3/2022 |
|            | <b>Location</b> | Newberg, OR 97132      | <b>Designed By</b> | AC       |
|            | <b>Size</b>     | 117 x 90 x 14.8 x 14.1 | <b>Checked By</b>  |          |

|     |       |       |       |
|-----|-------|-------|-------|
| 198 | 0.00  | 0.31  | -2.16 |
| 199 | 0.01  | 0.31  | -1.98 |
| 200 | -0.01 | 0.31  | -2.16 |
| 201 | -0.03 | 0.31  | -2.37 |
| 202 | -0.03 | 0.31  | -2.37 |
| 203 | 0.05  | 0.40  | -2.36 |
| 204 | -0.11 | 0.23  | -2.39 |
| 205 | -0.67 | -0.26 | -3.01 |
| 206 | -0.66 | -0.25 | -3.01 |
| 207 | -0.53 | -0.19 | -2.55 |
| 208 | -0.53 | -0.18 | -2.55 |
| 209 | -0.49 | -0.19 | -2.24 |
| 210 | -0.51 | -0.19 | -2.42 |
| 211 | -0.49 | -0.19 | -2.24 |
| 212 | -0.52 | -0.19 | -2.43 |
| 213 | -0.54 | -0.19 | -2.64 |
| 214 | -0.54 | -0.19 | -2.63 |
| 215 | -0.45 | -0.10 | -2.62 |
| 216 | -0.62 | -0.27 | -2.65 |

## DEFLECTIONS RATIO:

| Load<br>Id | Lateral Defl<br>@ Top Of Col |       | Vert Defl<br>@ Midspan |
|------------|------------------------------|-------|------------------------|
|            | Left                         | Right |                        |
| 109        | 477                          | 2960  | 479                    |
| 110        | 491                          | 2503  | 479                    |
| 111        | 1182                         | 7333  | 1185                   |
| 112        | 1217                         | 6172  | 1185                   |
| 113        | 415                          | 2588  | 416                    |
| 114        | 427                          | 2188  | 417                    |
| 115        | 415                          | 2588  | 416                    |
| 116        | 427                          | 2188  | 417                    |
| 117        | 415                          | 2588  | 416                    |
| 118        | 427                          | 2188  | 417                    |
| 119        | 2438                         | 15892 | 2455                   |
| 120        | 2514                         | 13167 | 2456                   |
| 121        | 561                          | 3465  | 562                    |
| 122        | 577                          | 2931  | 563                    |
| 123        | 496                          | 3071  | 497                    |
| 124        | 510                          | 2598  | 497                    |
| 125        | 496                          | 3071  | 497                    |
| 126        | 510                          | 2598  | 497                    |
| 127        | 496                          | 3071  | 497                    |
| 128        | 510                          | 2598  | 497                    |
| 129        | 9223                         | 29234 | 9164                   |
| 130        | 7498                         | 44339 | 8862                   |
| 131        | 3621                         | 23001 | 3532                   |
| 132        | 3356                         | 30226 | 3495                   |
| 133        | 2702                         | 3503  | 13618                  |
| 134        | 2712                         | 3484  | 13742                  |

|                                                                                 |       |       |       |                 |                        |                    |          |
|---------------------------------------------------------------------------------|-------|-------|-------|-----------------|------------------------|--------------------|----------|
|  |       |       |       | <b>Customer</b> | Elbert Rentals         | <b>Job No</b>      | 22-8706  |
|                                                                                 |       |       |       | <b>Project</b>  | Building Expansion     | <b>Date</b>        | 5/3/2022 |
|                                                                                 |       |       |       | <b>Location</b> | Newberg, OR 97132      | <b>Designed By</b> | AC       |
|                                                                                 |       |       |       | <b>Size</b>     | 117 x 90 x 14.8 x 14.1 | <b>Checked By</b>  |          |
| 135                                                                             | 4037  | 2865  | 27850 |                 |                        |                    |          |
| 136                                                                             | 4009  | 2875  | 28380 |                 |                        |                    |          |
| 137                                                                             | 653   | 3431  | 644   |                 |                        |                    |          |
| 138                                                                             | 645   | 3547  | 643   |                 |                        |                    |          |
| 139                                                                             | 602   | 3369  | 594   |                 |                        |                    |          |
| 140                                                                             | 596   | 3469  | 593   |                 |                        |                    |          |
| 141                                                                             | 577   | 20798 | 655   |                 |                        |                    |          |
| 142                                                                             | 578   | 21429 | 655   |                 |                        |                    |          |
| 143                                                                             | 793   | 1883  | 668   |                 |                        |                    |          |
| 144                                                                             | 794   | 1887  | 668   |                 |                        |                    |          |
| 145                                                                             | 567   | 3009  | 560   |                 |                        |                    |          |
| 146                                                                             | 567   | 3009  | 560   |                 |                        |                    |          |
| 147                                                                             | 567   | 3009  | 560   |                 |                        |                    |          |
| 148                                                                             | 561   | 3099  | 559   |                 |                        |                    |          |
| 149                                                                             | 561   | 3099  | 559   |                 |                        |                    |          |
| 150                                                                             | 561   | 3099  | 559   |                 |                        |                    |          |
| 151                                                                             | 529   | 2964  | 522   |                 |                        |                    |          |
| 152                                                                             | 529   | 2964  | 522   |                 |                        |                    |          |
| 153                                                                             | 529   | 2964  | 522   |                 |                        |                    |          |
| 154                                                                             | 524   | 3042  | 521   |                 |                        |                    |          |
| 155                                                                             | 524   | 3042  | 521   |                 |                        |                    |          |
| 156                                                                             | 524   | 3042  | 521   |                 |                        |                    |          |
| 157                                                                             | 509   | 11323 | 568   |                 |                        |                    |          |
| 158                                                                             | 509   | 11513 | 568   |                 |                        |                    |          |
| 159                                                                             | 509   | 11323 | 568   |                 |                        |                    |          |
| 160                                                                             | 509   | 11513 | 568   |                 |                        |                    |          |
| 161                                                                             | 509   | 11323 | 568   |                 |                        |                    |          |
| 162                                                                             | 509   | 11513 | 568   |                 |                        |                    |          |
| 163                                                                             | 670   | 1746  | 578   |                 |                        |                    |          |
| 164                                                                             | 671   | 1750  | 578   |                 |                        |                    |          |
| 165                                                                             | 670   | 1746  | 578   |                 |                        |                    |          |
| 166                                                                             | 671   | 1750  | 578   |                 |                        |                    |          |
| 167                                                                             | 670   | 1746  | 578   |                 |                        |                    |          |
| 168                                                                             | 671   | 1750  | 578   |                 |                        |                    |          |
| 169                                                                             | 18943 | 99999 | 18609 |                 |                        |                    |          |
| 170                                                                             | 35752 | 99999 | 19988 |                 |                        |                    |          |
| 171                                                                             | 8724  | 63926 | 8320  |                 |                        |                    |          |
| 172                                                                             | 7336  | 99999 | 8115  |                 |                        |                    |          |
| 173                                                                             | 4798  | 3195  | 11182 |                 |                        |                    |          |
| 174                                                                             | 4832  | 3179  | 11099 |                 |                        |                    |          |
| 175                                                                             | 2448  | 3121  | 7878  |                 |                        |                    |          |
| 176                                                                             | 2437  | 3133  | 7836  |                 |                        |                    |          |
| 177                                                                             | 4178  | 1141  | 1095  |                 |                        |                    |          |
| 178                                                                             | 627   | 1823  | 1060  |                 |                        |                    |          |
| 179                                                                             | 1090  | 6105  | 1077  |                 |                        |                    |          |
| 180                                                                             | 1096  | 6402  | 1080  |                 |                        |                    |          |
| 181                                                                             | 771   | 1150  | 548   |                 |                        |                    |          |
| 182                                                                             | 428   | 4540  | 541   |                 |                        |                    |          |
| 183                                                                             | 2638  | 1431  | 1122  |                 |                        |                    |          |
| 184                                                                             | 711   | 2634  | 1093  |                 |                        |                    |          |
| 185                                                                             | 550   | 3080  | 544   |                 |                        |                    |          |
| 186                                                                             | 551   | 3141  | 545   |                 |                        |                    |          |
| 187                                                                             | 1121  | 6272  | 1107  |                 |                        |                    |          |
| 188                                                                             | 1126  | 6507  | 1110  |                 |                        |                    |          |

|            |                 |                        |                    |          |
|------------|-----------------|------------------------|--------------------|----------|
| <b>PLS</b> | <b>Customer</b> | Elbert Rentals         | <b>Job No</b>      | 22-8706  |
|            | <b>Project</b>  | Building Expansion     | <b>Date</b>        | 5/3/2022 |
|            | <b>Location</b> | Newberg, OR 97132      | <b>Designed By</b> | AC       |
|            | <b>Size</b>     | 117 x 90 x 14.8 x 14.1 | <b>Checked By</b>  |          |

|     |       |       |      |
|-----|-------|-------|------|
| 189 | 2124  | 1348  | 5305 |
| 190 | 1143  | 1488  | 4572 |
| 191 | 4956  | 28667 | 4912 |
| 192 | 5104  | 35789 | 4980 |
| 193 | 6763  | 385   | 528  |
| 194 | 10696 | 394   | 527  |
| 195 | 10259 | 504   | 613  |
| 196 | 6928  | 517   | 612  |
| 197 | 9996  | 518   | 710  |
| 198 | 39512 | 516   | 650  |
| 199 | 12406 | 521   | 709  |
| 200 | 23615 | 518   | 649  |
| 201 | 5585  | 508   | 591  |
| 202 | 5776  | 509   | 592  |
| 203 | 3041  | 399   | 595  |
| 204 | 1455  | 697   | 587  |
| 205 | 251   | 602   | 466  |
| 206 | 254   | 624   | 466  |
| 207 | 313   | 829   | 549  |
| 208 | 318   | 865   | 549  |
| 209 | 340   | 832   | 626  |
| 210 | 325   | 835   | 579  |
| 211 | 337   | 826   | 625  |
| 212 | 324   | 829   | 578  |
| 213 | 309   | 853   | 532  |
| 214 | 309   | 847   | 532  |
| 215 | 367   | 1567  | 535  |
| 216 | 267   | 586   | 529  |

## MAX DEFLECTION:

| Type             | Load Id | Deflect (in) | Span/Deflect Calc | Span/Deflect Limit |
|------------------|---------|--------------|-------------------|--------------------|
| Live Vertical    |         | -2.18        | 644.              | 180.               |
| Horizontal Drift | 216     | -0.62        | 268.              | 65.                |
| Horizontal Total | 205     | -0.67        | 251.              | 60.                |

Horizontal Spring Constant= 78.00 k/in

## P-DELTA - Direct Analysis:

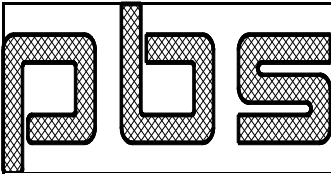
## CONVERGENCE CHECK:

| Column | Max Deflect Ratio |
|--------|-------------------|
| Left   | 0.0283            |
| Right  | 0.0496            |

## MAXIMUM DRIFT CHECK:

| Load   | Max_Drift (in) | Second/First |
|--------|----------------|--------------|
| First  |                |              |
| Second |                |              |





|                 |                        |                    |          |
|-----------------|------------------------|--------------------|----------|
| <b>Customer</b> | Elbert Rentals         | <b>Job No</b>      | 22-8706  |
| <b>Project</b>  | Building Expansion     | <b>Date</b>        | 5/3/2022 |
| <b>Location</b> | Newberg, OR 97132      | <b>Designed By</b> | AC       |
| <b>Size</b>     | 117 x 90 x 14.8 x 14.1 | <b>Checked By</b>  |          |

| Id | Order | Order | Ratio |
|----|-------|-------|-------|
| 5  | 0.39  | 0.40  | 1.03  |

=====  
 22-8706                      Frame 1 - Rigid Frame Clearances                      4/29/22    3:56pm  
 =====

VERTICAL CLEARANCE:  
 -----

| Location | Span   | X_Coord | Y_Coord |
|----------|--------|---------|---------|
| Left     | 116.39 | 57.13   | 116.39  |
| Right    | 108.33 | 1346.86 | 108.33  |
| Midspan  | 190.92 | 659.97  | 190.92  |

HORIZONTAL CLEARANCE:  
 -----

| Location     | Span    | X_CoordL | X_CoordR |
|--------------|---------|----------|----------|
| Left - Right | 1289.95 | 57.03    | 1346.98  |

=====  
 22-8706                      Frame 1 - Weight Summary                      4/29/22    3:56pm  
 =====

|                   |        |
|-------------------|--------|
| Total Weight (lb) |        |
| Frame             | = 9515 |
| Splice Plate      | = 920  |
| Base Plate        | = 74   |
|                   | -----  |
|                   | 10509  |

=====  
 22-8706                      Frame 1 - Warning Summary                      4/29/22    3:56pm  
 =====

.. No Warnings

|            |                 |                        |                    |          |
|------------|-----------------|------------------------|--------------------|----------|
| <b>PLS</b> | <b>Customer</b> | Elbert Rentals         | <b>Job No</b>      | 22-8706  |
|            | <b>Project</b>  | Building Expansion     | <b>Date</b>        | 5/3/2022 |
|            | <b>Location</b> | Newberg, OR 97132      | <b>Designed By</b> | AC       |
|            | <b>Size</b>     | 117 x 90 x 14.8 x 14.1 | <b>Checked By</b>  |          |

=====  
 22-8706                      Frame 2 - Design Code                      4/29/22    4:10pm  
 =====

STRUCTURAL CODE:  
 -----

Design Basis            : WS - Working Stress  
 Hot Rolled Steel       : AISC16  
 Cold Formed Steel     : NAUS16

BUILDING CODE:  
 -----

Wind Code                : OSSC 19 (IBC 18)  
 Seismic Zone            : D

MODULUS OF ELASTICITY:  
 -----

Hot Rolled Steel       : 29000 (ksi )  
 Cold Formed Steel     : 29500 (ksi )

=====  
 22-8706                      Frame 2 - Interior Columns                      4/29/22    4:10pm  
 =====

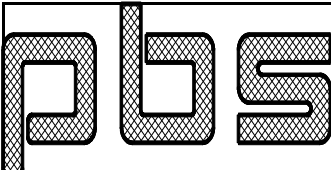
COLUMN SIZE:  
 -----

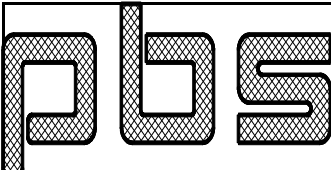
| Col Id | Locate (ft) | Part  | Length (ft) | ---Web(in)-- Depth | --Flange(in)- Thick | Width | Thick | Max_Load Id | UC   |
|--------|-------------|-------|-------------|--------------------|---------------------|-------|-------|-------------|------|
| 1      | 17.0        | W8X18 | 12.8        | 7.48               | 0.23                | 5.25  | 0.330 | 86          | 0.81 |
| 2      | 79.0        | W8X18 | 13.9        | 7.48               | 0.23                | 5.25  | 0.330 | 5           | 0.78 |

COLUMN ACTIONS/STRENGTH:  
 -----

| Col Id | Load Id | --Axial(k)-- |       | --Shear(k)-- |       | ----Moment(f-k)---- |            |             | Max UC |
|--------|---------|--------------|-------|--------------|-------|---------------------|------------|-------------|--------|
|        |         | Calc         | Limit | Calc         | Limit | Calc                | Limit Left | Limit Right |        |
| 1      | 1       | 32.89        | 50.64 | 0.00         | 37.44 | 0.00                | 41.79      | 27.28       | 0.65   |
|        | 2       | 33.24        | 50.64 | 0.00         | 37.44 | 0.00                | 41.79      | 27.28       | 0.66   |
|        | 3       | 13.24        | 50.64 | 0.00         | 37.44 | 0.00                | 41.79      | 27.28       | 0.26   |
|        | 4       | 13.38        | 50.64 | 0.00         | 37.44 | 0.00                | 41.79      | 27.28       | 0.26   |
|        | 5       | 37.77        | 50.64 | 0.00         | 37.44 | 0.00                | 41.79      | 27.28       | 0.75   |
|        | 6       | 38.18        | 50.64 | 0.00         | 37.44 | 0.00                | 41.79      | 27.28       | 0.75   |
|        | 7       | 37.77        | 50.64 | 0.00         | 37.44 | 0.00                | 41.79      | 27.28       | 0.75   |
|        | 8       | 38.18        | 50.64 | 0.00         | 37.44 | 0.00                | 41.79      | 27.28       | 0.75   |
|        | 9       | 37.77        | 50.64 | 0.00         | 37.44 | 0.00                | 41.79      | 27.28       | 0.75   |
|        | 10      | 38.18        | 50.64 | 0.00         | 37.44 | 0.00                | 41.79      | 27.28       | 0.75   |
|        | 11      | 6.29         | 50.64 | 0.00         | 37.44 | 0.00                | 41.79      | 27.28       | 0.12   |
|        | 12      | 6.36         | 50.64 | 0.00         | 37.44 | 0.00                | 41.79      | 27.28       | 0.13   |
|        | 13      | 27.99        | 50.64 | 0.00         | 37.44 | 0.00                | 41.79      | 27.28       | 0.55   |
|        | 14      | 28.30        | 50.64 | 0.00         | 37.44 | 0.00                | 41.79      | 27.28       | 0.56   |

|            |                 |                        |      |       |      |       |                    |          |  |
|------------|-----------------|------------------------|------|-------|------|-------|--------------------|----------|--|
| <b>PLS</b> | <b>Customer</b> | Elbert Rentals         |      |       |      |       | <b>Job No</b>      | 22-8706  |  |
|            | <b>Project</b>  | Building Expansion     |      |       |      |       | <b>Date</b>        | 5/3/2022 |  |
|            | <b>Location</b> | Newberg, OR 97132      |      |       |      |       | <b>Designed By</b> | AC       |  |
|            | <b>Size</b>     | 117 x 90 x 14.8 x 14.1 |      |       |      |       | <b>Checked By</b>  |          |  |
| 15         | 31.67           | 50.64                  | 0.00 | 37.44 | 0.00 | 41.79 | 27.28              | 0.63     |  |
| 16         | 32.01           | 50.64                  | 0.00 | 37.44 | 0.00 | 41.79 | 27.28              | 0.63     |  |
| 17         | 31.67           | 50.64                  | 0.00 | 37.44 | 0.00 | 41.79 | 27.28              | 0.63     |  |
| 18         | 32.01           | 50.64                  | 0.00 | 37.44 | 0.00 | 41.79 | 27.28              | 0.63     |  |
| 19         | 31.67           | 50.64                  | 0.00 | 37.44 | 0.00 | 41.79 | 27.28              | 0.63     |  |
| 20         | 32.01           | 50.64                  | 0.00 | 37.44 | 0.00 | 41.79 | 27.28              | 0.63     |  |
| 21         | -2.19           | 157.49                 | 0.00 | 37.44 | 0.00 | 41.79 | 27.28              | 0.01     |  |
| 22         | -0.68           | 157.49                 | 0.00 | 37.44 | 0.00 | 41.79 | 27.28              | 0.00     |  |
| 23         | 1.57            | 50.64                  | 0.00 | 37.44 | 0.00 | 41.79 | 27.28              | 0.03     |  |
| 24         | 3.01            | 50.64                  | 0.00 | 37.44 | 0.00 | 41.79 | 27.28              | 0.06     |  |
| 25         | -2.64           | 157.49                 | 0.00 | 37.44 | 0.00 | 41.79 | 27.28              | 0.02     |  |
| 26         | -2.63           | 157.49                 | 0.00 | 37.44 | 0.00 | 41.79 | 27.28              | 0.02     |  |
| 27         | 1.03            | 50.64                  | 0.00 | 37.44 | 0.00 | 41.79 | 27.28              | 0.02     |  |
| 28         | 1.04            | 50.64                  | 0.00 | 37.44 | 0.00 | 41.79 | 27.28              | 0.02     |  |
| 29         | 22.12           | 50.64                  | 0.00 | 37.44 | 0.00 | 41.79 | 27.28              | 0.44     |  |
| 30         | 23.00           | 50.64                  | 0.00 | 37.44 | 0.00 | 41.79 | 27.28              | 0.45     |  |
| 31         | 24.75           | 50.64                  | 0.00 | 37.44 | 0.00 | 41.79 | 27.28              | 0.49     |  |
| 32         | 25.59           | 50.64                  | 0.00 | 37.44 | 0.00 | 41.79 | 27.28              | 0.51     |  |
| 33         | 21.60           | 50.64                  | 0.00 | 37.44 | 0.00 | 41.79 | 27.28              | 0.43     |  |
| 34         | 21.60           | 50.64                  | 0.00 | 37.44 | 0.00 | 41.79 | 27.28              | 0.43     |  |
| 35         | 24.26           | 50.64                  | 0.00 | 37.44 | 0.00 | 41.79 | 27.28              | 0.48     |  |
| 36         | 24.26           | 50.64                  | 0.00 | 37.44 | 0.00 | 41.79 | 27.28              | 0.48     |  |
| 37         | 25.85           | 50.64                  | 0.00 | 37.44 | 0.00 | 41.79 | 27.28              | 0.51     |  |
| 38         | 25.85           | 50.64                  | 0.00 | 37.44 | 0.00 | 41.79 | 27.28              | 0.51     |  |
| 39         | 25.85           | 50.64                  | 0.00 | 37.44 | 0.00 | 41.79 | 27.28              | 0.51     |  |
| 40         | 26.69           | 50.64                  | 0.00 | 37.44 | 0.00 | 41.79 | 27.28              | 0.53     |  |
| 41         | 26.69           | 50.64                  | 0.00 | 37.44 | 0.00 | 41.79 | 27.28              | 0.53     |  |
| 42         | 26.69           | 50.64                  | 0.00 | 37.44 | 0.00 | 41.79 | 27.28              | 0.53     |  |
| 43         | 28.47           | 50.64                  | 0.00 | 37.44 | 0.00 | 41.79 | 27.28              | 0.56     |  |
| 44         | 28.47           | 50.64                  | 0.00 | 37.44 | 0.00 | 41.79 | 27.28              | 0.56     |  |
| 45         | 28.47           | 50.64                  | 0.00 | 37.44 | 0.00 | 41.79 | 27.28              | 0.56     |  |
| 46         | 29.27           | 50.64                  | 0.00 | 37.44 | 0.00 | 41.79 | 27.28              | 0.58     |  |
| 47         | 29.27           | 50.64                  | 0.00 | 37.44 | 0.00 | 41.79 | 27.28              | 0.58     |  |
| 48         | 29.27           | 50.64                  | 0.00 | 37.44 | 0.00 | 41.79 | 27.28              | 0.58     |  |
| 49         | 25.30           | 50.64                  | 0.00 | 37.44 | 0.00 | 41.79 | 27.28              | 0.50     |  |
| 50         | 25.29           | 50.64                  | 0.00 | 37.44 | 0.00 | 41.79 | 27.28              | 0.50     |  |
| 51         | 25.30           | 50.64                  | 0.00 | 37.44 | 0.00 | 41.79 | 27.28              | 0.50     |  |
| 52         | 25.29           | 50.64                  | 0.00 | 37.44 | 0.00 | 41.79 | 27.28              | 0.50     |  |
| 53         | 25.30           | 50.64                  | 0.00 | 37.44 | 0.00 | 41.79 | 27.28              | 0.50     |  |
| 54         | 25.29           | 50.64                  | 0.00 | 37.44 | 0.00 | 41.79 | 27.28              | 0.50     |  |
| 55         | 27.97           | 50.64                  | 0.00 | 37.44 | 0.00 | 41.79 | 27.28              | 0.55     |  |
| 56         | 27.96           | 50.64                  | 0.00 | 37.44 | 0.00 | 41.79 | 27.28              | 0.55     |  |
| 57         | 27.97           | 50.64                  | 0.00 | 37.44 | 0.00 | 41.79 | 27.28              | 0.55     |  |
| 58         | 27.96           | 50.64                  | 0.00 | 37.44 | 0.00 | 41.79 | 27.28              | 0.55     |  |
| 59         | 27.97           | 50.64                  | 0.00 | 37.44 | 0.00 | 41.79 | 27.28              | 0.55     |  |
| 60         | 27.96           | 50.64                  | 0.00 | 37.44 | 0.00 | 41.79 | 27.28              | 0.55     |  |
| 61         | -4.65           | 157.49                 | 0.00 | 37.44 | 0.00 | 41.79 | 27.28              | 0.03     |  |
| 62         | -3.11           | 157.49                 | 0.00 | 37.44 | 0.00 | 41.79 | 27.28              | 0.02     |  |
| 63         | -1.10           | 157.49                 | 0.00 | 37.44 | 0.00 | 41.79 | 27.28              | 0.01     |  |
| 64         | 0.49            | 50.64                  | 0.00 | 37.44 | 0.00 | 41.79 | 27.28              | 0.01     |  |
| 65         | -5.09           | 157.49                 | 0.00 | 37.44 | 0.00 | 41.79 | 27.28              | 0.03     |  |
| 66         | -5.08           | 157.49                 | 0.00 | 37.44 | 0.00 | 41.79 | 27.28              | 0.03     |  |
| 67         | -1.64           | 157.49                 | 0.00 | 37.44 | 0.00 | 41.79 | 27.28              | 0.01     |  |
| 68         | -1.62           | 157.49                 | 0.00 | 37.44 | 0.00 | 41.79 | 27.28              | 0.01     |  |

|  |       | Customer | Elbert Rentals         |       |       |       |       | Job No      | 22-8706  |  |
|---------------------------------------------------------------------------------|-------|----------|------------------------|-------|-------|-------|-------|-------------|----------|--|
|                                                                                 |       | Project  | Building Expansion     |       |       |       |       | Date        | 5/3/2022 |  |
|                                                                                 |       | Location | Newberg, OR 97132      |       |       |       |       | Designed By | AC       |  |
|                                                                                 |       | Size     | 117 x 90 x 14.8 x 14.1 |       |       |       |       | Checked By  |          |  |
| 69                                                                              | 18.88 | 50.64    | 0.00                   | 37.44 | 0.00  | 41.79 | 27.28 | 0.37        |          |  |
| 70                                                                              | 10.39 | 50.64    | 0.00                   | 37.44 | 0.00  | 41.79 | 27.28 | 0.21        |          |  |
| 71                                                                              | 14.63 | 50.64    | 0.00                   | 37.44 | 0.00  | 41.79 | 27.28 | 0.29        |          |  |
| 72                                                                              | 14.63 | 50.64    | 0.00                   | 37.44 | 0.00  | 41.79 | 27.28 | 0.29        |          |  |
| 73                                                                              | 32.62 | 50.64    | 0.00                   | 37.44 | 0.00  | 41.79 | 27.28 | 0.64        |          |  |
| 74                                                                              | 25.52 | 50.64    | 0.00                   | 37.44 | 0.00  | 41.79 | 27.28 | 0.50        |          |  |
| 75                                                                              | 17.44 | 50.64    | 0.00                   | 37.44 | 0.00  | 41.79 | 27.28 | 0.34        |          |  |
| 76                                                                              | 11.03 | 50.64    | 0.00                   | 37.44 | 0.00  | 41.79 | 27.28 | 0.22        |          |  |
| 77                                                                              | 29.07 | 50.64    | 0.00                   | 37.44 | 0.00  | 41.79 | 27.28 | 0.57        |          |  |
| 78                                                                              | 29.04 | 50.64    | 0.00                   | 37.44 | 0.00  | 41.79 | 27.28 | 0.57        |          |  |
| 79                                                                              | 14.24 | 50.64    | 0.00                   | 37.44 | 0.00  | 41.79 | 27.28 | 0.28        |          |  |
| 80                                                                              | 14.24 | 50.64    | 0.00                   | 37.44 | 0.00  | 41.79 | 27.28 | 0.28        |          |  |
| 81                                                                              | 7.11  | 50.64    | 0.00                   | 37.44 | 0.00  | 41.79 | 27.28 | 0.14        |          |  |
| 82                                                                              | -0.88 | 157.49   | 0.00                   | 37.44 | 0.00  | 41.79 | 27.28 | 0.01        |          |  |
| 83                                                                              | 3.16  | 50.64    | 0.00                   | 37.44 | 0.00  | 41.79 | 27.28 | 0.06        |          |  |
| 84                                                                              | 3.18  | 50.64    | 0.00                   | 37.44 | 0.00  | 41.79 | 27.28 | 0.06        |          |  |
| 85                                                                              | 40.81 | 50.64    | 0.00                   | 37.44 | 0.00  | 41.79 | 27.28 | 0.81        |          |  |
| 86                                                                              | 41.16 | 50.64    | 0.00                   | 37.44 | 0.00  | 41.79 | 27.28 | 0.81        |          |  |
| 87                                                                              | 33.92 | 50.64    | 0.00                   | 37.44 | 0.00  | 41.79 | 27.28 | 0.67        |          |  |
| 88                                                                              | 34.21 | 50.64    | 0.00                   | 37.44 | 0.00  | 41.79 | 27.28 | 0.68        |          |  |
| 89                                                                              | 27.99 | 50.64    | 0.00                   | 37.44 | 0.00  | 41.79 | 27.28 | 0.55        |          |  |
| 90                                                                              | 30.64 | 50.64    | 0.00                   | 37.44 | 0.00  | 41.79 | 27.28 | 0.61        |          |  |
| 91                                                                              | 28.90 | 50.64    | 0.00                   | 37.44 | 0.00  | 41.79 | 27.28 | 0.57        |          |  |
| 92                                                                              | 31.50 | 50.64    | 0.00                   | 37.44 | 0.00  | 41.79 | 27.28 | 0.62        |          |  |
| 93                                                                              | 34.99 | 50.64    | 0.00                   | 37.44 | 0.00  | 41.79 | 27.28 | 0.69        |          |  |
| 94                                                                              | 34.99 | 50.64    | 0.00                   | 37.44 | 0.00  | 41.79 | 27.28 | 0.69        |          |  |
| 95                                                                              | 38.41 | 50.64    | 0.00                   | 37.44 | 0.00  | 41.79 | 27.28 | 0.76        |          |  |
| 96                                                                              | 31.58 | 50.64    | 0.00                   | 37.44 | 0.00  | 41.79 | 27.28 | 0.62        |          |  |
| 97                                                                              | 22.50 | 50.64    | 0.00                   | 37.44 | 0.00  | 41.79 | 27.28 | 0.44        |          |  |
| 98                                                                              | 22.83 | 50.64    | 0.00                   | 37.44 | 0.00  | 41.79 | 27.28 | 0.45        |          |  |
| 99                                                                              | 20.20 | 50.64    | 0.00                   | 37.44 | 0.00  | 41.79 | 27.28 | 0.40        |          |  |
| 100                                                                             | 20.48 | 50.64    | 0.00                   | 37.44 | 0.00  | 41.79 | 27.28 | 0.40        |          |  |
| 101                                                                             | 14.30 | 50.64    | 0.00                   | 37.44 | 0.00  | 41.79 | 27.28 | 0.28        |          |  |
| 102                                                                             | 16.94 | 50.64    | 0.00                   | 37.44 | 0.00  | 41.79 | 27.28 | 0.33        |          |  |
| 103                                                                             | 15.20 | 50.64    | 0.00                   | 37.44 | 0.00  | 41.79 | 27.28 | 0.30        |          |  |
| 104                                                                             | 17.79 | 50.64    | 0.00                   | 37.44 | 0.00  | 41.79 | 27.28 | 0.35        |          |  |
| 105                                                                             | 21.26 | 50.64    | 0.00                   | 37.44 | 0.00  | 41.79 | 27.28 | 0.42        |          |  |
| 106                                                                             | 21.23 | 50.64    | 0.00                   | 37.44 | 0.00  | 41.79 | 27.28 | 0.42        |          |  |
| 107                                                                             | 24.72 | 50.64    | 0.00                   | 37.44 | 0.00  | 41.79 | 27.28 | 0.49        |          |  |
| 108                                                                             | 17.81 | 50.64    | 0.00                   | 37.44 | 0.00  | 41.79 | 27.28 | 0.35        |          |  |
| 2                                                                               | 1     | 29.12    | 42.76                  | 0.00  | 37.44 | 0.00  | 41.79 | 24.62       | 0.68     |  |
|                                                                                 | 2     | 28.99    | 42.76                  | 0.00  | 37.44 | 0.00  | 41.79 | 24.62       | 0.68     |  |
|                                                                                 | 3     | 11.54    | 42.76                  | 0.00  | 37.44 | 0.00  | 41.79 | 24.62       | 0.27     |  |
|                                                                                 | 4     | 11.48    | 42.76                  | 0.00  | 37.44 | 0.00  | 41.79 | 24.62       | 0.27     |  |
|                                                                                 | 5     | 33.53    | 42.76                  | 0.00  | 37.44 | 0.00  | 41.79 | 24.62       | 0.78     |  |
|                                                                                 | 6     | 33.37    | 42.76                  | 0.00  | 37.44 | 0.00  | 41.79 | 24.62       | 0.78     |  |
|                                                                                 | 7     | 33.53    | 42.76                  | 0.00  | 37.44 | 0.00  | 41.79 | 24.62       | 0.78     |  |
|                                                                                 | 8     | 33.37    | 42.76                  | 0.00  | 37.44 | 0.00  | 41.79 | 24.62       | 0.78     |  |
|                                                                                 | 9     | 33.53    | 42.76                  | 0.00  | 37.44 | 0.00  | 41.79 | 24.62       | 0.78     |  |
|                                                                                 | 10    | 33.37    | 42.76                  | 0.00  | 37.44 | 0.00  | 41.79 | 24.62       | 0.78     |  |
|                                                                                 | 11    | 5.38     | 42.76                  | 0.00  | 37.44 | 0.00  | 41.79 | 24.62       | 0.13     |  |
|                                                                                 | 12    | 5.35     | 42.76                  | 0.00  | 37.44 | 0.00  | 41.79 | 24.62       | 0.13     |  |
|                                                                                 | 13    | 24.72    | 42.76                  | 0.00  | 37.44 | 0.00  | 41.79 | 24.62       | 0.58     |  |
|                                                                                 | 14    | 24.60    | 42.76                  | 0.00  | 37.44 | 0.00  | 41.79 | 24.62       | 0.58     |  |

|                                                                                 |                 |                        |      |       |      |       |                    |          |  |
|---------------------------------------------------------------------------------|-----------------|------------------------|------|-------|------|-------|--------------------|----------|--|
|  | <b>Customer</b> | Elbert Rentals         |      |       |      |       | <b>Job No</b>      | 22-8706  |  |
|                                                                                 | <b>Project</b>  | Building Expansion     |      |       |      |       | <b>Date</b>        | 5/3/2022 |  |
|                                                                                 | <b>Location</b> | Newberg, OR 97132      |      |       |      |       | <b>Designed By</b> | AC       |  |
|                                                                                 | <b>Size</b>     | 117 x 90 x 14.8 x 14.1 |      |       |      |       | <b>Checked By</b>  |          |  |
| 15                                                                              | 28.02           | 42.76                  | 0.00 | 37.44 | 0.00 | 41.79 | 24.62              | 0.66     |  |
| 16                                                                              | 27.89           | 42.76                  | 0.00 | 37.44 | 0.00 | 41.79 | 24.62              | 0.65     |  |
| 17                                                                              | 28.02           | 42.76                  | 0.00 | 37.44 | 0.00 | 41.79 | 24.62              | 0.66     |  |
| 18                                                                              | 27.89           | 42.76                  | 0.00 | 37.44 | 0.00 | 41.79 | 24.62              | 0.65     |  |
| 19                                                                              | 28.02           | 42.76                  | 0.00 | 37.44 | 0.00 | 41.79 | 24.62              | 0.66     |  |
| 20                                                                              | 27.89           | 42.76                  | 0.00 | 37.44 | 0.00 | 41.79 | 24.62              | 0.65     |  |
| 21                                                                              | -1.17           | 157.49                 | 0.00 | 37.44 | 0.00 | 41.79 | 24.62              | 0.01     |  |
| 22                                                                              | -1.80           | 157.49                 | 0.00 | 37.44 | 0.00 | 41.79 | 24.62              | 0.01     |  |
| 23                                                                              | 2.18            | 42.76                  | 0.00 | 37.44 | 0.00 | 41.79 | 24.62              | 0.05     |  |
| 24                                                                              | 1.57            | 42.76                  | 0.00 | 37.44 | 0.00 | 41.79 | 24.62              | 0.04     |  |
| 25                                                                              | -0.18           | 157.49                 | 0.00 | 37.44 | 0.00 | 41.79 | 24.62              | 0.00     |  |
| 26                                                                              | -0.18           | 157.49                 | 0.00 | 37.44 | 0.00 | 41.79 | 24.62              | 0.00     |  |
| 27                                                                              | -2.07           | 157.49                 | 0.00 | 37.44 | 0.00 | 41.79 | 24.62              | 0.01     |  |
| 28                                                                              | -2.07           | 157.49                 | 0.00 | 37.44 | 0.00 | 41.79 | 24.62              | 0.01     |  |
| 29                                                                              | 19.86           | 42.76                  | 0.00 | 37.44 | 0.00 | 41.79 | 24.62              | 0.46     |  |
| 30                                                                              | 19.48           | 42.76                  | 0.00 | 37.44 | 0.00 | 41.79 | 24.62              | 0.46     |  |
| 31                                                                              | 22.21           | 42.76                  | 0.00 | 37.44 | 0.00 | 41.79 | 24.62              | 0.52     |  |
| 32                                                                              | 21.84           | 42.76                  | 0.00 | 37.44 | 0.00 | 41.79 | 24.62              | 0.51     |  |
| 33                                                                              | 20.66           | 42.76                  | 0.00 | 37.44 | 0.00 | 41.79 | 24.62              | 0.48     |  |
| 34                                                                              | 20.67           | 42.76                  | 0.00 | 37.44 | 0.00 | 41.79 | 24.62              | 0.48     |  |
| 35                                                                              | 19.23           | 42.76                  | 0.00 | 37.44 | 0.00 | 41.79 | 24.62              | 0.45     |  |
| 36                                                                              | 19.23           | 42.76                  | 0.00 | 37.44 | 0.00 | 41.79 | 24.62              | 0.45     |  |
| 37                                                                              | 23.14           | 42.76                  | 0.00 | 37.44 | 0.00 | 41.79 | 24.62              | 0.54     |  |
| 38                                                                              | 23.14           | 42.76                  | 0.00 | 37.44 | 0.00 | 41.79 | 24.62              | 0.54     |  |
| 39                                                                              | 23.14           | 42.76                  | 0.00 | 37.44 | 0.00 | 41.79 | 24.62              | 0.54     |  |
| 40                                                                              | 22.78           | 42.76                  | 0.00 | 37.44 | 0.00 | 41.79 | 24.62              | 0.53     |  |
| 41                                                                              | 22.78           | 42.76                  | 0.00 | 37.44 | 0.00 | 41.79 | 24.62              | 0.53     |  |
| 42                                                                              | 22.78           | 42.76                  | 0.00 | 37.44 | 0.00 | 41.79 | 24.62              | 0.53     |  |
| 43                                                                              | 25.49           | 42.76                  | 0.00 | 37.44 | 0.00 | 41.79 | 24.62              | 0.60     |  |
| 44                                                                              | 25.49           | 42.76                  | 0.00 | 37.44 | 0.00 | 41.79 | 24.62              | 0.60     |  |
| 45                                                                              | 25.49           | 42.76                  | 0.00 | 37.44 | 0.00 | 41.79 | 24.62              | 0.60     |  |
| 46                                                                              | 25.14           | 42.76                  | 0.00 | 37.44 | 0.00 | 41.79 | 24.62              | 0.59     |  |
| 47                                                                              | 25.14           | 42.76                  | 0.00 | 37.44 | 0.00 | 41.79 | 24.62              | 0.59     |  |
| 48                                                                              | 25.14           | 42.76                  | 0.00 | 37.44 | 0.00 | 41.79 | 24.62              | 0.59     |  |
| 49                                                                              | 23.96           | 42.76                  | 0.00 | 37.44 | 0.00 | 41.79 | 24.62              | 0.56     |  |
| 50                                                                              | 23.96           | 42.76                  | 0.00 | 37.44 | 0.00 | 41.79 | 24.62              | 0.56     |  |
| 51                                                                              | 23.96           | 42.76                  | 0.00 | 37.44 | 0.00 | 41.79 | 24.62              | 0.56     |  |
| 52                                                                              | 23.96           | 42.76                  | 0.00 | 37.44 | 0.00 | 41.79 | 24.62              | 0.56     |  |
| 53                                                                              | 23.96           | 42.76                  | 0.00 | 37.44 | 0.00 | 41.79 | 24.62              | 0.56     |  |
| 54                                                                              | 23.96           | 42.76                  | 0.00 | 37.44 | 0.00 | 41.79 | 24.62              | 0.56     |  |
| 55                                                                              | 22.51           | 42.76                  | 0.00 | 37.44 | 0.00 | 41.79 | 24.62              | 0.53     |  |
| 56                                                                              | 22.52           | 42.76                  | 0.00 | 37.44 | 0.00 | 41.79 | 24.62              | 0.53     |  |
| 57                                                                              | 22.51           | 42.76                  | 0.00 | 37.44 | 0.00 | 41.79 | 24.62              | 0.53     |  |
| 58                                                                              | 22.52           | 42.76                  | 0.00 | 37.44 | 0.00 | 41.79 | 24.62              | 0.53     |  |
| 59                                                                              | 22.51           | 42.76                  | 0.00 | 37.44 | 0.00 | 41.79 | 24.62              | 0.53     |  |
| 60                                                                              | 22.52           | 42.76                  | 0.00 | 37.44 | 0.00 | 41.79 | 24.62              | 0.53     |  |
| 61                                                                              | -3.22           | 157.49                 | 0.00 | 37.44 | 0.00 | 41.79 | 24.62              | 0.02     |  |
| 62                                                                              | -3.85           | 157.49                 | 0.00 | 37.44 | 0.00 | 41.79 | 24.62              | 0.02     |  |
| 63                                                                              | 0.04            | 42.76                  | 0.00 | 37.44 | 0.00 | 41.79 | 24.62              | 0.00     |  |
| 64                                                                              | -0.72           | 157.49                 | 0.00 | 37.44 | 0.00 | 41.79 | 24.62              | 0.00     |  |
| 65                                                                              | -2.24           | 157.49                 | 0.00 | 37.44 | 0.00 | 41.79 | 24.62              | 0.01     |  |
| 66                                                                              | -2.23           | 157.49                 | 0.00 | 37.44 | 0.00 | 41.79 | 24.62              | 0.01     |  |
| 67                                                                              | -4.12           | 157.49                 | 0.00 | 37.44 | 0.00 | 41.79 | 24.62              | 0.03     |  |
| 68                                                                              | -4.12           | 157.49                 | 0.00 | 37.44 | 0.00 | 41.79 | 24.62              | 0.03     |  |

|            |                 |                        |                    |          |
|------------|-----------------|------------------------|--------------------|----------|
| <b>PLS</b> | <b>Customer</b> | Elbert Rentals         | <b>Job No</b>      | 22-8706  |
|            | <b>Project</b>  | Building Expansion     | <b>Date</b>        | 5/3/2022 |
|            | <b>Location</b> | Newberg, OR 97132      | <b>Designed By</b> | AC       |
|            | <b>Size</b>     | 117 x 90 x 14.8 x 14.1 | <b>Checked By</b>  |          |

|     |       |       |      |       |      |       |       |      |
|-----|-------|-------|------|-------|------|-------|-------|------|
| 69  | 11.18 | 42.76 | 0.00 | 37.44 | 0.00 | 41.79 | 24.62 | 0.26 |
| 70  | 14.15 | 42.76 | 0.00 | 37.44 | 0.00 | 41.79 | 24.62 | 0.33 |
| 71  | 12.66 | 42.76 | 0.00 | 37.44 | 0.00 | 41.79 | 24.62 | 0.30 |
| 72  | 12.67 | 42.76 | 0.00 | 37.44 | 0.00 | 41.79 | 24.62 | 0.30 |
| 73  | 24.23 | 42.76 | 0.00 | 37.44 | 0.00 | 41.79 | 24.62 | 0.57 |
| 74  | 26.71 | 42.76 | 0.00 | 37.44 | 0.00 | 41.79 | 24.62 | 0.62 |
| 75  | 11.20 | 42.76 | 0.00 | 37.44 | 0.00 | 41.79 | 24.62 | 0.26 |
| 76  | 13.44 | 42.76 | 0.00 | 37.44 | 0.00 | 41.79 | 24.62 | 0.31 |
| 77  | 25.47 | 42.76 | 0.00 | 37.44 | 0.00 | 41.79 | 24.62 | 0.60 |
| 78  | 25.49 | 42.76 | 0.00 | 37.44 | 0.00 | 41.79 | 24.62 | 0.60 |
| 79  | 12.32 | 42.76 | 0.00 | 37.44 | 0.00 | 41.79 | 24.62 | 0.29 |
| 80  | 12.32 | 42.76 | 0.00 | 37.44 | 0.00 | 41.79 | 24.62 | 0.29 |
| 81  | 1.31  | 42.76 | 0.00 | 37.44 | 0.00 | 41.79 | 24.62 | 0.03 |
| 82  | 4.06  | 42.76 | 0.00 | 37.44 | 0.00 | 41.79 | 24.62 | 0.09 |
| 83  | 2.68  | 42.76 | 0.00 | 37.44 | 0.00 | 41.79 | 24.62 | 0.06 |
| 84  | 2.68  | 42.76 | 0.00 | 37.44 | 0.00 | 41.79 | 24.62 | 0.06 |
| 85  | 22.40 | 42.76 | 0.00 | 37.44 | 0.00 | 41.79 | 24.62 | 0.52 |
| 86  | 22.26 | 42.76 | 0.00 | 37.44 | 0.00 | 41.79 | 24.62 | 0.52 |
| 87  | 19.68 | 42.76 | 0.00 | 37.44 | 0.00 | 41.79 | 24.62 | 0.46 |
| 88  | 19.56 | 42.76 | 0.00 | 37.44 | 0.00 | 41.79 | 24.62 | 0.46 |
| 89  | 14.83 | 42.76 | 0.00 | 37.44 | 0.00 | 41.79 | 24.62 | 0.35 |
| 90  | 17.18 | 42.76 | 0.00 | 37.44 | 0.00 | 41.79 | 24.62 | 0.40 |
| 91  | 14.45 | 42.76 | 0.00 | 37.44 | 0.00 | 41.79 | 24.62 | 0.34 |
| 92  | 16.81 | 42.76 | 0.00 | 37.44 | 0.00 | 41.79 | 24.62 | 0.39 |
| 93  | 20.43 | 42.76 | 0.00 | 37.44 | 0.00 | 41.79 | 24.62 | 0.48 |
| 94  | 20.44 | 42.76 | 0.00 | 37.44 | 0.00 | 41.79 | 24.62 | 0.48 |
| 95  | 19.23 | 42.76 | 0.00 | 37.44 | 0.00 | 41.79 | 24.62 | 0.45 |
| 96  | 21.64 | 42.76 | 0.00 | 37.44 | 0.00 | 41.79 | 24.62 | 0.51 |
| 97  | 32.39 | 42.76 | 0.00 | 37.44 | 0.00 | 41.79 | 24.62 | 0.76 |
| 98  | 32.27 | 42.76 | 0.00 | 37.44 | 0.00 | 41.79 | 24.62 | 0.75 |
| 99  | 27.17 | 42.76 | 0.00 | 37.44 | 0.00 | 41.79 | 24.62 | 0.64 |
| 100 | 27.07 | 42.76 | 0.00 | 37.44 | 0.00 | 41.79 | 24.62 | 0.63 |
| 101 | 22.32 | 42.76 | 0.00 | 37.44 | 0.00 | 41.79 | 24.62 | 0.52 |
| 102 | 24.67 | 42.76 | 0.00 | 37.44 | 0.00 | 41.79 | 24.62 | 0.58 |
| 103 | 21.94 | 42.76 | 0.00 | 37.44 | 0.00 | 41.79 | 24.62 | 0.51 |
| 104 | 24.30 | 42.76 | 0.00 | 37.44 | 0.00 | 41.79 | 24.62 | 0.57 |
| 105 | 27.93 | 42.76 | 0.00 | 37.44 | 0.00 | 41.79 | 24.62 | 0.65 |
| 106 | 27.95 | 42.76 | 0.00 | 37.44 | 0.00 | 41.79 | 24.62 | 0.65 |
| 107 | 26.73 | 42.76 | 0.00 | 37.44 | 0.00 | 41.79 | 24.62 | 0.63 |
| 108 | 29.13 | 42.76 | 0.00 | 37.44 | 0.00 | 41.79 | 24.62 | 0.68 |

## COLUMN UNBRACED LENGTH:

| Col | ---Unbraced_Length--- |       |       | -----KL/R----- |       |       |
|-----|-----------------------|-------|-------|----------------|-------|-------|
| Id  | K                     | Major | Minor | Major          | Minor | Limit |
| 1   | 1.00                  | 12.8  | 12.8  | 45.            | 125.  | 200   |
| 2   | 1.00                  | 13.9  | 13.9  | 49.            | 136.  | 200   |

22-8706

Frame 2 - Interior Column Cap Plate

4/29/22 4:10pm

|            |                 |                        |                    |          |
|------------|-----------------|------------------------|--------------------|----------|
| <b>PLS</b> | <b>Customer</b> | Elbert Rentals         | <b>Job No</b>      | 22-8706  |
|            | <b>Project</b>  | Building Expansion     | <b>Date</b>        | 5/3/2022 |
|            | <b>Location</b> | Newberg, OR 97132      | <b>Designed By</b> | AC       |
|            | <b>Size</b>     | 117 x 90 x 14.8 x 14.1 | <b>Checked By</b>  |          |

## PLATE SIZE:

| Col Id | Cap Type | Col Depth | --Plate (in)-- |       | -----Bolts (in)----- |       |      |     |       |
|--------|----------|-----------|----------------|-------|----------------------|-------|------|-----|-------|
|        |          |           | Width          | Thick | Type                 | Dia   | Gage | Row | Space |
| Col1   | P-       | 8.14      | 10.00          | 0.500 | A325                 | 0.625 | 3.50 | 2   | 4.00  |
| Col2   | P-       | 8.14      | 10.00          | 0.500 | A325                 | 0.625 | 3.50 | 2   | 4.00  |

## PLATE DESIGN:

| Col Id | Load Id | Axial (k) | Shear (k) | Moment (f-k) | Req Thick | Req Dia | Note |
|--------|---------|-----------|-----------|--------------|-----------|---------|------|
| Col1   | 65      | -5.1      | 0.0       | 0.0          | 0.216     | 0.184   |      |
| Col2   | 68      | -4.1      | 0.0       | 0.0          | 0.194     | 0.166   |      |

## WELDS:

| Col Id | ----Outside Flange---- |     |                   |       | ----Inside Flange---- |     |                   |       | -----Web----- |     |                   |       |
|--------|------------------------|-----|-------------------|-------|-----------------------|-----|-------------------|-------|---------------|-----|-------------------|-------|
|        | Size                   | Typ | Shear (k/in) Calc | Limit | Size                  | Typ | Shear (k/in) Calc | Limit | Size          | Typ | Shear (k/in) Calc | Limit |
| Col1   | 0.188                  | F1  | 0.28              | 2.78  | 0.188                 | F1  | 0.28              | 2.78  | 0.125         | F1  | 0.28              | 1.86  |
| Col2   | 0.188                  | F1  | 0.23              | 2.78  | 0.188                 | F1  | 0.23              | 2.78  | 0.125         | F1  | 0.23              | 1.86  |

## LOAD COMBINATIONS:

65 - 0.6Dead+0.6Wind\_Long1  
68 - 0.6Dead-0.6Wind\_Long2

=====  
22-8706                      Frame 2 - Base Plates and Anchor Bolt                      4/29/22    4:10pm  
=====

## DESIGN CONSTANTS:

Base Plate Yield            = 50.00 (ksi )  
Concrete Bearing           = 0.88 (ksi )  
Bolt Type                    = A36  
Bolt Shear Stress         = 11.60 (ksi )  
Bolt Tension Stress       = 21.75 (ksi )

## BASE PLATE &amp; BOLT SIZE:

| ---Column Base (in)--- | --Plate Size (in)-- |      | --Bolts (A36 )-- |        |       | -Shear (k )- |     | Req   | Req   |      |       |       |       |
|------------------------|---------------------|------|------------------|--------|-------|--------------|-----|-------|-------|------|-------|-------|-------|
| Id    Typ              | Depth               | Elev | Width            | Length | Thick | Row          | Dia | Gage  | Limit | UC   | Thick | Dia   |       |
| Left                   | P                   | 12.4 | 0.0              | 6.0    | 13.00 | 0.500        | 2   | 0.750 | 4.00  | 20.5 | 0.74  | 0.468 | 0.634 |

|            |                 |                        |                    |          |
|------------|-----------------|------------------------|--------------------|----------|
| <b>PLS</b> | <b>Customer</b> | Elbert Rentals         | <b>Job No</b>      | 22-8706  |
|            | <b>Project</b>  | Building Expansion     | <b>Date</b>        | 5/3/2022 |
|            | <b>Location</b> | Newberg, OR 97132      | <b>Designed By</b> | AC       |
|            | <b>Size</b>     | 117 x 90 x 14.8 x 14.1 | <b>Checked By</b>  |          |

|       |   |      |     |     |       |       |   |       |      |      |      |       |       |
|-------|---|------|-----|-----|-------|-------|---|-------|------|------|------|-------|-------|
| Right | P | 12.4 | 0.0 | 6.0 | 13.00 | 0.500 | 2 | 0.750 | 4.00 | 20.5 | 0.73 | 0.299 | 0.633 |
| Col1  | P | 8.1  | 0.0 | 6.0 | 8.50  | 0.500 | 2 | 0.750 | 4.00 | 6.2  | 0.03 | 0.374 | 0.265 |
| Col2  | P | 8.1  | 0.0 | 6.0 | 8.50  | 0.500 | 2 | 0.750 | 4.00 | 4.7  | 0.02 | 0.337 | 0.238 |

## BASE REACTIONS:

| Column Id | Max_Tension+Shear |       |               | Max_Shear+Tension |            |              |
|-----------|-------------------|-------|---------------|-------------------|------------|--------------|
|           | -Max_Comp-Ld      | Fy(k) | Tens Shear    | -Max_Shear Ld     | Shear Tens | Fy(k)        |
| Left      | 84                | 5.9   | 93 -13.5 11.2 | 71                | 15.1       | 71 15.1 -9.6 |
| Right     | 106               | 10.8  | 83 -5.5 15.1  | 71                | 15.1       | 71 15.1 -3.4 |
| Col1      | 86                | 41.2  | 65 -5.0 0.0   | 96                | 0.6        | 61 0.0 -4.5  |
| Col2      | 9                 | 33.5  | 68 -4.0 0.0   | 108               | 0.5        | 61 0.0 -3.1  |

## WELDS:

| Base Id | Outside_Flange_To_Base Shear(k/in) |     |      |       | Inside_Flange_To_Base Shear(k/in) |     |      |       | -----Web_To_Base----- Shear(k/in) |     |      |       |
|---------|------------------------------------|-----|------|-------|-----------------------------------|-----|------|-------|-----------------------------------|-----|------|-------|
|         | Size                               | Typ | Calc | Limit | Size                              | Typ | Calc | Limit | Size                              | Typ | Calc | Limit |
| Left    | 0.125                              | F1  | 1.13 | 1.86  | 0.125                             | F2  | 0.56 | 1.86  | 0.125                             | F1  | 1.26 | 1.86  |
| Right   | 0.125                              | F1  | 0.46 | 1.86  | 0.125                             | F2  | 0.23 | 1.86  | 0.125                             | F1  | 1.25 | 1.86  |
| Col1    | 0.188                              | F1  | 0.47 | 2.78  | 0.188                             | F1  | 0.47 | 2.78  | 0.125                             | F1  | 0.09 | 1.86  |
| Col2    | 0.188                              | F1  | 0.38 | 2.78  | 0.188                             | F1  | 0.38 | 2.78  | 0.125                             | F1  | 0.07 | 1.86  |

## LOAD COMBINATIONS:

- 9 - Dead+Collateral+Snow+Slide\_Snow  
61 - 0.6Dead+0.6Wind\_Left1  
65 - 0.6Dead+0.6Wind\_Long1  
68 - 0.6Dead-0.6Wind\_Long2  
71 - 1.1Dead+1.1Collateral+0.7Seismic\_Long  
83 - Dead/2+0.7Seismic\_Long  
84 - Dead/2-0.7Seismic\_Long  
86 - Dead+Collateral+F2UNB\_SL\_L  
93 - 1.07Dead+1.07Collateral+0.52Seismic\_Long+0.75F2UNB\_SL\_L  
96 - 1.07Dead+1.07Collateral+0.52Seismic\_R+0.75F2UNB\_SL\_L  
106 - 1.07Dead+1.07Collateral-0.52Seismic\_Long+0.75F2UNB\_SL\_R  
108 - 1.07Dead+1.07Collateral+0.52Seismic\_R+0.75F2UNB\_SL\_R

=====  
22-8706                      Frame 2 - Bolted-End-Plates                      4/29/22    4:10pm  
=====

## DESIGN CONSTANTS:

-----  
Splice Yield                      = 50.00 (ksi )  
Bolt Type                            = A325 Snug-Tightened  
Bolt Shear Stress                = 27.00 (ksi )



|            |                 |                        |                    |          |
|------------|-----------------|------------------------|--------------------|----------|
| <b>PLS</b> | <b>Customer</b> | Elbert Rentals         | <b>Job No</b>      | 22-8706  |
|            | <b>Project</b>  | Building Expansion     | <b>Date</b>        | 5/3/2022 |
|            | <b>Location</b> | Newberg, OR 97132      | <b>Designed By</b> | AC       |
|            | <b>Size</b>     | 117 x 90 x 14.8 x 14.1 | <b>Checked By</b>  |          |

Bolt Tension Stress = 45.00 (ksi )

PLATE SIZE:

| Splice Id | Member Type | Web Locate | Web Depth | Splice Width | Splice Thick | -----Bolts (A325 )----- |      |       |      |        |      |        |      |
|-----------|-------------|------------|-----------|--------------|--------------|-------------------------|------|-------|------|--------|------|--------|------|
|           |             |            |           |              |              | Dia                     | Gage | Gage2 | RowT | SpaceT | RowB | SpaceB | RowI |
| 1         | VEE         | 1- 2       | 18.00     | 6.0          | 0.750        | 0.750                   | 3.50 | 3.50  | 2    | 4.00   | 2    | 4.00   | 0    |
| 2         | -EE         | 4- 5       | 18.00     | 6.0          | 0.375        | 0.750                   | 3.50 | 3.50  | 2    | 4.00   | 2    | 4.00   | 0    |
| 3         | -EE         | 6- 7       | 18.06     | 6.0          | 0.500        | 0.750                   | 3.50 | 3.50  | 2    | 4.00   | 2    | 4.00   | 0    |
| 4         | -EE         | 7- 8       | 18.00     | 6.0          | 0.375        | 0.750                   | 3.50 | 3.50  | 2    | 4.00   | 2    | 4.00   | 0    |
| 5         | VEE         | 11-12      | 18.00     | 6.0          | 0.500        | 0.750                   | 3.50 | 3.50  | 2    | 4.00   | 2    | 4.00   | 0    |

PLATE DESIGN:

| Splice Id | Ten Type | Load Loc | -----Max_Moment----- |            |               | -----Max_Shear----- |            |            |               | Req Thick | Req Dia | Bolt UC |
|-----------|----------|----------|----------------------|------------|---------------|---------------------|------------|------------|---------------|-----------|---------|---------|
|           |          |          | Axial (k )           | Shear (k ) | Moment (f-k ) | Load Id             | Axial (k ) | Shear (k ) | Moment (f-k ) |           |         |         |
| 1         | VEE      | Top 218b | 1.9                  | 5.2        | 108.9         | 86                  | -0.1       | -11.7      | 1.9           | 0.674     | 0.624   | 0.72    |
|           |          | Bot 217b | -2.2                 | -12.6      | -99.4         | 95                  | -1.0       | -12.8      | -31.9         | 0.673     | 0.616   | 0.67    |
| 2         | -EE      | Top 107  | 0.5                  | 6.0        | 8.8           | 86                  | 0.6        | 10.4       | 0.8           | 0.162     | 0.244   | 0.11    |
|           |          | Bot 70   | 1.1                  | 3.1        | -6.0          | 10                  | 1.3        | 9.4        | -0.3          | 0.127     | 0.175   | 0.10    |
| 3         | -EE      | Top 66   | -1.4                 | 0.5        | 6.2           | 66                  | -1.4       | 0.5        | 6.2           | 0.153     | 0.586   | 0.07    |
|           |          | Bot 86   | -0.2                 | -4.8       | -66.3         | 85                  | -0.3       | -4.8       | -66.1         | 0.466     | 0.596   | 0.63    |
| 4         | -EE      | Top 5    | 1.5                  | -11.4      | 36.0          | 5                   | 1.5        | -11.4      | 36.0          | 0.334     | 0.447   | 0.37    |
|           |          | Bot 62   | -1.0                 | 1.0        | -6.0          | 68                  | -1.6       | 1.1        | -3.8          | 0.147     | 0.200   | 0.07    |
| 5         | VEE      | Top 217b | -0.9                 | -4.6       | 68.6          | 98                  | 0.8        | -6.3       | 6.9           | 0.438     | 0.548   | 0.55    |
|           |          | Bot 218b | 1.0                  | 0.4        | -65.5         | 108                 | 0.8        | -4.4       | -18.5         | 0.423     | 0.539   | 0.52    |

b) Loads shown are full loads. Design results are adjusted for seismic strength factor (1.200)

WELDS:

| Splice Id | Side | Outside_Flange_To_Bep Shear(k/in ) |     |      |       | Inside_Flange_To_Bep Shear(k/in ) |     |      |       | -----Web_To_Bep----- Shear(k/in ) |     |      |       |
|-----------|------|------------------------------------|-----|------|-------|-----------------------------------|-----|------|-------|-----------------------------------|-----|------|-------|
|           |      | Size                               | Typ | Calc | Limit | Size                              | Typ | Calc | Limit | Size                              | Typ | Calc | Limit |
| 1         | L    | 0.188                              | F2  | 3.73 | 4.67  | 0.250                             | F2  | 5.70 | 6.24  | 0.250                             | F2  | 3.73 | 4.45  |
| 1         | R    | 0.188                              | F2  | 4.19 | 4.67  | 0.188                             | F2  | 4.17 | 4.67  | 0.188                             | F2  | 3.00 | 3.34  |
| 2         | L    | 0.188                              | F2  | 0.42 | 3.89  | 0.188                             | F2  | 0.29 | 3.89  | 0.125                             | F2  | 0.29 | 1.86  |
| 2         | R    | 0.188                              | F2  | 0.40 | 3.89  | 0.188                             | F2  | 0.23 | 3.89  | 0.125                             | F2  | 0.29 | 1.86  |
| 3         | L    | 0.188                              | F2  | 0.28 | 3.89  | 0.188                             | F2  | 2.54 | 3.89  | 0.125                             | F2  | 1.82 | 1.86  |
| 3         | R    | 0.188                              | F2  | 0.26 | 3.89  | 0.188                             | F2  | 2.54 | 3.89  | 0.125                             | F2  | 1.82 | 1.86  |
| 4         | L    | 0.188                              | F2  | 1.51 | 3.89  | 0.188                             | F2  | 0.23 | 3.89  | 0.125                             | F2  | 0.81 | 1.86  |
| 4         | R    | 0.188                              | F2  | 1.66 | 3.89  | 0.188                             | F2  | 0.27 | 3.89  | 0.125                             | F2  | 0.59 | 1.86  |
| 5         | L    | 0.188                              | F2  | 2.64 | 4.67  | 0.188                             | F2  | 2.52 | 4.67  | 0.125                             | F2  | 1.89 | 2.23  |
| 5         | R    | 0.188                              | F2  | 2.35 | 4.67  | 0.188                             | F2  | 3.76 | 4.67  | 0.188                             | F2  | 2.35 | 3.34  |

LOAD COMBINATIONS:

|            |                 |                        |                    |          |
|------------|-----------------|------------------------|--------------------|----------|
| <b>PLS</b> | <b>Customer</b> | Elbert Rentals         | <b>Job No</b>      | 22-8706  |
|            | <b>Project</b>  | Building Expansion     | <b>Date</b>        | 5/3/2022 |
|            | <b>Location</b> | Newberg, OR 97132      | <b>Designed By</b> | AC       |
|            | <b>Size</b>     | 117 x 90 x 14.8 x 14.1 | <b>Checked By</b>  |          |

5 - Dead+Collateral+Snow  
 10 - Dead+Collateral+Snow+Slide\_Snow  
 62 - 0.6Dead+0.6Wind\_Right1  
 66 - 0.6Dead-0.6Wind\_Long1  
 68 - 0.6Dead-0.6Wind\_Long2  
 70 - 1.1Dead+1.1Collateral+0.7Seismic\_R  
 85 - Dead+Collateral+F2UNB\_SL\_L  
 86 - Dead+Collateral+F2UNB\_SL\_L  
 95 - 1.07Dead+1.07Collateral+0.52Seismic\_L+0.75F2UNB\_SL\_L  
 98 - Dead+Collateral+F2UNB\_SL\_R  
 107 - 1.07Dead+1.07Collateral+0.52Seismic\_L+0.75F2UNB\_SL\_R  
 108 - 1.07Dead+1.07Collateral+0.52Seismic\_R+0.75F2UNB\_SL\_R  
 217 - 1.1Dead+1.1Collateral+1.62Seismic\_L  
 218 - 1.1Dead+1.1Collateral+1.62Seismic\_R

22-8706

Frame 2 - Bearing Stiffeners

4/29/22 4:10pm

Stiffener Yield = 50.0 (ksi )

## STIFFENER SIZE:

| ----Stiffener---- |        | --Web(in)-- |       | ----Stiffener_Size(in)--- |       |        |     |
|-------------------|--------|-------------|-------|---------------------------|-------|--------|-----|
| Location          | Offset | Depth       | Thick | Width                     | Thick | Length | No. |
| Lt Col            | 0.0    | 12.00       | 0.188 | 3.00                      | 0.250 | 12.00  | 1   |
| Rt Col            | 117.0  | 12.00       | 0.188 | 3.00                      | 0.250 | 12.00  | 1   |
| Col1              | 17.0   | 29.99       | 0.134 | 3.00                      | 0.250 | 29.99  | 1   |
| Col2              | 79.0   | 29.96       | 0.134 | 3.00                      | 0.250 | 29.96  | 1   |

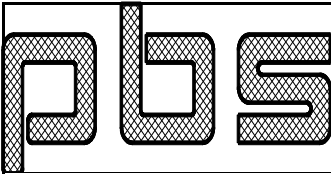
## STIFFENER DESIGN:

| Location | ----Tension(k)--- |      |       | --Compression(k)-- |      |       | Max UC |
|----------|-------------------|------|-------|--------------------|------|-------|--------|
|          | Load              | Calc | Limit | Load               | Calc | Limit |        |
| Lt Col   | 81                | 22.8 | 44.9  | 70                 | 27.6 | 71.2  | 0.51   |
| Rt Col   | 70                | 13.4 | 44.9  | 69                 | 15.1 | 71.2  | 0.30   |
| Col1     | 65                | 5.1  | 44.9  | 86                 | 40.9 | 58.5  | 0.70   |
| Col2     | 68                | 4.1  | 44.9  | 5                  | 33.3 | 58.5  | 0.57   |

## WELDS:

| Stiffener Location | ---Stiff_To_Flg/EP--- |     |      |       | -----Stiff_To_Web----- |     |      |       |
|--------------------|-----------------------|-----|------|-------|------------------------|-----|------|-------|
|                    | Size                  | Typ | Calc | Limit | Size                   | Typ | Calc | Limit |
| Lt Col             | 0.188                 | F2  | 1.90 | 3.89  | 0.125                  | F1  | 1.15 | 1.86  |
| Rt Col             | 0.188                 | F2  | 1.11 | 3.89  | 0.125                  | F1  | 0.63 | 1.86  |
| Col1               | 0.188                 | F2  | 0.42 | 3.89  | 0.125                  | F1  | 0.68 | 1.86  |
| Col2               | 0.188                 | F2  | 0.34 | 3.89  | 0.125                  | F1  | 0.56 | 1.86  |

## LOAD COMBINATIONS:



|                 |                        |                    |          |
|-----------------|------------------------|--------------------|----------|
| <b>Customer</b> | Elbert Rentals         | <b>Job No</b>      | 22-8706  |
| <b>Project</b>  | Building Expansion     | <b>Date</b>        | 5/3/2022 |
| <b>Location</b> | Newberg, OR 97132      | <b>Designed By</b> | AC       |
| <b>Size</b>     | 117 x 90 x 14.8 x 14.1 | <b>Checked By</b>  |          |

- 5 - Dead+Collateral+Snow
- 65 - 0.6Dead+0.6Wind\_Long1
- 68 - 0.6Dead-0.6Wind\_Long2
- 69 - 1.1Dead+1.1Collateral+0.7Seismic\_L
- 70 - 1.1Dead+1.1Collateral+0.7Seismic\_R
- 81 - Dead/2+0.7Seismic\_L
- 86 - Dead+Collateral+F2UNB\_SL\_L

=====  
 22-8706                      Frame 2 - Transverse Stiffeners                      4/29/22    4:10pm  
 =====

No Stiffeners Required.

=====  
 22-8706                      Frame 2 - Flange Braces                      4/29/22    4:10pm  
 =====

DESIGN CONSTANTS:

- Flange Brace Yield        = 36.00 ksi
- Girt/Purlin Yield        = 55.00 ksi
- Flange Brace Bolt        = GR\_5 (1 Washers)
- Bolt Shear Stress        = 24.00 ksi

Flange Brace Force  
 Inside flange, max of bending compression

LAYOUT:

| Surf<br>Id<br>Ref | Loc | Side | Part     | Seg<br>Id | Web<br>Depth | Brace<br>Offset | Angle<br>Deg | Design<br>Length | -----Bolt_Dia-----<br>Frame | -----Purlin<br>Clip | --Attachment--<br>Frame | Purlin |
|-------------------|-----|------|----------|-----------|--------------|-----------------|--------------|------------------|-----------------------------|---------------------|-------------------------|--------|
| 2                 | 1   | 1    | L2X2X1/8 | 2         | 19.67        | 24.00           | 46.5         | 30.32            | 0.500                       | 0.500               | Clip                    | Web    |
|                   | 4   | 1    | L2X2X1/8 | 3         | 28.79        | 24.00           | 36.0         | 37.44            | 0.500                       | 0.500               | Clip                    | Web    |
|                   | 5   | 1    | L2X2X1/8 | 4         | 28.28        | 24.00           | 36.5         | 37.02            | 0.500                       | 0.500               | Clip                    | Web    |
|                   | 9   | 1    | L2X2X1/8 | 5         | 18.00        | 24.00           | 48.6         | 29.32            | 0.500                       | 0.500               | Clip                    | Web    |
|                   | 13  | 1    | L2X2X1/8 | 6         | 18.00        | 24.00           | 48.6         | 29.32            | 0.500                       | 0.500               | Clip                    | Web    |
|                   | 14  | 1    | L2X2X1/8 | 6         | 18.00        | 24.00           | 48.6         | 29.32            | 0.500                       | 0.500               | Clip                    | Web    |
| 3                 | 1   | 1    | L2X2X1/8 | 7         | 18.00        | 24.00           | 48.8         | 29.23            | 0.500                       | 0.500               | Clip                    | Web    |
|                   | 3   | 1    | L2X2X1/8 | 7         | 18.00        | 24.00           | 48.8         | 29.23            | 0.500                       | 0.500               | Clip                    | Web    |
|                   | 7   | 1    | L2X2X1/8 | 8         | 29.77        | 24.00           | 35.2         | 38.13            | 0.500                       | 0.500               | Clip                    | Web    |
|                   | 8   | 1    | L2X2X1/8 | 9         | 26.37        | 24.00           | 38.4         | 35.41            | 0.500                       | 0.500               | Clip                    | Web    |
|                   | 12  | 1    | L2X2X1/8 | 10        | 18.00        | 24.00           | 48.9         | 29.19            | 0.500                       | 0.500               | Clip                    | Web    |
|                   | 16  | 1    | L2X2X1/8 | 11        | 18.00        | 24.00           | 48.9         | 29.19            | 0.500                       | 0.500               | Clip                    | Web    |

DESIGN:

-----  
 Surf                      Load(f-k )    Force    -Brace\_UC-    ---Connection\_UC---

|            |                 |                        |                    |          |
|------------|-----------------|------------------------|--------------------|----------|
| <b>PLS</b> | <b>Customer</b> | Elbert Rentals         | <b>Job No</b>      | 22-8706  |
|            | <b>Project</b>  | Building Expansion     | <b>Date</b>        | 5/3/2022 |
|            | <b>Location</b> | Newberg, OR 97132      | <b>Designed By</b> | AC       |
|            | <b>Size</b>     | 117 x 90 x 14.8 x 14.1 | <b>Checked By</b>  |          |

| Id | Loc | Id | Moment | (k ) | Comp | Tens | Frame | Purlin | Clip |
|----|-----|----|--------|------|------|------|-------|--------|------|
| 2  | 1   | 74 | 58.8   | 0.80 | 0.19 | 0.22 | 0.21  | 0.26   |      |
|    | 4   | 86 | 221.2  | 2.60 | 0.70 | 0.70 | 0.70  | 0.85   |      |
|    | 5   | 86 | 206.0  | 2.44 | 0.66 | 0.66 | 0.65  | 0.80   |      |
|    | 9   | 61 | 4.7    | 0.06 | 0.01 | 0.02 | 0.02  | 0.02   |      |
|    | 13  | 66 | 8.3    | 0.10 | 0.02 | 0.03 | 0.03  | 0.03   |      |
|    | 14  | 66 | 6.8    | 0.08 | 0.02 | 0.02 | 0.02  | 0.03   |      |
| 3  | 1   | 66 | 5.8    | 0.07 | 0.02 | 0.02 | 0.02  | 0.02   |      |
|    | 3   | 82 | 5.1    | 0.06 | 0.02 | 0.02 | 0.02  | 0.02   |      |
|    | 7   | 5  | 182.8  | 1.98 | 0.54 | 0.53 | 0.53  | 0.65   |      |
|    | 8   | 5  | 133.1  | 1.55 | 0.41 | 0.42 | 0.42  | 0.51   |      |
|    | 12  | 95 | 17.4   | 0.23 | 0.05 | 0.06 | 0.06  | 0.07   |      |
|    | 16  | 81 | 24.1   | 0.32 | 0.08 | 0.09 | 0.08  | 0.10   |      |

## LOAD COMBINATIONS:

-----

5 - Dead+Collateral+Snow  
61 - 0.6Dead+0.6Wind\_Left1  
66 - 0.6Dead-0.6Wind\_Long1  
74 - 1.07Dead+1.07Collateral+0.75Live+0.53Seismic\_R  
81 - Dead/2+0.7Seismic\_L  
82 - Dead/2+0.7Seismic\_R  
86 - Dead+Collateral+F2UNB\_SL\_L  
95 - 1.07Dead+1.07Collateral+0.52Seismic\_L+0.75F2UNB\_SL\_L

=====  
22-8706                      Frame 2 - Web To Flange Weld                      4/29/22 4:10pm  
=====

| Surf<br>Id | Mem<br>Id | Seg<br>Id | Sec<br>Id | Load<br>Id | Shear<br>(k ) | Q<br>(in3) | Ixx<br>(in4) | ---Web_Flange_Weld--- |     |      |       |
|------------|-----------|-----------|-----------|------------|---------------|------------|--------------|-----------------------|-----|------|-------|
|            |           |           |           |            |               |            |              | Size                  | Typ | Calc | Limit |
| 1          | 1         | 1         | 1         | 70         | 3.8           | 8.5        | 124          | 0.125                 | F1  | 0.26 | 1.86  |
| 2          | 2         | 2         | 8         | 95         | 12.7          | 12.7       | 281          | 0.125                 | F1  | 0.57 | 1.86  |
| 2          | 3         | 3         | 11        | 95         | 15.0          | 32.6       | 816          | 0.188                 | F1  | 0.60 | 2.78  |
| 2          | 4         | 4         | 19        | 86         | 20.0          | 45.8       | 1698         | 0.188                 | F1  | 0.54 | 2.78  |
| 2          | 5         | 5         | 28        | 86         | 10.4          | 16.6       | 330          | 0.125                 | F1  | 0.53 | 1.86  |
| 2          | 6         | 6         | 41        | 85         | 4.6           | 16.6       | 330          | 0.125                 | F1  | 0.23 | 1.86  |
| 3          | 7         | 7         | 49        | 5          | 11.4          | 12.7       | 281          | 0.125                 | F1  | 0.51 | 1.86  |
| 3          | 8         | 8         | 50        | 5          | 11.3          | 20.7       | 445          | 0.125                 | F1  | 0.52 | 1.86  |
| 3          | 9         | 9         | 61        | 5          | 11.0          | 25.2       | 683          | 0.125                 | F1  | 0.41 | 1.86  |
| 3          | 10        | 10        | 64        | 7          | 8.7           | 10.2       | 251          | 0.125                 | F1  | 0.35 | 1.86  |
| 3          | 11        | 11        | 75        | 98         | 6.2           | 10.2       | 251          | 0.125                 | F1  | 0.25 | 1.86  |
| 4          | 12        | 12        | 76        | 69         | 2.5           | 6.9        | 111          | 0.125                 | F1  | 0.16 | 1.86  |

## LOAD COMBINATIONS:

-----

5 - Dead+Collateral+Snow  
7 - Dead+Collateral+Snow+Snow\_Drift  
69 - 1.1Dead+1.1Collateral+0.7Seismic\_L  
70 - 1.1Dead+1.1Collateral+0.7Seismic\_R  
85 - Dead+Collateral+F2UNB\_SL\_L

|            |                 |                        |                    |          |
|------------|-----------------|------------------------|--------------------|----------|
| <b>PLS</b> | <b>Customer</b> | Elbert Rentals         | <b>Job No</b>      | 22-8706  |
|            | <b>Project</b>  | Building Expansion     | <b>Date</b>        | 5/3/2022 |
|            | <b>Location</b> | Newberg, OR 97132      | <b>Designed By</b> | AC       |
|            | <b>Size</b>     | 117 x 90 x 14.8 x 14.1 | <b>Checked By</b>  |          |

86 - Dead+Collateral+F2UNB\_SL\_L  
 95 - 1.07Dead+1.07Collateral+0.52Seismic\_L+0.75F2UNB\_SL\_L  
 98 - Dead+Collateral+F2UNB\_SL\_R

=====  
 22-8706                      Frame 2 - Special Segments                      4/29/22 4:10pm  
 =====

FLANGE PLATE:

-----  
 --Initial--      ---Final---  
 Width Thick      Width Thick  
 Locate      (in)      (in)      (in)      (in)  
 -----  
 Lt Col      6.0 0.188      6.0 0.188  
 Rt Col      6.0 0.188      6.0 0.188

WEB PLATE:

-----  
 Calc      ---Initial--      -----Final-----  
 Web      Web      Shear      Web      Shear  
 Axial      Moment      Shear      Thick      Limit      Thick      Limit  
 Locate      Id      (k )      (f-k )      (k )      (in)      (k )      (in)      (k )      UC      Note  
 -----  
 Lt Col      70      1.1      49.7      32.6      0.188      40.4      0.188      40.4      0.81      AISC G3-1  
 Rt Col      69      0.0      30.5      20.3      0.188      40.4      0.188      40.4      0.50      AISC G3-1

REQUIRED WEB DESIGN:

-----  
 Locate      h      av      Kv      Cv  
 -----  
 Lt Col      12.00      17.56      7.33      1.00  
 Rt Col      12.00      17.56      7.34      1.00

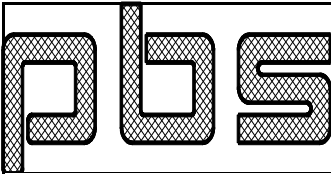
LOAD COMBINATIONS:

-----  
 69 - 1.1Dead+1.1Collateral+0.7Seismic\_L  
 70 - 1.1Dead+1.1Collateral+0.7Seismic\_R

=====  
 22-8706                      Frame 2 - Design Summary                      4/29/22 4:10pm  
 =====

FRAME:

-----  
 Id              =      2  
 Type            =      RF  
 Line Id        =      4  
 Load Width=    15.50  
 UC    Limit=    1.03  
 KL/R Limit=    200.00



|                 |                        |                    |          |
|-----------------|------------------------|--------------------|----------|
| <b>Customer</b> | Elbert Rentals         | <b>Job No</b>      | 22-8706  |
| <b>Project</b>  | Building Expansion     | <b>Date</b>        | 5/3/2022 |
| <b>Location</b> | Newberg, OR 97132      | <b>Designed By</b> | AC       |
| <b>Size</b>     | 117 x 90 x 14.8 x 14.1 | <b>Checked By</b>  |          |

MEMBERS:

-----Max\_Axial+Moment-----

| Srf  | Mem  | Seg | --Flange- | Web_Depth | -Plate_Thickness- | --Max_Shear- | ----  | O-Flg--- | Max   |    |    |      |    |     |      |    |     |  |
|------|------|-----|-----------|-----------|-------------------|--------------|-------|----------|-------|----|----|------|----|-----|------|----|-----|--|
| Id   | Id   | Id  | Len       | Wid       | Strt              | End          | Web   | O-flg    | I-flg | Id | Ld | Ucv  | Id | Ld  | Uco  | Id | Ld  |  |
| Uci  | KL/R |     |           |           |                   |              |       |          |       |    |    |      |    |     |      |    |     |  |
| 1    | 1    | 1   | 13.9      | 6.0       | 12.0              | 12.0         | 0.188 | 0.188    | 0.250 | 1  | 70 | 0.09 | 7  | 81  | 0.98 | 7  | 70  |  |
| 0.93 | 118  |     |           |           |                   |              |       |          |       |    |    |      |    |     |      |    |     |  |
| 2    | 2    | 2   | 4.5       | 6.0       | 18.0              | 21.2         | 0.134 | 0.188    | 0.250 | 10 | 95 | 0.74 | 10 | 96  | 0.85 | 10 | 96  |  |
| 0.87 | 116  |     |           |           |                   |              |       |          |       |    |    |      |    |     |      |    |     |  |
| 2    | 3    | 3   | 10.9      | 6.0       | 21.2              | 30.0         | 0.134 | 0.500    | 0.500 | 18 | 86 | 1.01 | 18 | 86  | 0.83 | 18 | 86  |  |
| 0.99 | 103  |     |           |           |                   |              |       |          |       |    |    |      |    |     |      |    |     |  |
| 2    | 4    | 4   | 16.5      | 6.0       | 30.0              | 18.0         | 0.134 | 0.500    | 0.500 | 19 | 86 | 0.98 | 19 | 86  | 0.82 | 19 | 86  |  |
| 1.00 | 135  |     |           |           |                   |              |       |          |       |    |    |      |    |     |      |    |     |  |
| 2    | 5    | 5   | 16.0      | 6.0       | 18.0              | 18.0         | 0.134 | 0.375    | 0.188 | 28 | 86 | 0.51 | 36 | 86  | 0.83 | 36 | 86  |  |
| 0.89 | 140  |     |           |           |                   |              |       |          |       |    |    |      |    |     |      |    |     |  |
| 2    | 6    | 6   | 5.7       | 6.0       | 18.0              | 18.0         | 0.134 | 0.375    | 0.188 | 41 | 85 | 0.23 | 37 | 86  | 0.83 | 37 | 86  |  |
| 0.89 | 140  |     |           |           |                   |              |       |          |       |    |    |      |    |     |      |    |     |  |
| 3    | 7    | 7   | 13.7      | 6.0       | 18.0              | 18.0         | 0.134 | 0.250    | 0.188 | 49 | 5  | 0.56 | 42 | 86  | 0.91 | 42 | 86  |  |
| 0.88 | 146  |     |           |           |                   |              |       |          |       |    |    |      |    |     |      |    |     |  |
| 3    | 8    | 8   | 10.5      | 6.0       | 18.0              | 30.0         | 0.134 | 0.375    | 0.375 | 55 | 5  | 0.85 | 55 | 5   | 0.74 | 54 | 5   |  |
| 0.96 | 141  |     |           |           |                   |              |       |          |       |    |    |      |    |     |      |    |     |  |
| 3    | 9    | 9   | 12.0      | 6.0       | 30.0              | 18.0         | 0.134 | 0.375    | 0.375 | 56 | 5  | 0.77 | 56 | 5   | 0.76 | 56 | 5   |  |
| 0.94 | 141  |     |           |           |                   |              |       |          |       |    |    |      |    |     |      |    |     |  |
| 3    | 10   | 10  | 10.0      | 6.0       | 18.0              | 18.0         | 0.134 | 0.188    | 0.188 | 64 | 7  | 0.43 | 68 | 108 | 0.61 | 64 | 86  |  |
| 1.03 | 152  |     |           |           |                   |              |       |          |       |    |    |      |    |     |      |    |     |  |
| 3    | 11   | 11  | 14.5      | 6.0       | 18.0              | 18.0         | 0.134 | 0.188    | 0.188 | 75 | 98 | 0.31 | 71 | 108 | 0.78 | 75 | 69  |  |
| 0.63 | 152  |     |           |           |                   |              |       |          |       |    |    |      |    |     |      |    |     |  |
| 4    | 12   | 12  | 13.3      | 6.0       | 12.0              | 12.0         | 0.188 | 0.188    | 0.188 | 76 | 69 | 0.06 | 76 | 70  | 0.69 | 76 | 107 |  |
| 0.84 | 116  |     |           |           |                   |              |       |          |       |    |    |      |    |     |      |    |     |  |

COLUMNS:

| Col | Mem |        |       | --Max_Axial- | --Max_Shear- | ---- | O-Flg--- | ---- | I-Flg--- | Max |    |      |    |    |      |      |  |
|-----|-----|--------|-------|--------------|--------------|------|----------|------|----------|-----|----|------|----|----|------|------|--|
| Id  | Id  | Locate | Part  | Id           | Ld           | UC   | Id       | Ld   | UC       | Id  | Ld | Uco  | Id | Ld | Uci  | KL/R |  |
| 1   | 13  | 17.0   | W8X18 | 80           | 86           | 0.81 | 80       | 74   | 0.00     | 80  | 86 | 0.81 | 80 | 86 | 0.81 | 124  |  |
| 2   | 14  | 79.0   | W8X18 | 83           | 5            | 0.78 | 83       | 74   | 0.00     | 83  | 5  | 0.78 | 83 | 5  | 0.78 | 135  |  |

LOAD COMBINATIONS:

#- Controlling Load Combination In Design Summary

- 1 - Dead+Collateral+Live
- 2 - Dead+Collateral+Live
- 3 - Dead+Collateral

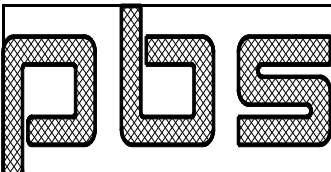
|            |                 |                        |                    |          |
|------------|-----------------|------------------------|--------------------|----------|
| <b>PLS</b> | <b>Customer</b> | Elbert Rentals         | <b>Job No</b>      | 22-8706  |
|            | <b>Project</b>  | Building Expansion     | <b>Date</b>        | 5/3/2022 |
|            | <b>Location</b> | Newberg, OR 97132      | <b>Designed By</b> | AC       |
|            | <b>Size</b>     | 117 x 90 x 14.8 x 14.1 | <b>Checked By</b>  |          |

4 - Dead+Collateral  
 5#- Dead+Collateral+Snow  
 6 - Dead+Collateral+Snow  
 7#- Dead+Collateral+Snow+Snow\_Drift  
 8 - Dead+Collateral+Snow+Snow\_Drift  
 9 - Dead+Collateral+Snow+Slide\_Snow  
 10 - Dead+Collateral+Snow+Slide\_Snow  
 11 - Dead  
 12 - Dead  
 13 - Dead+Collateral+0.75Live  
 14 - Dead+Collateral+0.75Live  
 15 - Dead+Collateral+0.75Snow  
 16 - Dead+Collateral+0.75Snow  
 17 - Dead+Collateral+0.75Snow+0.75Snow\_Drift  
 18 - Dead+Collateral+0.75Snow+0.75Snow\_Drift  
 19 - Dead+Collateral+0.75Snow+0.75Slide\_Snow  
 20 - Dead+Collateral+0.75Snow+0.75Slide\_Snow  
 21 - Dead+0.6Wind\_Left1  
 22 - Dead+0.6Wind\_Right1  
 23 - Dead+0.6Wind\_Left2  
 24 - Dead+0.6Wind\_Right2  
 25 - Dead+0.6Wind\_Long1  
 26 - Dead-0.6Wind\_Long1  
 27 - Dead+0.6Wind\_Long2  
 28 - Dead-0.6Wind\_Long2  
 29 - Dead+Collateral+0.75Live+0.45Wind\_Left1  
 30 - Dead+Collateral+0.75Live+0.45Wind\_Right1  
 31 - Dead+Collateral+0.75Live+0.45Wind\_Left2  
 32 - Dead+Collateral+0.75Live+0.45Wind\_Right2  
 33 - Dead+Collateral+0.75Live+0.45Wind\_Long1  
 34 - Dead+Collateral+0.75Live-0.45Wind\_Long1  
 35 - Dead+Collateral+0.75Live+0.45Wind\_Long2  
 36 - Dead+Collateral+0.75Live-0.45Wind\_Long2  
 37 - Dead+Collateral+0.75Snow+0.45Wind\_Left1  
 38 - Dead+Collateral+0.75Snow+0.45Wind\_Left1+0.75Snow\_Drift  
 39 - Dead+Collateral+0.75Snow+0.45Wind\_Left1+0.75Slide\_Snow  
 40 - Dead+Collateral+0.75Snow+0.45Wind\_Right1  
 41 - Dead+Collateral+0.75Snow+0.45Wind\_Right1+0.75Snow\_Drift  
 42 - Dead+Collateral+0.75Snow+0.45Wind\_Right1+0.75Slide\_Snow  
 43 - Dead+Collateral+0.75Snow+0.45Wind\_Left2  
 44 - Dead+Collateral+0.75Snow+0.45Wind\_Left2+0.75Snow\_Drift  
 45 - Dead+Collateral+0.75Snow+0.45Wind\_Left2+0.75Slide\_Snow  
 46 - Dead+Collateral+0.75Snow+0.45Wind\_Right2  
 47 - Dead+Collateral+0.75Snow+0.45Wind\_Right2+0.75Snow\_Drift  
 48 - Dead+Collateral+0.75Snow+0.45Wind\_Right2+0.75Slide\_Snow  
 49 - Dead+Collateral+0.75Snow+0.45Wind\_Long1  
 50 - Dead+Collateral+0.75Snow-0.45Wind\_Long1  
 51 - Dead+Collateral+0.75Snow+0.45Wind\_Long1+0.75Snow\_Drift  
 52 - Dead+Collateral+0.75Snow-0.45Wind\_Long1+0.75Snow\_Drift  
 53 - Dead+Collateral+0.75Snow+0.45Wind\_Long1+0.75Slide\_Snow  
 54 - Dead+Collateral+0.75Snow-0.45Wind\_Long1+0.75Slide\_Snow  
 55 - Dead+Collateral+0.75Snow+0.45Wind\_Long2  
 56 - Dead+Collateral+0.75Snow-0.45Wind\_Long2  
 57 - Dead+Collateral+0.75Snow+0.45Wind\_Long2+0.75Snow\_Drift

|            |                 |                        |                    |          |
|------------|-----------------|------------------------|--------------------|----------|
| <b>PLS</b> | <b>Customer</b> | Elbert Rentals         | <b>Job No</b>      | 22-8706  |
|            | <b>Project</b>  | Building Expansion     | <b>Date</b>        | 5/3/2022 |
|            | <b>Location</b> | Newberg, OR 97132      | <b>Designed By</b> | AC       |
|            | <b>Size</b>     | 117 x 90 x 14.8 x 14.1 | <b>Checked By</b>  |          |

58 - Dead+Collateral+0.75Snow-0.45Wind\_Long2+0.75Snow\_Drift  
 59 - Dead+Collateral+0.75Snow+0.45Wind\_Long2+0.75Slide\_Snow  
 60 - Dead+Collateral+0.75Snow-0.45Wind\_Long2+0.75Slide\_Snow  
 61 - 0.6Dead+0.6Wind\_Left1  
 62 - 0.6Dead+0.6Wind\_Right1  
 63 - 0.6Dead+0.6Wind\_Left2  
 64 - 0.6Dead+0.6Wind\_Right2  
 65 - 0.6Dead+0.6Wind\_Long1  
 66 - 0.6Dead-0.6Wind\_Long1  
 67 - 0.6Dead+0.6Wind\_Long2  
 68 - 0.6Dead-0.6Wind\_Long2  
 69#- 1.1Dead+1.1Collateral+0.7Seismic\_L  
 70#- 1.1Dead+1.1Collateral+0.7Seismic\_R  
 71 - 1.1Dead+1.1Collateral+0.7Seismic\_Long  
 72 - 1.1Dead+1.1Collateral-0.7Seismic\_Long  
 73 - 1.07Dead+1.07Collateral+0.75Live+0.53Seismic\_L  
 74#- 1.07Dead+1.07Collateral+0.75Live+0.53Seismic\_R  
 75 - 1.07Dead+1.07Collateral+0.53Seismic\_L  
 76 - 1.07Dead+1.07Collateral+0.53Seismic\_R  
 77 - 1.07Dead+1.07Collateral+0.75Live+0.53Seismic\_Long  
 78 - 1.07Dead+1.07Collateral+0.75Live-0.53Seismic\_Long  
 79 - 1.07Dead+1.07Collateral+0.53Seismic\_Long  
 80 - 1.07Dead+1.07Collateral-0.53Seismic\_Long  
 81#- Dead/2+0.7Seismic\_L  
 82 - Dead/2+0.7Seismic\_R  
 83 - Dead/2+0.7Seismic\_Long  
 84 - Dead/2-0.7Seismic\_Long  
 85#- Dead+Collateral+F2UNB\_SL\_L  
 86#- Dead+Collateral+F2UNB\_SL\_L  
 87 - Dead+Collateral+0.75F2UNB\_SL\_L  
 88 - Dead+Collateral+0.75F2UNB\_SL\_L  
 89 - Dead+Collateral+0.45Wind\_Left1+0.75F2UNB\_SL\_L  
 90 - Dead+Collateral+0.45Wind\_Left2+0.75F2UNB\_SL\_L  
 91 - Dead+Collateral+0.45Wind\_Right1+0.75F2UNB\_SL\_L  
 92 - Dead+Collateral+0.45Wind\_Right2+0.75F2UNB\_SL\_L  
 93 - 1.07Dead+1.07Collateral+0.52Seismic\_Long+0.75F2UNB\_SL\_L  
 94 - 1.07Dead+1.07Collateral-0.52Seismic\_Long+0.75F2UNB\_SL\_L  
 95#- 1.07Dead+1.07Collateral+0.52Seismic\_L+0.75F2UNB\_SL\_L  
 96#- 1.07Dead+1.07Collateral+0.52Seismic\_R+0.75F2UNB\_SL\_L  
 97 - Dead+Collateral+F2UNB\_SL\_R  
 98#- Dead+Collateral+F2UNB\_SL\_R  
 99 - Dead+Collateral+0.75F2UNB\_SL\_R  
 100 - Dead+Collateral+0.75F2UNB\_SL\_R  
 101 - Dead+Collateral+0.45Wind\_Left1+0.75F2UNB\_SL\_R  
 102 - Dead+Collateral+0.45Wind\_Left2+0.75F2UNB\_SL\_R  
 103 - Dead+Collateral+0.45Wind\_Right1+0.75F2UNB\_SL\_R  
 104 - Dead+Collateral+0.45Wind\_Right2+0.75F2UNB\_SL\_R  
 105 - 1.07Dead+1.07Collateral+0.52Seismic\_Long+0.75F2UNB\_SL\_R  
 106 - 1.07Dead+1.07Collateral-0.52Seismic\_Long+0.75F2UNB\_SL\_R  
 107#- 1.07Dead+1.07Collateral+0.52Seismic\_L+0.75F2UNB\_SL\_R  
 108#- 1.07Dead+1.07Collateral+0.52Seismic\_R+0.75F2UNB\_SL\_R  
 109 - Dead+Collateral+Live  
 110 - Dead+Collateral+Live  
 111 - Dead+Collateral



|                                                                                 |                 |                        |                    |          |
|---------------------------------------------------------------------------------|-----------------|------------------------|--------------------|----------|
|  | <b>Customer</b> | Elbert Rentals         | <b>Job No</b>      | 22-8706  |
|                                                                                 | <b>Project</b>  | Building Expansion     | <b>Date</b>        | 5/3/2022 |
|                                                                                 | <b>Location</b> | Newberg, OR 97132      | <b>Designed By</b> | AC       |
|                                                                                 | <b>Size</b>     | 117 x 90 x 14.8 x 14.1 | <b>Checked By</b>  |          |

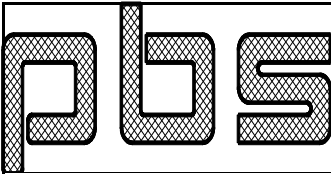
112 - Dead+Collateral  
 113 - Dead+Collateral+Snow  
 114 - Dead+Collateral+Snow  
 115 - Dead+Collateral+Snow+Snow\_Drift  
 116 - Dead+Collateral+Snow+Snow\_Drift  
 117 - Dead+Collateral+Snow+Slide\_Snow  
 118 - Dead+Collateral+Snow+Slide\_Snow  
 119 - Dead  
 120 - Dead  
 121 - Dead+Collateral+0.75Live  
 122 - Dead+Collateral+0.75Live  
 123 - Dead+Collateral+0.75Snow  
 124 - Dead+Collateral+0.75Snow  
 125 - Dead+Collateral+0.75Snow+0.75Snow\_Drift  
 126 - Dead+Collateral+0.75Snow+0.75Snow\_Drift  
 127 - Dead+Collateral+0.75Snow+0.75Slide\_Snow  
 128 - Dead+Collateral+0.75Snow+0.75Slide\_Snow  
 129 - Dead+0.48Wind\_Left1  
 130 - Dead+0.48Wind\_Right1  
 131 - Dead+0.48Wind\_Left2  
 132 - Dead+0.48Wind\_Right2  
 133 - Dead+0.48Wind\_Long1  
 134 - Dead-0.48Wind\_Long1  
 135 - Dead+0.48Wind\_Long2  
 136 - Dead-0.48Wind\_Long2  
 137 - Dead+Collateral+0.75Live+0.36Wind\_Left1  
 138 - Dead+Collateral+0.75Live+0.36Wind\_Right1  
 139 - Dead+Collateral+0.75Live+0.36Wind\_Left2  
 140 - Dead+Collateral+0.75Live+0.36Wind\_Right2  
 141 - Dead+Collateral+0.75Live+0.36Wind\_Long1  
 142 - Dead+Collateral+0.75Live-0.36Wind\_Long1  
 143 - Dead+Collateral+0.75Live+0.36Wind\_Long2  
 144 - Dead+Collateral+0.75Live-0.36Wind\_Long2  
 145 - Dead+Collateral+0.75Snow+0.36Wind\_Left1  
 146 - Dead+Collateral+0.75Snow+0.36Wind\_Left1+0.75Snow\_Drift  
 147 - Dead+Collateral+0.75Snow+0.36Wind\_Left1+0.75Slide\_Snow  
 148 - Dead+Collateral+0.75Snow+0.36Wind\_Right1  
 149 - Dead+Collateral+0.75Snow+0.36Wind\_Right1+0.75Snow\_Drift  
 150 - Dead+Collateral+0.75Snow+0.36Wind\_Right1+0.75Slide\_Snow  
 151 - Dead+Collateral+0.75Snow+0.36Wind\_Left2  
 152 - Dead+Collateral+0.75Snow+0.36Wind\_Left2+0.75Snow\_Drift  
 153 - Dead+Collateral+0.75Snow+0.36Wind\_Left2+0.75Slide\_Snow  
 154 - Dead+Collateral+0.75Snow+0.36Wind\_Right2  
 155 - Dead+Collateral+0.75Snow+0.36Wind\_Right2+0.75Snow\_Drift  
 156 - Dead+Collateral+0.75Snow+0.36Wind\_Right2+0.75Slide\_Snow  
 157 - Dead+Collateral+0.75Snow+0.36Wind\_Long1  
 158 - Dead+Collateral+0.75Snow-0.36Wind\_Long1  
 159 - Dead+Collateral+0.75Snow+0.36Wind\_Long1+0.75Snow\_Drift  
 160 - Dead+Collateral+0.75Snow-0.36Wind\_Long1+0.75Snow\_Drift  
 161 - Dead+Collateral+0.75Snow+0.36Wind\_Long1+0.75Slide\_Snow  
 162 - Dead+Collateral+0.75Snow-0.36Wind\_Long1+0.75Slide\_Snow  
 163 - Dead+Collateral+0.75Snow+0.36Wind\_Long2  
 164 - Dead+Collateral+0.75Snow-0.36Wind\_Long2  
 165 - Dead+Collateral+0.75Snow+0.36Wind\_Long2+0.75Snow\_Drift

|            |                 |                        |                    |          |
|------------|-----------------|------------------------|--------------------|----------|
| <b>PLS</b> | <b>Customer</b> | Elbert Rentals         | <b>Job No</b>      | 22-8706  |
|            | <b>Project</b>  | Building Expansion     | <b>Date</b>        | 5/3/2022 |
|            | <b>Location</b> | Newberg, OR 97132      | <b>Designed By</b> | AC       |
|            | <b>Size</b>     | 117 x 90 x 14.8 x 14.1 | <b>Checked By</b>  |          |

166 - Dead+Collateral+0.75Snow-0.36Wind\_Long2+0.75Snow\_Drift  
 167 - Dead+Collateral+0.75Snow+0.36Wind\_Long2+0.75Slide\_Snow  
 168 - Dead+Collateral+0.75Snow-0.36Wind\_Long2+0.75Slide\_Snow  
 169 - 0.6Dead+0.48Wind\_Left1  
 170 - 0.6Dead+0.48Wind\_Right1  
 171 - 0.6Dead+0.48Wind\_Left2  
 172 - 0.6Dead+0.48Wind\_Right2  
 173 - 0.6Dead+0.48Wind\_Long1  
 174 - 0.6Dead-0.48Wind\_Long1  
 175 - 0.6Dead+0.48Wind\_Long2  
 176 - 0.6Dead-0.48Wind\_Long2  
 177 - 1.1Dead+1.1Collateral+0.7Seismic\_L  
 178 - 1.1Dead+1.1Collateral+0.7Seismic\_R  
 179 - 1.1Dead+1.1Collateral+0.7Seismic\_Long  
 180 - 1.1Dead+1.1Collateral-0.7Seismic\_Long  
 181 - 1.07Dead+1.07Collateral+0.75Live+0.53Seismic\_L  
 182 - 1.07Dead+1.07Collateral+0.75Live+0.53Seismic\_R  
 183 - 1.07Dead+1.07Collateral+0.53Seismic\_L  
 184 - 1.07Dead+1.07Collateral+0.53Seismic\_R  
 185 - 1.07Dead+1.07Collateral+0.75Live+0.53Seismic\_Long  
 186 - 1.07Dead+1.07Collateral+0.75Live-0.53Seismic\_Long  
 187 - 1.07Dead+1.07Collateral+0.53Seismic\_Long  
 188 - 1.07Dead+1.07Collateral-0.53Seismic\_Long  
 189 - Dead/2+0.7Seismic\_L  
 190 - Dead/2+0.7Seismic\_R  
 191 - Dead/2+0.7Seismic\_Long  
 192 - Dead/2-0.7Seismic\_Long  
 193 - Dead+Collateral+F2UNB\_SL\_L  
 194 - Dead+Collateral+F2UNB\_SL\_L  
 195 - Dead+Collateral+0.75F2UNB\_SL\_L  
 196 - Dead+Collateral+0.75F2UNB\_SL\_L  
 197 - Dead+Collateral+0.36Wind\_Left1+0.75F2UNB\_SL\_L  
 198 - Dead+Collateral+0.36Wind\_Left2+0.75F2UNB\_SL\_L  
 199 - Dead+Collateral+0.36Wind\_Right1+0.75F2UNB\_SL\_L  
 200 - Dead+Collateral+0.36Wind\_Right2+0.75F2UNB\_SL\_L  
 201 - 1.07Dead+1.07Collateral+0.52Seismic\_Long+0.75F2UNB\_SL\_L  
 202 - 1.07Dead+1.07Collateral-0.52Seismic\_Long+0.75F2UNB\_SL\_L  
 203 - 1.07Dead+1.07Collateral+0.52Seismic\_L+0.75F2UNB\_SL\_L  
 204 - 1.07Dead+1.07Collateral+0.52Seismic\_R+0.75F2UNB\_SL\_L  
 205 - Dead+Collateral+F2UNB\_SL\_R  
 206 - Dead+Collateral+F2UNB\_SL\_R  
 207 - Dead+Collateral+0.75F2UNB\_SL\_R  
 208 - Dead+Collateral+0.75F2UNB\_SL\_R  
 209 - Dead+Collateral+0.36Wind\_Left1+0.75F2UNB\_SL\_R  
 210 - Dead+Collateral+0.36Wind\_Left2+0.75F2UNB\_SL\_R  
 211 - Dead+Collateral+0.36Wind\_Right1+0.75F2UNB\_SL\_R  
 212 - Dead+Collateral+0.36Wind\_Right2+0.75F2UNB\_SL\_R  
 213 - 1.07Dead+1.07Collateral+0.52Seismic\_Long+0.75F2UNB\_SL\_R  
 214 - 1.07Dead+1.07Collateral-0.52Seismic\_Long+0.75F2UNB\_SL\_R  
 215 - 1.07Dead+1.07Collateral+0.52Seismic\_L+0.75F2UNB\_SL\_R  
 216 - 1.07Dead+1.07Collateral+0.52Seismic\_R+0.75F2UNB\_SL\_R

PLATE LIMITS:

-----



|                 |                        |                    |          |
|-----------------|------------------------|--------------------|----------|
| <b>Customer</b> | Elbert Rentals         | <b>Job No</b>      | 22-8706  |
| <b>Project</b>  | Building Expansion     | <b>Date</b>        | 5/3/2022 |
| <b>Location</b> | Newberg, OR 97132      | <b>Designed By</b> | AC       |
| <b>Size</b>     | 117 x 90 x 14.8 x 14.1 | <b>Checked By</b>  |          |

| Seg<br>Id | -----Web-----             |                               | -----Flange----- |     | ---Flange--- |       | Web_Depth/<br>Flange_Width |       | Web_Area/<br>Flange_Area |       |
|-----------|---------------------------|-------------------------------|------------------|-----|--------------|-------|----------------------------|-------|--------------------------|-------|
|           | Depth/Thick<br>Calc Limit | Width/(2xThick)<br>Calc Limit | Thick            | Min | Calc         | Limit | Calc                       | Limit | Calc                     | Limit |
| 1         | 64.0                      | 260.0                         | 16.0             |     | 0.188        | 0.188 | 2.0                        |       | 2.0                      | 10.0  |
| 2         | 157.9                     | 260.0                         | 16.0             |     | 0.188        | 0.134 | 3.5                        |       | 2.5                      | 10.0  |
| 3         | 223.0                     | 260.0                         | 6.0              |     | 0.500        | 0.134 | 5.0                        |       | 1.3                      | 10.0  |
| 4         | 223.0                     | 260.0                         | 6.0              |     | 0.500        | 0.134 | 5.0                        |       | 1.3                      | 10.0  |
| 5         | 133.8                     | 260.0                         | 16.0             |     | 0.188        | 0.134 | 3.0                        |       | 2.2                      | 10.0  |
| 6         | 133.8                     | 260.0                         | 16.0             |     | 0.188        | 0.134 | 3.0                        |       | 2.2                      | 10.0  |
| 7         | 133.8                     | 260.0                         | 16.0             |     | 0.188        | 0.134 | 3.0                        |       | 2.2                      | 10.0  |
| 8         | 223.0                     | 260.0                         | 8.0              |     | 0.375        | 0.134 | 5.0                        |       | 1.8                      | 10.0  |
| 9         | 223.0                     | 260.0                         | 8.0              |     | 0.375        | 0.134 | 5.0                        |       | 1.8                      | 10.0  |
| 10        | 133.8                     | 260.0                         | 16.0             |     | 0.188        | 0.134 | 3.0                        |       | 2.2                      | 10.0  |
| 11        | 133.8                     | 260.0                         | 16.0             |     | 0.188        | 0.134 | 3.0                        |       | 2.2                      | 10.0  |
| 12        | 64.0                      | 260.0                         | 16.0             |     | 0.188        | 0.188 | 2.0                        |       | 2.0                      | 10.0  |

FRAME AREA:

-----  
 Frame Area= 244.19  
 Building Area= 1974.71  
 Ratio= 0.12

WEIGHTS:

| Member      | 1   | 2  | 3   | 4   | 5   | 6   | 7   | 8   | 9   | 10  |
|-------------|-----|----|-----|-----|-----|-----|-----|-----|-----|-----|
| Weight (lb) | 230 | 81 | 352 | 518 | 316 | 112 | 234 | 276 | 316 | 159 |

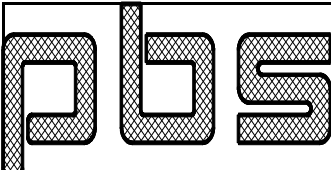
| Member      | 11  | 12  |
|-------------|-----|-----|
| Weight (lb) | 231 | 203 |

| Column      | 1   | 2   |
|-------------|-----|-----|
| Weight (lb) | 231 | 251 |

Total Weight (lb)  
 Frame = 3025  
 Interior Col = 481  
 Splice Plate = 211  
 Column Cap = 21  
 Base Plate = 37  
 -----  
 3775

REACTIONS - Sidewall Columns:

-----  
 Load -----Left\_Column----- -----Right\_Column-----

|  |       | Customer | Elbert Rentals         |        |       | Job No      | 22-8706  |        |  |
|---------------------------------------------------------------------------------|-------|----------|------------------------|--------|-------|-------------|----------|--------|--|
|                                                                                 |       | Project  | Building Expansion     |        |       | Date        | 5/3/2022 |        |  |
|                                                                                 |       | Location | Newberg, OR 97132      |        |       | Designed By | AC       |        |  |
|                                                                                 |       | Size     | 117 x 90 x 14.8 x 14.1 |        |       | Checked By  |          |        |  |
| Id                                                                              | Fx(k) | Fy(k)    | Fz(k)                  | M(f-k) | Fx(k) | Fy(k)       | Fz(k)    | M(f-k) |  |
| 1                                                                               | 0.85  | -7.15    | 0.00                   | 0.00   | -0.31 | 5.84        | 0.00     | 0.00   |  |
| 2                                                                               | 0.61  | -7.47    | 0.00                   | 0.00   | -0.47 | 5.95        | 0.00     | 0.00   |  |
| 3                                                                               | 0.27  | -2.75    | 0.00                   | 0.00   | -0.14 | 2.41        | 0.00     | 0.00   |  |
| 4                                                                               | 0.17  | -2.87    | 0.00                   | 0.00   | -0.20 | 2.45        | 0.00     | 0.00   |  |
| 5                                                                               | 1.03  | -8.22    | 0.00                   | 0.00   | -0.34 | 6.69        | 0.00     | 0.00   |  |
| 6                                                                               | 0.75  | -8.59    | 0.00                   | 0.00   | -0.52 | 6.81        | 0.00     | 0.00   |  |
| 7                                                                               | 1.03  | -8.22    | 0.00                   | 0.00   | -0.34 | 6.69        | 0.00     | 0.00   |  |
| 8                                                                               | 0.75  | -8.59    | 0.00                   | 0.00   | -0.52 | 6.81        | 0.00     | 0.00   |  |
| 9                                                                               | 1.03  | -8.22    | 0.00                   | 0.00   | -0.34 | 6.69        | 0.00     | 0.00   |  |
| 10                                                                              | 0.75  | -8.59    | 0.00                   | 0.00   | -0.52 | 6.81        | 0.00     | 0.00   |  |
| 11                                                                              | 0.11  | -1.16    | 0.00                   | 0.00   | -0.06 | 1.19        | 0.00     | 0.00   |  |
| 12                                                                              | 0.06  | -1.22    | 0.00                   | 0.00   | -0.09 | 1.21        | 0.00     | 0.00   |  |
| 13                                                                              | 0.68  | -6.07    | 0.00                   | 0.00   | -0.28 | 4.99        | 0.00     | 0.00   |  |
| 14                                                                              | 0.48  | -6.34    | 0.00                   | 0.00   | -0.41 | 5.08        | 0.00     | 0.00   |  |
| 15                                                                              | 0.80  | -6.88    | 0.00                   | 0.00   | -0.31 | 5.63        | 0.00     | 0.00   |  |
| 16                                                                              | 0.57  | -7.19    | 0.00                   | 0.00   | -0.45 | 5.73        | 0.00     | 0.00   |  |
| 17                                                                              | 0.80  | -6.88    | 0.00                   | 0.00   | -0.31 | 5.63        | 0.00     | 0.00   |  |
| 18                                                                              | 0.57  | -7.19    | 0.00                   | 0.00   | -0.45 | 5.73        | 0.00     | 0.00   |  |
| 19                                                                              | 0.80  | -6.88    | 0.00                   | 0.00   | -0.31 | 5.63        | 0.00     | 0.00   |  |
| 20                                                                              | 0.57  | -7.19    | 0.00                   | 0.00   | -0.45 | 5.73        | 0.00     | 0.00   |  |
| 21                                                                              | -1.33 | -0.59    | 0.00                   | 0.00   | -1.24 | 0.25        | 0.00     | 0.00   |  |
| 22                                                                              | 1.31  | 0.54     | 0.00                   | 0.00   | 1.33  | -1.65       | 0.00     | 0.00   |  |
| 23                                                                              | -1.71 | -1.27    | 0.00                   | 0.00   | -0.91 | 1.03        | 0.00     | 0.00   |  |
| 24                                                                              | 0.96  | -0.07    | 0.00                   | 0.00   | 1.71  | -0.87       | 0.00     | 0.00   |  |
| 25                                                                              | 0.74  | -1.20    | 4.53                   | 0.00   | -0.50 | -1.64       | 4.43     | 0.00   |  |
| 26                                                                              | 0.74  | 2.67     | 0.00                   | 0.00   | -0.49 | 1.95        | 0.00     | 0.00   |  |
| 27                                                                              | 0.26  | -2.30    | 4.53                   | 0.00   | -0.52 | -2.48       | 4.43     | 0.00   |  |
| 28                                                                              | 0.26  | 1.57     | 0.00                   | 0.00   | -0.52 | 1.12        | 0.00     | 0.00   |  |
| 29                                                                              | -0.68 | -5.93    | 0.00                   | 0.00   | -1.30 | 4.38        | 0.00     | 0.00   |  |
| 30                                                                              | 1.54  | -4.86    | 0.00                   | 0.00   | 0.73  | 2.88        | 0.00     | 0.00   |  |
| 31                                                                              | -0.93 | -6.42    | 0.00                   | 0.00   | -1.04 | 4.96        | 0.00     | 0.00   |  |
| 32                                                                              | 1.30  | -5.30    | 0.00                   | 0.00   | 1.02  | 3.46        | 0.00     | 0.00   |  |
| 33                                                                              | 1.04  | -6.23    | 3.40                   | 0.00   | -0.67 | 2.91        | 3.33     | 0.00   |  |
| 34                                                                              | 1.03  | -3.32    | 0.00                   | 0.00   | -0.67 | 5.61        | 0.00     | 0.00   |  |
| 35                                                                              | 0.62  | -7.11    | 3.40                   | 0.00   | -0.71 | 2.30        | 3.33     | 0.00   |  |
| 36                                                                              | 0.62  | -4.20    | 0.00                   | 0.00   | -0.71 | 5.00        | 0.00     | 0.00   |  |
| 37                                                                              | -0.60 | -6.80    | 0.00                   | 0.00   | -1.35 | 5.03        | 0.00     | 0.00   |  |
| 38                                                                              | -0.60 | -6.80    | 0.00                   | 0.00   | -1.35 | 5.03        | 0.00     | 0.00   |  |
| 39                                                                              | -0.60 | -6.80    | 0.00                   | 0.00   | -1.35 | 5.03        | 0.00     | 0.00   |  |
| 40                                                                              | 1.65  | -5.68    | 0.00                   | 0.00   | 0.70  | 3.53        | 0.00     | 0.00   |  |
| 41                                                                              | 1.65  | -5.68    | 0.00                   | 0.00   | 0.70  | 3.53        | 0.00     | 0.00   |  |
| 42                                                                              | 1.65  | -5.68    | 0.00                   | 0.00   | 0.70  | 3.53        | 0.00     | 0.00   |  |
| 43                                                                              | -0.85 | -7.28    | 0.00                   | 0.00   | -1.09 | 5.61        | 0.00     | 0.00   |  |
| 44                                                                              | -0.85 | -7.28    | 0.00                   | 0.00   | -1.09 | 5.61        | 0.00     | 0.00   |  |
| 45                                                                              | -0.85 | -7.28    | 0.00                   | 0.00   | -1.09 | 5.61        | 0.00     | 0.00   |  |
| 46                                                                              | 1.42  | -6.12    | 0.00                   | 0.00   | 0.99  | 4.10        | 0.00     | 0.00   |  |
| 47                                                                              | 1.42  | -6.12    | 0.00                   | 0.00   | 0.99  | 4.10        | 0.00     | 0.00   |  |
| 48                                                                              | 1.42  | -6.12    | 0.00                   | 0.00   | 0.99  | 4.10        | 0.00     | 0.00   |  |
| 49                                                                              | 1.14  | -7.07    | 3.40                   | 0.00   | -0.71 | 3.56        | 3.33     | 0.00   |  |
| 50                                                                              | 1.13  | -4.15    | 0.00                   | 0.00   | -0.71 | 6.25        | 0.00     | 0.00   |  |
| 51                                                                              | 1.14  | -7.07    | 3.40                   | 0.00   | -0.71 | 3.56        | 3.33     | 0.00   |  |
| 52                                                                              | 1.13  | -4.15    | 0.00                   | 0.00   | -0.71 | 6.25        | 0.00     | 0.00   |  |

|            |                 |                        |       |      |       |       |                    |          |  |
|------------|-----------------|------------------------|-------|------|-------|-------|--------------------|----------|--|
| <b>PLS</b> | <b>Customer</b> | Elbert Rentals         |       |      |       |       | <b>Job No</b>      | 22-8706  |  |
|            | <b>Project</b>  | Building Expansion     |       |      |       |       | <b>Date</b>        | 5/3/2022 |  |
|            | <b>Location</b> | Newberg, OR 97132      |       |      |       |       | <b>Designed By</b> | AC       |  |
|            | <b>Size</b>     | 117 x 90 x 14.8 x 14.1 |       |      |       |       | <b>Checked By</b>  |          |  |
| 53         | 1.14            | -7.07                  | 3.40  | 0.00 | -0.71 | 3.56  | 3.33               | 0.00     |  |
| 54         | 1.13            | -4.15                  | 0.00  | 0.00 | -0.71 | 6.25  | 0.00               | 0.00     |  |
| 55         | 0.72            | -7.95                  | 3.40  | 0.00 | -0.75 | 2.95  | 3.33               | 0.00     |  |
| 56         | 0.71            | -5.05                  | 0.00  | 0.00 | -0.75 | 5.65  | 0.00               | 0.00     |  |
| 57         | 0.72            | -7.95                  | 3.40  | 0.00 | -0.75 | 2.95  | 3.33               | 0.00     |  |
| 58         | 0.71            | -5.05                  | 0.00  | 0.00 | -0.75 | 5.65  | 0.00               | 0.00     |  |
| 59         | 0.72            | -7.95                  | 3.40  | 0.00 | -0.75 | 2.95  | 3.33               | 0.00     |  |
| 60         | 0.71            | -5.05                  | 0.00  | 0.00 | -0.75 | 5.65  | 0.00               | 0.00     |  |
| 61         | -1.34           | -0.10                  | 0.00  | 0.00 | -1.20 | -0.24 | 0.00               | 0.00     |  |
| 62         | 1.27            | 1.01                   | 0.00  | 0.00 | 1.36  | -2.13 | 0.00               | 0.00     |  |
| 63         | -1.72           | -0.78                  | 0.00  | 0.00 | -0.87 | 0.55  | 0.00               | 0.00     |  |
| 64         | 0.92            | 0.39                   | 0.00  | 0.00 | 1.74  | -1.35 | 0.00               | 0.00     |  |
| 65         | 0.71            | -0.72                  | 4.53  | 0.00 | -0.46 | -2.12 | 4.43               | 0.00     |  |
| 66         | 0.70            | 3.15                   | 0.00  | 0.00 | -0.46 | 1.47  | 0.00               | 0.00     |  |
| 67         | 0.23            | -1.81                  | 4.53  | 0.00 | -0.49 | -2.96 | 4.43               | 0.00     |  |
| 68         | 0.23            | 2.05                   | 0.00  | 0.00 | -0.48 | 0.64  | 0.00               | 0.00     |  |
| 69         | -3.42           | -6.94                  | 0.00  | 0.00 | -2.46 | 3.76  | 0.00               | 0.00     |  |
| 70         | 3.75            | 0.76                   | 0.00  | 0.00 | 2.13  | 1.58  | 0.00               | 0.00     |  |
| 71         | 0.25            | -9.56                  | 15.11 | 0.00 | -0.19 | -3.44 | 15.06              | 0.00     |  |
| 72         | 0.23            | 3.38                   | 0.00  | 0.00 | -0.17 | 8.77  | 0.00               | 0.00     |  |
| 73         | -2.47           | -9.62                  | 0.00  | 0.00 | -2.20 | 6.12  | 0.00               | 0.00     |  |
| 74         | 3.57            | -3.18                  | 0.00  | 0.00 | 1.52  | 4.29  | 0.00               | 0.00     |  |
| 75         | -2.51           | -5.91                  | 0.00  | 0.00 | -1.90 | 3.42  | 0.00               | 0.00     |  |
| 76         | 2.90            | -0.10                  | 0.00  | 0.00 | 1.56  | 1.78  | 0.00               | 0.00     |  |
| 77         | 0.60            | -11.29                 | 11.44 | 0.00 | -0.35 | 0.58  | 11.40              | 0.00     |  |
| 78         | 0.60            | -1.47                  | 0.00  | 0.00 | -0.33 | 9.81  | 0.00               | 0.00     |  |
| 79         | 0.24            | -7.90                  | 11.44 | 0.00 | -0.18 | -2.03 | 11.40              | 0.00     |  |
| 80         | 0.23            | 1.89                   | 0.00  | 0.00 | -0.17 | 7.22  | 0.00               | 0.00     |  |
| 81         | -3.33           | -4.18                  | 0.00  | 0.00 | -2.20 | 1.60  | 0.00               | 0.00     |  |
| 82         | 3.28            | 2.97                   | 0.00  | 0.00 | 2.16  | -0.41 | 0.00               | 0.00     |  |
| 83         | 0.04            | -7.07                  | 15.11 | 0.00 | -0.04 | -5.51 | 15.06              | 0.00     |  |
| 84         | 0.03            | 5.85                   | 0.00  | 0.00 | -0.03 | 6.71  | 0.00               | 0.00     |  |
| 85         | 0.08            | -10.25                 | 0.00  | 0.00 | 0.29  | 2.38  | 0.00               | 0.00     |  |
| 86         | -0.14           | -10.56                 | 0.00  | 0.00 | 0.11  | 2.49  | 0.00               | 0.00     |  |
| 87         | 0.12            | -8.37                  | 0.00  | 0.00 | 0.18  | 2.39  | 0.00               | 0.00     |  |
| 88         | -0.07           | -8.64                  | 0.00  | 0.00 | 0.03  | 2.48  | 0.00               | 0.00     |  |
| 89         | -1.21           | -8.20                  | 0.00  | 0.00 | -0.84 | 1.77  | 0.00               | 0.00     |  |
| 90         | -1.47           | -8.69                  | 0.00  | 0.00 | -0.59 | 2.35  | 0.00               | 0.00     |  |
| 91         | 1.01            | -7.14                  | 0.00  | 0.00 | 1.19  | 0.28  | 0.00               | 0.00     |  |
| 92         | 0.77            | -7.59                  | 0.00  | 0.00 | 1.48  | 0.86  | 0.00               | 0.00     |  |
| 93         | 0.05            | -13.51                 | 11.22 | 0.00 | 0.10  | -1.94 | 11.19              | 0.00     |  |
| 94         | 0.03            | -3.90                  | 0.00  | 0.00 | 0.12  | 7.13  | 0.00               | 0.00     |  |
| 95         | -2.96           | -11.80                 | 0.00  | 0.00 | -1.73 | 3.49  | 0.00               | 0.00     |  |
| 96         | 2.96            | -5.60                  | 0.00  | 0.00 | 1.95  | 1.72  | 0.00               | 0.00     |  |
| 97         | 1.09            | -5.24                  | 0.00  | 0.00 | -0.63 | 7.28  | 0.00               | 0.00     |  |
| 98         | 0.87            | -5.54                  | 0.00  | 0.00 | -0.75 | 7.37  | 0.00               | 0.00     |  |
| 99         | 0.87            | -4.63                  | 0.00  | 0.00 | -0.51 | 6.07  | 0.00               | 0.00     |  |
| 100        | 0.68            | -4.89                  | 0.00  | 0.00 | -0.62 | 6.15  | 0.00               | 0.00     |  |
| 101        | -0.46           | -4.48                  | 0.00  | 0.00 | -1.51 | 5.44  | 0.00               | 0.00     |  |
| 102        | -0.72           | -4.97                  | 0.00  | 0.00 | -1.25 | 6.03  | 0.00               | 0.00     |  |
| 103        | 1.72            | -3.42                  | 0.00  | 0.00 | 0.50  | 3.96  | 0.00               | 0.00     |  |
| 104        | 1.49            | -3.86                  | 0.00  | 0.00 | 0.80  | 4.54  | 0.00               | 0.00     |  |
| 105        | 0.80            | -9.75                  | 11.22 | 0.00 | -0.57 | 1.74  | 11.19              | 0.00     |  |
| 106        | 0.79            | -0.12                  | 0.00  | 0.00 | -0.56 | 10.80 | 0.00               | 0.00     |  |

|            |                 |                        |                    |          |
|------------|-----------------|------------------------|--------------------|----------|
| <b>PLS</b> | <b>Customer</b> | Elbert Rentals         | <b>Job No</b>      | 22-8706  |
|            | <b>Project</b>  | Building Expansion     | <b>Date</b>        | 5/3/2022 |
|            | <b>Location</b> | Newberg, OR 97132      | <b>Designed By</b> | AC       |
|            | <b>Size</b>     | 117 x 90 x 14.8 x 14.1 | <b>Checked By</b>  |          |

|     |       |       |      |      |       |      |      |      |
|-----|-------|-------|------|------|-------|------|------|------|
| 107 | -2.17 | -8.09 | 0.00 | 0.00 | -2.35 | 7.16 | 0.00 | 0.00 |
| 108 | 3.66  | -1.82 | 0.00 | 0.00 | 1.23  | 5.39 | 0.00 | 0.00 |

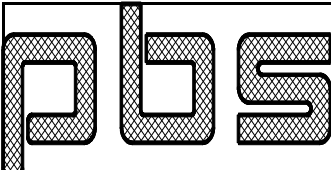
## REACTIONS - Interior Columns:

```

Load -----Col_1----- -----Col_2-----
 Id Fx(k) Fy(k) Fz(k) M(f-k) Fx(k) Fy(k) Fz(k) M(f-k)

 1 -0.39 32.89 0.00 0.00 -0.15 29.12 0.00 0.00
 2 -0.18 33.24 0.00 0.00 0.04 28.99 0.00 0.00
 3 -0.08 13.24 0.00 0.00 -0.04 11.54 0.00 0.00
 4 0.00 13.38 0.00 0.00 0.03 11.48 0.00 0.00
 5 -0.50 37.77 0.00 0.00 -0.18 33.53 0.00 0.00
 6 -0.26 38.18 0.00 0.00 0.03 33.37 0.00 0.00
 7 -0.50 37.77 0.00 0.00 -0.18 33.53 0.00 0.00
 8 -0.26 38.18 0.00 0.00 0.03 33.37 0.00 0.00
 9 -0.50 37.77 0.00 0.00 -0.18 33.53 0.00 0.00
 10 -0.26 38.18 0.00 0.00 0.03 33.37 0.00 0.00
 11 -0.03 6.29 0.00 0.00 -0.02 5.38 0.00 0.00
 12 0.01 6.36 0.00 0.00 0.02 5.35 0.00 0.00
 13 -0.29 27.99 0.00 0.00 -0.11 24.72 0.00 0.00
 14 -0.11 28.30 0.00 0.00 0.04 24.60 0.00 0.00
 15 -0.36 31.67 0.00 0.00 -0.14 28.02 0.00 0.00
 16 -0.16 32.01 0.00 0.00 0.04 27.89 0.00 0.00
 17 -0.36 31.67 0.00 0.00 -0.14 28.02 0.00 0.00
 18 -0.16 32.01 0.00 0.00 0.04 27.89 0.00 0.00
 19 -0.36 31.67 0.00 0.00 -0.14 28.02 0.00 0.00
 20 -0.16 32.01 0.00 0.00 0.04 27.89 0.00 0.00
 21 -0.01 -1.98 0.00 0.00 -0.01 -0.94 0.00 0.00
 22 0.00 -0.47 0.00 0.00 0.01 -1.57 0.00 0.00
 23 0.01 1.57 0.00 0.00 0.01 2.18 0.00 0.00
 24 -0.01 3.01 0.00 0.00 0.00 1.57 0.00 0.00
 25 0.00 -2.43 0.00 0.00 0.00 0.05 0.00 0.00
 26 0.00 -2.42 0.00 0.00 0.00 0.05 0.00 0.00
 27 0.00 1.03 0.00 0.00 0.00 -1.84 0.00 0.00
 28 0.00 1.04 0.00 0.00 0.00 -1.84 0.00 0.00
 29 -0.03 22.12 0.00 0.00 0.06 19.86 0.00 0.00
 30 -0.21 23.00 0.00 0.00 -0.07 19.48 0.00 0.00
 31 -0.05 24.75 0.00 0.00 0.07 22.21 0.00 0.00
 32 -0.25 25.59 0.00 0.00 -0.09 21.84 0.00 0.00
 33 -0.14 21.60 0.00 0.00 -0.04 20.66 0.00 0.00
 34 -0.14 21.60 0.00 0.00 -0.04 20.67 0.00 0.00
 35 -0.11 24.26 0.00 0.00 0.00 19.23 0.00 0.00
 36 -0.11 24.26 0.00 0.00 0.00 19.23 0.00 0.00
 37 -0.06 25.85 0.00 0.00 0.07 23.14 0.00 0.00
 38 -0.06 25.85 0.00 0.00 0.07 23.14 0.00 0.00
 39 -0.06 25.85 0.00 0.00 0.07 23.14 0.00 0.00
 40 -0.27 26.69 0.00 0.00 -0.09 22.78 0.00 0.00
 41 -0.27 26.69 0.00 0.00 -0.09 22.78 0.00 0.00
 42 -0.27 26.69 0.00 0.00 -0.09 22.78 0.00 0.00
 43 -0.08 28.47 0.00 0.00 0.07 25.49 0.00 0.00
 44 -0.08 28.47 0.00 0.00 0.07 25.49 0.00 0.00

```

|  |       |       | Customer | Elbert Rentals         |       |       |      | Job No      | 22-8706  |
|---------------------------------------------------------------------------------|-------|-------|----------|------------------------|-------|-------|------|-------------|----------|
|                                                                                 |       |       | Project  | Building Expansion     |       |       |      | Date        | 5/3/2022 |
|                                                                                 |       |       | Location | Newberg, OR 97132      |       |       |      | Designed By | AC       |
|                                                                                 |       |       | Size     | 117 x 90 x 14.8 x 14.1 |       |       |      | Checked By  |          |
| 45                                                                              | -0.08 | 28.47 | 0.00     | 0.00                   | 0.07  | 25.49 | 0.00 | 0.00        |          |
| 46                                                                              | -0.32 | 29.27 | 0.00     | 0.00                   | -0.11 | 25.14 | 0.00 | 0.00        |          |
| 47                                                                              | -0.32 | 29.27 | 0.00     | 0.00                   | -0.11 | 25.14 | 0.00 | 0.00        |          |
| 48                                                                              | -0.32 | 29.27 | 0.00     | 0.00                   | -0.11 | 25.14 | 0.00 | 0.00        |          |
| 49                                                                              | -0.19 | 25.30 | 0.00     | 0.00                   | -0.05 | 23.96 | 0.00 | 0.00        |          |
| 50                                                                              | -0.19 | 25.29 | 0.00     | 0.00                   | -0.05 | 23.96 | 0.00 | 0.00        |          |
| 51                                                                              | -0.19 | 25.30 | 0.00     | 0.00                   | -0.05 | 23.96 | 0.00 | 0.00        |          |
| 52                                                                              | -0.19 | 25.29 | 0.00     | 0.00                   | -0.05 | 23.96 | 0.00 | 0.00        |          |
| 53                                                                              | -0.19 | 25.30 | 0.00     | 0.00                   | -0.05 | 23.96 | 0.00 | 0.00        |          |
| 54                                                                              | -0.19 | 25.29 | 0.00     | 0.00                   | -0.05 | 23.96 | 0.00 | 0.00        |          |
| 55                                                                              | -0.16 | 27.97 | 0.00     | 0.00                   | 0.00  | 22.51 | 0.00 | 0.00        |          |
| 56                                                                              | -0.16 | 27.96 | 0.00     | 0.00                   | 0.00  | 22.52 | 0.00 | 0.00        |          |
| 57                                                                              | -0.16 | 27.97 | 0.00     | 0.00                   | 0.00  | 22.51 | 0.00 | 0.00        |          |
| 58                                                                              | -0.16 | 27.96 | 0.00     | 0.00                   | 0.00  | 22.52 | 0.00 | 0.00        |          |
| 59                                                                              | -0.16 | 27.97 | 0.00     | 0.00                   | 0.00  | 22.51 | 0.00 | 0.00        |          |
| 60                                                                              | -0.16 | 27.96 | 0.00     | 0.00                   | 0.00  | 22.52 | 0.00 | 0.00        |          |
| 61                                                                              | -0.03 | -4.53 | 0.00     | 0.00                   | -0.02 | -3.08 | 0.00 | 0.00        |          |
| 62                                                                              | 0.01  | -2.99 | 0.00     | 0.00                   | 0.01  | -3.71 | 0.00 | 0.00        |          |
| 63                                                                              | -0.01 | -0.98 | 0.00     | 0.00                   | 0.00  | 0.04  | 0.00 | 0.00        |          |
| 64                                                                              | 0.00  | 0.49  | 0.00     | 0.00                   | 0.00  | -0.58 | 0.00 | 0.00        |          |
| 65                                                                              | 0.00  | -4.96 | 0.00     | 0.00                   | 0.00  | -2.10 | 0.00 | 0.00        |          |
| 66                                                                              | 0.00  | -4.95 | 0.00     | 0.00                   | 0.00  | -2.10 | 0.00 | 0.00        |          |
| 67                                                                              | 0.00  | -1.51 | 0.00     | 0.00                   | -0.01 | -3.98 | 0.00 | 0.00        |          |
| 68                                                                              | 0.00  | -1.50 | 0.00     | 0.00                   | -0.01 | -3.99 | 0.00 | 0.00        |          |
| 69                                                                              | 0.29  | 18.88 | 0.00     | 0.00                   | 0.19  | 11.18 | 0.00 | 0.00        |          |
| 70                                                                              | -0.23 | 10.39 | 0.00     | 0.00                   | -0.26 | 14.15 | 0.00 | 0.00        |          |
| 71                                                                              | -0.05 | 14.63 | 0.00     | 0.00                   | -0.01 | 12.66 | 0.00 | 0.00        |          |
| 72                                                                              | -0.05 | 14.63 | 0.00     | 0.00                   | -0.01 | 12.67 | 0.00 | 0.00        |          |
| 73                                                                              | 0.27  | 32.62 | 0.00     | 0.00                   | 0.32  | 24.23 | 0.00 | 0.00        |          |
| 74                                                                              | -0.58 | 25.52 | 0.00     | 0.00                   | -0.43 | 26.71 | 0.00 | 0.00        |          |
| 75                                                                              | 0.19  | 17.44 | 0.00     | 0.00                   | 0.14  | 11.20 | 0.00 | 0.00        |          |
| 76                                                                              | -0.19 | 11.03 | 0.00     | 0.00                   | -0.19 | 13.44 | 0.00 | 0.00        |          |
| 77                                                                              | -0.21 | 29.07 | 0.00     | 0.00                   | -0.04 | 25.47 | 0.00 | 0.00        |          |
| 78                                                                              | -0.22 | 29.04 | 0.00     | 0.00                   | -0.04 | 25.49 | 0.00 | 0.00        |          |
| 79                                                                              | -0.05 | 14.24 | 0.00     | 0.00                   | -0.01 | 12.32 | 0.00 | 0.00        |          |
| 80                                                                              | -0.05 | 14.24 | 0.00     | 0.00                   | -0.01 | 12.32 | 0.00 | 0.00        |          |
| 81                                                                              | 0.12  | 7.11  | 0.00     | 0.00                   | 0.02  | 1.31  | 0.00 | 0.00        |          |
| 82                                                                              | 0.02  | -0.78 | 0.00     | 0.00                   | -0.07 | 4.06  | 0.00 | 0.00        |          |
| 83                                                                              | 0.00  | 3.16  | 0.00     | 0.00                   | 0.00  | 2.68  | 0.00 | 0.00        |          |
| 84                                                                              | 0.00  | 3.18  | 0.00     | 0.00                   | 0.00  | 2.68  | 0.00 | 0.00        |          |
| 85                                                                              | -0.36 | 40.81 | 0.00     | 0.00                   | -0.02 | 22.40 | 0.00 | 0.00        |          |
| 86                                                                              | -0.10 | 41.16 | 0.00     | 0.00                   | 0.12  | 22.26 | 0.00 | 0.00        |          |
| 87                                                                              | -0.28 | 33.92 | 0.00     | 0.00                   | -0.03 | 19.68 | 0.00 | 0.00        |          |
| 88                                                                              | -0.06 | 34.21 | 0.00     | 0.00                   | 0.09  | 19.56 | 0.00 | 0.00        |          |
| 89                                                                              | 0.02  | 27.99 | 0.00     | 0.00                   | 0.09  | 14.83 | 0.00 | 0.00        |          |
| 90                                                                              | 0.00  | 30.64 | 0.00     | 0.00                   | 0.10  | 17.18 | 0.00 | 0.00        |          |
| 91                                                                              | -0.20 | 28.90 | 0.00     | 0.00                   | -0.01 | 14.45 | 0.00 | 0.00        |          |
| 92                                                                              | -0.24 | 31.50 | 0.00     | 0.00                   | -0.02 | 16.81 | 0.00 | 0.00        |          |
| 93                                                                              | -0.18 | 34.99 | 0.00     | 0.00                   | 0.03  | 20.43 | 0.00 | 0.00        |          |
| 94                                                                              | -0.19 | 34.99 | 0.00     | 0.00                   | 0.03  | 20.44 | 0.00 | 0.00        |          |
| 95                                                                              | 0.38  | 38.41 | 0.00     | 0.00                   | 0.30  | 19.23 | 0.00 | 0.00        |          |
| 96                                                                              | -0.64 | 31.58 | 0.00     | 0.00                   | -0.27 | 21.64 | 0.00 | 0.00        |          |
| 97                                                                              | -0.27 | 22.50 | 0.00     | 0.00                   | -0.20 | 32.39 | 0.00 | 0.00        |          |
| 98                                                                              | -0.13 | 22.83 | 0.00     | 0.00                   | 0.00  | 32.27 | 0.00 | 0.00        |          |

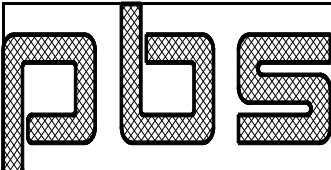
|            |                 |                        |                    |          |
|------------|-----------------|------------------------|--------------------|----------|
| <b>PLS</b> | <b>Customer</b> | Elbert Rentals         | <b>Job No</b>      | 22-8706  |
|            | <b>Project</b>  | Building Expansion     | <b>Date</b>        | 5/3/2022 |
|            | <b>Location</b> | Newberg, OR 97132      | <b>Designed By</b> | AC       |
|            | <b>Size</b>     | 117 x 90 x 14.8 x 14.1 | <b>Checked By</b>  |          |

|     |       |       |      |      |       |       |      |      |
|-----|-------|-------|------|------|-------|-------|------|------|
| 99  | -0.21 | 20.20 | 0.00 | 0.00 | -0.15 | 27.17 | 0.00 | 0.00 |
| 100 | -0.08 | 20.48 | 0.00 | 0.00 | 0.02  | 27.07 | 0.00 | 0.00 |
| 101 | -0.02 | 14.30 | 0.00 | 0.00 | 0.05  | 22.32 | 0.00 | 0.00 |
| 102 | -0.04 | 16.94 | 0.00 | 0.00 | 0.05  | 24.67 | 0.00 | 0.00 |
| 103 | -0.14 | 15.20 | 0.00 | 0.00 | -0.10 | 21.94 | 0.00 | 0.00 |
| 104 | -0.18 | 17.79 | 0.00 | 0.00 | -0.12 | 24.30 | 0.00 | 0.00 |
| 105 | -0.16 | 21.26 | 0.00 | 0.00 | -0.07 | 27.93 | 0.00 | 0.00 |
| 106 | -0.17 | 21.23 | 0.00 | 0.00 | -0.08 | 27.95 | 0.00 | 0.00 |
| 107 | 0.19  | 24.72 | 0.00 | 0.00 | 0.32  | 26.73 | 0.00 | 0.00 |
| 108 | -0.40 | 17.81 | 0.00 | 0.00 | -0.49 | 29.13 | 0.00 | 0.00 |

## DEFLECTIONS:

| Load<br>Id | Lateral Defl<br>@ Top Of Col |       | Vertical Defl<br>@ Midspan Of Col |       |       |
|------------|------------------------------|-------|-----------------------------------|-------|-------|
|            | Left                         | Right | LT-1                              | 1-2   | 2-RT  |
| 109        | -0.80                        | -0.25 | 0.17                              | -2.83 | 0.00  |
| 110        | -0.66                        | -0.11 | 0.16                              | -2.84 | 0.03  |
| 111        | -0.29                        | -0.07 | 0.06                              | -1.12 | 0.01  |
| 112        | -0.24                        | -0.02 | 0.06                              | -1.12 | 0.02  |
| 113        | -0.93                        | -0.30 | 0.19                              | -3.26 | -0.01 |
| 114        | -0.78                        | -0.15 | 0.19                              | -3.26 | 0.03  |
| 115        | -0.93                        | -0.30 | 0.19                              | -3.26 | -0.01 |
| 116        | -0.78                        | -0.15 | 0.19                              | -3.26 | 0.03  |
| 117        | -0.93                        | -0.30 | 0.19                              | -3.26 | -0.01 |
| 118        | -0.78                        | -0.15 | 0.19                              | -3.26 | 0.03  |
| 119        | -0.13                        | -0.03 | 0.03                              | -0.52 | 0.01  |
| 120        | -0.11                        | 0.00  | 0.03                              | -0.52 | 0.01  |
| 121        | -0.66                        | -0.20 | 0.14                              | -2.40 | 0.00  |
| 122        | -0.55                        | -0.08 | 0.14                              | -2.41 | 0.03  |
| 123        | -0.76                        | -0.23 | 0.16                              | -2.72 | 0.00  |
| 124        | -0.63                        | -0.10 | 0.16                              | -2.73 | 0.03  |
| 125        | -0.76                        | -0.23 | 0.16                              | -2.72 | 0.00  |
| 126        | -0.63                        | -0.10 | 0.16                              | -2.73 | 0.03  |
| 127        | -0.76                        | -0.23 | 0.16                              | -2.72 | 0.00  |
| 128        | -0.63                        | -0.10 | 0.16                              | -2.73 | 0.03  |
| 129        | 0.34                         | 0.35  | -0.01                             | -0.03 | 0.07  |
| 130        | -0.27                        | -0.24 | 0.01                              | -0.16 | 0.12  |
| 131        | 0.29                         | 0.34  | 0.00                              | -0.27 | 0.07  |
| 132        | -0.33                        | -0.26 | 0.03                              | -0.39 | 0.11  |
| 133        | -0.08                        | -0.08 | 0.00                              | 0.03  | -0.06 |
| 134        | -0.08                        | -0.08 | 0.00                              | 0.03  | -0.06 |
| 135        | 0.07                         | 0.11  | 0.00                              | -0.13 | 0.09  |
| 136        | 0.07                         | 0.11  | 0.00                              | -0.13 | 0.08  |
| 137        | -0.21                        | 0.19  | 0.11                              | -2.04 | 0.07  |
| 138        | -0.74                        | -0.32 | 0.13                              | -2.13 | 0.09  |
| 139        | -0.25                        | 0.18  | 0.12                              | -2.22 | 0.07  |
| 140        | -0.79                        | -0.34 | 0.14                              | -2.30 | 0.09  |
| 141        | -0.57                        | -0.18 | 0.12                              | -1.99 | -0.03 |
| 142        | -0.57                        | -0.18 | 0.12                              | -1.99 | -0.04 |
| 143        | -0.44                        | -0.02 | 0.12                              | -2.12 | 0.08  |
| 144        | -0.44                        | -0.03 | 0.12                              | -2.11 | 0.08  |



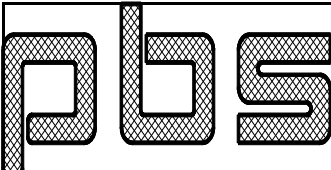
|                                                                                 |       |       |                 |                        |       |                    |          |
|---------------------------------------------------------------------------------|-------|-------|-----------------|------------------------|-------|--------------------|----------|
|  |       |       | <b>Customer</b> | Elbert Rentals         |       | <b>Job No</b>      | 22-8706  |
|                                                                                 |       |       | <b>Project</b>  | Building Expansion     |       | <b>Date</b>        | 5/3/2022 |
|                                                                                 |       |       | <b>Location</b> | Newberg, OR 97132      |       | <b>Designed By</b> | AC       |
|                                                                                 |       |       | <b>Size</b>     | 117 x 90 x 14.8 x 14.1 |       | <b>Checked By</b>  |          |
| 145                                                                             | -0.29 | 0.18  | 0.13            | -2.36                  | 0.07  |                    |          |
| 146                                                                             | -0.29 | 0.18  | 0.13            | -2.36                  | 0.07  |                    |          |
| 147                                                                             | -0.29 | 0.18  | 0.13            | -2.36                  | 0.07  |                    |          |
| 148                                                                             | -0.83 | -0.35 | 0.15            | -2.45                  | 0.09  |                    |          |
| 149                                                                             | -0.83 | -0.35 | 0.15            | -2.45                  | 0.09  |                    |          |
| 150                                                                             | -0.83 | -0.35 | 0.15            | -2.45                  | 0.09  |                    |          |
| 151                                                                             | -0.33 | 0.16  | 0.14            | -2.54                  | 0.07  |                    |          |
| 152                                                                             | -0.33 | 0.16  | 0.14            | -2.54                  | 0.07  |                    |          |
| 153                                                                             | -0.33 | 0.16  | 0.14            | -2.54                  | 0.07  |                    |          |
| 154                                                                             | -0.88 | -0.38 | 0.16            | -2.62                  | 0.08  |                    |          |
| 155                                                                             | -0.88 | -0.38 | 0.16            | -2.62                  | 0.08  |                    |          |
| 156                                                                             | -0.88 | -0.38 | 0.16            | -2.62                  | 0.08  |                    |          |
| 157                                                                             | -0.66 | -0.20 | 0.13            | -2.31                  | -0.03 |                    |          |
| 158                                                                             | -0.66 | -0.21 | 0.13            | -2.31                  | -0.04 |                    |          |
| 159                                                                             | -0.66 | -0.20 | 0.13            | -2.31                  | -0.03 |                    |          |
| 160                                                                             | -0.66 | -0.21 | 0.13            | -2.31                  | -0.04 |                    |          |
| 161                                                                             | -0.66 | -0.20 | 0.13            | -2.31                  | -0.03 |                    |          |
| 162                                                                             | -0.66 | -0.21 | 0.13            | -2.31                  | -0.04 |                    |          |
| 163                                                                             | -0.52 | -0.05 | 0.14            | -2.44                  | 0.08  |                    |          |
| 164                                                                             | -0.53 | -0.05 | 0.14            | -2.44                  | 0.07  |                    |          |
| 165                                                                             | -0.52 | -0.05 | 0.14            | -2.44                  | 0.08  |                    |          |
| 166                                                                             | -0.53 | -0.05 | 0.14            | -2.44                  | 0.07  |                    |          |
| 167                                                                             | -0.52 | -0.05 | 0.14            | -2.44                  | 0.08  |                    |          |
| 168                                                                             | -0.53 | -0.05 | 0.14            | -2.44                  | 0.07  |                    |          |
| 169                                                                             | 0.38  | 0.35  | -0.02           | 0.18                   | 0.07  |                    |          |
| 170                                                                             | -0.22 | -0.23 | 0.00            | 0.05                   | 0.11  |                    |          |
| 171                                                                             | 0.33  | 0.35  | -0.01           | -0.06                  | 0.07  |                    |          |
| 172                                                                             | -0.28 | -0.25 | 0.02            | -0.18                  | 0.11  |                    |          |
| 173                                                                             | -0.03 | -0.07 | -0.01           | 0.24                   | -0.06 |                    |          |
| 174                                                                             | -0.03 | -0.07 | -0.01           | 0.24                   | -0.06 |                    |          |
| 175                                                                             | 0.12  | 0.11  | -0.01           | 0.08                   | 0.08  |                    |          |
| 176                                                                             | 0.12  | 0.11  | -0.01           | 0.08                   | 0.08  |                    |          |
| 177                                                                             | 1.33  | 1.60  | 0.01            | -1.33                  | 0.40  |                    |          |
| 178                                                                             | -1.92 | -1.71 | 0.13            | -1.14                  | -0.37 |                    |          |
| 179                                                                             | -0.29 | -0.05 | 0.07            | -1.23                  | 0.02  |                    |          |
| 180                                                                             | -0.30 | -0.07 | 0.07            | -1.23                  | 0.01  |                    |          |
| 181                                                                             | 0.72  | 1.23  | 0.10            | -2.57                  | 0.33  |                    |          |
| 182                                                                             | -1.98 | -1.52 | 0.19            | -2.40                  | -0.30 |                    |          |
| 183                                                                             | 0.94  | 1.20  | 0.03            | -1.27                  | 0.30  |                    |          |
| 184                                                                             | -1.51 | -1.30 | 0.11            | -1.13                  | -0.27 |                    |          |
| 185                                                                             | -0.63 | -0.15 | 0.14            | -2.48                  | 0.01  |                    |          |
| 186                                                                             | -0.65 | -0.17 | 0.14            | -2.48                  | 0.01  |                    |          |
| 187                                                                             | -0.28 | -0.05 | 0.07            | -1.20                  | 0.01  |                    |          |
| 188                                                                             | -0.29 | -0.06 | 0.07            | -1.19                  | 0.01  |                    |          |
| 189                                                                             | 1.46  | 1.54  | -0.04           | -0.35                  | 0.36  |                    |          |
| 190                                                                             | -1.58 | -1.55 | 0.07            | -0.17                  | -0.35 |                    |          |
| 191                                                                             | -0.06 | -0.01 | 0.01            | -0.26                  | 0.01  |                    |          |
| 192                                                                             | -0.06 | -0.01 | 0.01            | -0.25                  | 0.00  |                    |          |
| 193                                                                             | -0.56 | 0.11  | 0.19            | -3.49                  | 0.53  |                    |          |
| 194                                                                             | -0.42 | 0.25  | 0.19            | -3.49                  | 0.56  |                    |          |
| 195                                                                             | -0.49 | 0.07  | 0.16            | -2.89                  | 0.40  |                    |          |
| 196                                                                             | -0.37 | 0.18  | 0.16            | -2.90                  | 0.43  |                    |          |
| 197                                                                             | -0.04 | 0.45  | 0.13            | -2.53                  | 0.47  |                    |          |
| 198                                                                             | -0.08 | 0.44  | 0.14            | -2.71                  | 0.47  |                    |          |

|            |                 |                        |                    |          |
|------------|-----------------|------------------------|--------------------|----------|
| <b>PLS</b> | <b>Customer</b> | Elbert Rentals         | <b>Job No</b>      | 22-8706  |
|            | <b>Project</b>  | Building Expansion     | <b>Date</b>        | 5/3/2022 |
|            | <b>Location</b> | Newberg, OR 97132      | <b>Designed By</b> | AC       |
|            | <b>Size</b>     | 117 x 90 x 14.8 x 14.1 | <b>Checked By</b>  |          |

|     |       |       |      |       |       |
|-----|-------|-------|------|-------|-------|
| 199 | -0.57 | -0.06 | 0.15 | -2.62 | 0.49  |
| 200 | -0.62 | -0.08 | 0.16 | -2.80 | 0.49  |
| 201 | -0.45 | 0.12  | 0.16 | -2.98 | 0.42  |
| 202 | -0.46 | 0.11  | 0.16 | -2.97 | 0.41  |
| 203 | 0.85  | 1.45  | 0.12 | -3.05 | 0.72  |
| 204 | -1.76 | -1.21 | 0.21 | -2.90 | 0.11  |
| 205 | -0.82 | -0.36 | 0.13 | -2.28 | -0.22 |
| 206 | -0.70 | -0.23 | 0.13 | -2.29 | -0.19 |
| 207 | -0.68 | -0.28 | 0.12 | -1.99 | -0.16 |
| 208 | -0.58 | -0.17 | 0.11 | -2.00 | -0.13 |
| 209 | -0.23 | 0.10  | 0.08 | -1.64 | -0.09 |
| 210 | -0.27 | 0.09  | 0.09 | -1.81 | -0.09 |
| 211 | -0.76 | -0.40 | 0.10 | -1.72 | -0.07 |
| 212 | -0.81 | -0.43 | 0.12 | -1.90 | -0.08 |
| 213 | -0.65 | -0.23 | 0.12 | -2.08 | -0.15 |
| 214 | -0.67 | -0.26 | 0.12 | -2.07 | -0.15 |
| 215 | 0.66  | 1.10  | 0.07 | -2.16 | 0.16  |
| 216 | -1.96 | -1.57 | 0.17 | -1.99 | -0.46 |

## DEFLECTIONS RATIO:

| Load<br>Id | Lateral Defl<br>@ Top Of Col |       | Vertical Defl<br>@ Midspan Of Col |       |       |
|------------|------------------------------|-------|-----------------------------------|-------|-------|
|            | Left                         | Right | LT-1                              | 1-2   | 2-RT  |
| 109        | 210                          | 642   | 1227                              | 263   | 99999 |
| 110        | 252                          | 1415  | 1263                              | 262   | 16024 |
| 111        | 573                          | 2132  | 3144                              | 664   | 58715 |
| 112        | 699                          | 7474  | 3238                              | 662   | 22571 |
| 113        | 178                          | 524   | 1062                              | 228   | 53099 |
| 114        | 214                          | 1079  | 1094                              | 227   | 16421 |
| 115        | 178                          | 524   | 1062                              | 228   | 53099 |
| 116        | 214                          | 1079  | 1094                              | 227   | 16421 |
| 117        | 178                          | 524   | 1062                              | 228   | 53100 |
| 118        | 214                          | 1079  | 1094                              | 227   | 16421 |
| 119        | 1289                         | 5455  | 6832                              | 1432  | 55749 |
| 120        | 1584                         | 34098 | 7034                              | 1428  | 32819 |
| 121        | 252                          | 805   | 1451                              | 309   | 99999 |
| 122        | 304                          | 1923  | 1493                              | 308   | 16321 |
| 123        | 219                          | 677   | 1277                              | 273   | 99999 |
| 124        | 263                          | 1522  | 1314                              | 272   | 16036 |
| 125        | 219                          | 677   | 1277                              | 273   | 99999 |
| 126        | 263                          | 1522  | 1314                              | 272   | 16036 |
| 127        | 219                          | 677   | 1277                              | 273   | 99999 |
| 128        | 263                          | 1522  | 1314                              | 272   | 16036 |
| 129        | 493                          | 452   | 19497                             | 22861 | 6409  |
| 130        | 612                          | 671   | 14135                             | 4737  | 3963  |
| 131        | 571                          | 461   | 52650                             | 2801  | 6357  |
| 132        | 502                          | 616   | 6976                              | 1916  | 4052  |
| 133        | 2138                         | 2119  | 99999                             | 25269 | 8170  |
| 134        | 2100                         | 2066  | 99999                             | 23898 | 7955  |
| 135        | 2266                         | 1491  | 99992                             | 5603  | 5317  |
| 136        | 2254                         | 1492  | 99999                             | 5670  | 5385  |

|                                                                                 |      |      |                 |                        |       |                    |          |
|---------------------------------------------------------------------------------|------|------|-----------------|------------------------|-------|--------------------|----------|
|  |      |      | <b>Customer</b> | Elbert Rentals         |       | <b>Job No</b>      | 22-8706  |
|                                                                                 |      |      | <b>Project</b>  | Building Expansion     |       | <b>Date</b>        | 5/3/2022 |
|                                                                                 |      |      | <b>Location</b> | Newberg, OR 97132      |       | <b>Designed By</b> | AC       |
|                                                                                 |      |      | <b>Size</b>     | 117 x 90 x 14.8 x 14.1 |       | <b>Checked By</b>  |          |
| 137                                                                             | 810  | 816  | 1913            | 364                    | 6221  |                    |          |
| 138                                                                             | 226  | 498  | 1596            | 349                    | 5124  |                    |          |
| 139                                                                             | 673  | 872  | 1734            | 335                    | 6320  |                    |          |
| 140                                                                             | 211  | 464  | 1465            | 322                    | 5339  |                    |          |
| 141                                                                             | 293  | 902  | 1763            | 373                    | 13364 |                    |          |
| 142                                                                             | 291  | 881  | 1772            | 373                    | 12709 |                    |          |
| 143                                                                             | 381  | 7225 | 1741            | 351                    | 5961  |                    |          |
| 144                                                                             | 379  | 6340 | 1750            | 351                    | 6078  |                    |          |
| 145                                                                             | 584  | 895  | 1631            | 314                    | 6089  |                    |          |
| 146                                                                             | 584  | 895  | 1631            | 314                    | 6089  |                    |          |
| 147                                                                             | 584  | 895  | 1631            | 314                    | 6089  |                    |          |
| 148                                                                             | 201  | 453  | 1390            | 303                    | 5227  |                    |          |
| 149                                                                             | 201  | 453  | 1390            | 303                    | 5227  |                    |          |
| 150                                                                             | 201  | 453  | 1390            | 303                    | 5227  |                    |          |
| 151                                                                             | 508  | 969  | 1498            | 293                    | 6202  |                    |          |
| 152                                                                             | 508  | 969  | 1498            | 293                    | 6202  |                    |          |
| 153                                                                             | 508  | 969  | 1498            | 293                    | 6202  |                    |          |
| 154                                                                             | 189  | 423  | 1289            | 283                    | 5474  |                    |          |
| 155                                                                             | 189  | 423  | 1289            | 283                    | 5474  |                    |          |
| 156                                                                             | 189  | 423  | 1289            | 283                    | 5474  |                    |          |
| 157                                                                             | 253  | 781  | 1517            | 321                    | 13044 |                    |          |
| 158                                                                             | 252  | 763  | 1523            | 321                    | 12375 |                    |          |
| 159                                                                             | 253  | 781  | 1517            | 321                    | 13044 |                    |          |
| 160                                                                             | 252  | 763  | 1523            | 321                    | 12375 |                    |          |
| 161                                                                             | 253  | 781  | 1517            | 321                    | 13044 |                    |          |
| 162                                                                             | 252  | 763  | 1523            | 321                    | 12375 |                    |          |
| 163                                                                             | 318  | 3430 | 1501            | 305                    | 5970  |                    |          |
| 164                                                                             | 316  | 3178 | 1508            | 305                    | 6098  |                    |          |
| 165                                                                             | 318  | 3430 | 1501            | 305                    | 5970  |                    |          |
| 166                                                                             | 316  | 3178 | 1508            | 305                    | 6098  |                    |          |
| 167                                                                             | 318  | 3430 | 1501            | 305                    | 5970  |                    |          |
| 168                                                                             | 316  | 3178 | 1508            | 305                    | 6098  |                    |          |
| 169                                                                             | 440  | 451  | 9266            | 4231                   | 6987  |                    |          |
| 170                                                                             | 747  | 698  | 79094           | 14663                  | 4098  |                    |          |
| 171                                                                             | 500  | 459  | 26468           | 13006                  | 6906  |                    |          |
| 172                                                                             | 591  | 641  | 11754           | 4122                   | 4187  |                    |          |
| 173                                                                             | 5334 | 2324 | 16347           | 3134                   | 7571  |                    |          |
| 174                                                                             | 5155 | 2270 | 15251           | 3112                   | 7393  |                    |          |
| 175                                                                             | 1410 | 1431 | 21141           | 9873                   | 5642  |                    |          |
| 176                                                                             | 1402 | 1428 | 19230           | 9671                   | 5715  |                    |          |
| 177                                                                             | 125  | 99   | 15791           | 558                    | 1149  |                    |          |
| 178                                                                             | 87   | 93   | 1595            | 655                    | 1243  |                    |          |
| 179                                                                             | 570  | 2947 | 2898            | 603                    | 30175 |                    |          |
| 180                                                                             | 549  | 2350 | 3049            | 606                    | 60459 |                    |          |
| 181                                                                             | 230  | 129  | 2138            | 289                    | 1367  |                    |          |
| 182                                                                             | 84   | 104  | 1069            | 309                    | 1502  |                    |          |
| 183                                                                             | 177  | 132  | 8145            | 584                    | 1505  |                    |          |
| 184                                                                             | 110  | 122  | 1824            | 660                    | 1666  |                    |          |
| 185                                                                             | 266  | 1084 | 1424            | 299                    | 30779 |                    |          |
| 186                                                                             | 258  | 952  | 1447            | 300                    | 66576 |                    |          |
| 187                                                                             | 587  | 3051 | 2980            | 620                    | 30854 |                    |          |
| 188                                                                             | 570  | 2557 | 3100            | 622                    | 50020 |                    |          |
| 189                                                                             | 114  | 103  | 5235            | 2127                   | 1264  |                    |          |
| 190                                                                             | 106  | 102  | 2984            | 4375                   | 1304  |                    |          |

|            |                 |                        |                    |          |
|------------|-----------------|------------------------|--------------------|----------|
| <b>PLS</b> | <b>Customer</b> | Elbert Rentals         | <b>Job No</b>      | 22-8706  |
|            | <b>Project</b>  | Building Expansion     | <b>Date</b>        | 5/3/2022 |
|            | <b>Location</b> | Newberg, OR 97132      | <b>Designed By</b> | AC       |
|            | <b>Size</b>     | 117 x 90 x 14.8 x 14.1 | <b>Checked By</b>  |          |

|     |      |       |       |      |       |
|-----|------|-------|-------|------|-------|
| 191 | 2869 | 20062 | 13883 | 2861 | 80968 |
| 192 | 2681 | 11208 | 18638 | 2939 | 99999 |
| 193 | 300  | 1422  | 1063  | 213  | 855   |
| 194 | 396  | 643   | 1091  | 213  | 809   |
| 195 | 342  | 2397  | 1275  | 257  | 1135  |
| 196 | 446  | 877   | 1309  | 256  | 1065  |
| 197 | 3902 | 355   | 1615  | 293  | 969   |
| 198 | 2021 | 364   | 1486  | 274  | 970   |
| 199 | 294  | 2596  | 1384  | 283  | 934   |
| 200 | 270  | 1951  | 1286  | 266  | 940   |
| 201 | 369  | 1339  | 1255  | 250  | 1097  |
| 202 | 362  | 1464  | 1275  | 250  | 1112  |
| 203 | 196  | 110   | 1755  | 243  | 632   |
| 204 | 95   | 131   | 977   | 256  | 4171  |
| 205 | 205  | 447   | 1512  | 325  | 2106  |
| 206 | 240  | 681   | 1560  | 324  | 2436  |
| 207 | 246  | 570   | 1741  | 373  | 2870  |
| 208 | 290  | 914   | 1796  | 371  | 3409  |
| 209 | 726  | 1517  | 2440  | 454  | 5177  |
| 210 | 614  | 1724  | 2156  | 411  | 5107  |
| 211 | 221  | 393   | 1951  | 431  | 6370  |
| 212 | 207  | 372   | 1760  | 392  | 6062  |
| 213 | 258  | 683   | 1700  | 358  | 3123  |
| 214 | 249  | 620   | 1731  | 359  | 2948  |
| 215 | 251  | 144   | 2765  | 344  | 2769  |
| 216 | 85   | 101   | 1227  | 373  | 998   |

## MAX DEFLECTION:

| Type             | Load Id | Deflect (in) | Span/Deflect Calc | Limit |
|------------------|---------|--------------|-------------------|-------|
| Live Vertical    |         | -2.14        | 348.              | 180.  |
| Horizontal Drift | 182     | -1.98        | 85.               | 65.   |
| Horizontal Total | 182     | -1.98        | 85.               | 65.   |

Horizontal Spring Constant= 3.58 k/in

## P-DELTA - Direct Analysis:

## CONVERGENCE CHECK:

| Column | Max Deflect Ratio |
|--------|-------------------|
| Left   | 0.0470            |
| Right  | 0.0476            |
| Col1   | 0.0484            |
| Col2   | 0.0487            |

## MAXIMUM DRIFT CHECK:

| Load  | Max_Drift (in) | Second/First |
|-------|----------------|--------------|
| First | Second         | First        |

|            |                 |                        |                    |          |
|------------|-----------------|------------------------|--------------------|----------|
| <b>PLS</b> | <b>Customer</b> | Elbert Rentals         | <b>Job No</b>      | 22-8706  |
|            | <b>Project</b>  | Building Expansion     | <b>Date</b>        | 5/3/2022 |
|            | <b>Location</b> | Newberg, OR 97132      | <b>Designed By</b> | AC       |
|            | <b>Size</b>     | 117 x 90 x 14.8 x 14.1 | <b>Checked By</b>  |          |

| Id | Order | Order | Ratio |
|----|-------|-------|-------|
| 9  | 0.75  | 0.93  | 1.24  |

ENDWALL VERTICAL DEFLECTION:

| Column | Locate | Use | --Vertical_Down(in)-<br>Load | Deflect | Limit | ---Vertical_Up(in)--<br>Load | Deflect | Limit |
|--------|--------|-----|------------------------------|---------|-------|------------------------------|---------|-------|
| 17.00  | Column | 194 | 0.05                         | 0.00    | 174   | 0.00                         | 0.00    |       |
| 79.00  | Column | 117 | 0.04                         | 0.00    | 176   | 0.00                         | 0.00    |       |

22-8706                      Frame 2 - Flange Hole Check                      4/29/22 4:10pm

INSIDE FLANGE CHECK:

| Col | Mem | Seg | Sec | ---Flange--- | Eff   | Net/<br>Gross | Max_UC | UC   |
|-----|-----|-----|-----|--------------|-------|---------------|--------|------|
| Id  | Id  | Id  | Id  | Width        | Thick | Hole<br>Dia   | (a)    | Load |
| 1   | 3   | 3   | 17  | 6.000        | 0.500 | 0.688         | 1.002  | 65   |
| 1   | 4   | 4   | 19  | 6.000        | 0.500 | 0.688         | 1.002  | 65   |
| 2   | 8   | 8   | 55  | 6.000        | 0.375 | 0.688         | 1.002  | 68   |
| 2   | 9   | 9   | 57  | 6.000        | 0.375 | 0.688         | 1.002  | 68   |

(a)  $F_u A_f n / Y_t F_y A_f g$  - If  $< 1$ , tension rupture calcs are implemented

LOAD COMBINATIONS:

65 - 0.6Dead+0.6Wind\_Long1  
68 - 0.6Dead-0.6Wind\_Long2

22-8706                      Frame 2 - Rigid Frame Clearances                      4/29/22 4:10pm

VERTICAL CLEARANCE:

| Location | Span   | X_Coord | Y_Coord |
|----------|--------|---------|---------|
| Left     | 150.02 | 20.36   | 150.02  |
| Right    | 141.99 | 1383.69 | 141.99  |
| Midspan  | 203.40 | 659.98  | 203.40  |
| Col1     | 153.12 | 204.00  | 153.12  |
| Col2     | 166.87 | 948.00  | 166.87  |

HORIZONTAL CLEARANCE:

| Location | Span | X_CoordL | X_CoordR |
|----------|------|----------|----------|
|----------|------|----------|----------|





Ultra-economy wall pack with traditional look.

Color: Bronze

Weight: 14.3 lbs

Project:

Type:

Prepared By:

Date:

**Driver Info**

| Type                | Constant Current |
|---------------------|------------------|
| 120V                | 1.17A            |
| 208V                | 0.67A            |
| 240V                | 0.58A            |
| 277V                | 0.52A            |
| Input Watts, 138.4W |                  |

**LED Info**

|                |              |
|----------------|--------------|
| Watts          | 139W         |
| Color Temp     | 5000K (Cool) |
| Color Accuracy | 84 CRI       |
| L70 Lifespan   | 50,000 Hours |
| Lumens         | 18,182       |
| Efficacy       | 131.4 lm/W   |

**Technical Specifications**

**Compliance**

**UL Listed:**

Suitable for wet locations. Suitable for mounting within 4 feet of the ground.

**DLC Listed:**

This product is on the Design Lights Consortium (DLC) Qualified Products List and is eligible for rebates from DLC Member Utilities.  
DLC Product Code: PUPN4XQL

**Performance**

**Lifespan:**

50,000-Hour LED lifespan based on IES LM-80 results and TM-21 calculations

**Electrical**

**Driver:**

Constant Current, Class 2, 120-277V, 50/60Hz, 120V: 1.17A, 208V: 0.68A, 240V: 0.58A, 277V: 0.52A

**THD:**

2.2% at 120V, 3.61% at 277V

**Power Factor:**

99.5% at 120V, 93.9% at 277V

**Note:**

All values are typical (tolerance +/- 10%)

**LED Characteristics**

**LEDs:**

Long-life, high-efficacy, surface-mount LEDs

**Color Uniformity:**

RAB's range of Correlated Color Temperature follows the guidelines of the American National Standard for Specifications for the Chromaticity of Solid State Lighting (SSL) Products, ANSI C78.377-2017.

**Construction**

**Housing:**

Die-cast aluminum

**Lens:**

Glass

**Reflector:**

Specular aluminum

**Cold Weather Starting:**

The minimum starting temperature is -40°C (-40°F)

**Maximum Ambient Temperature:**

Suitable for use in up to 40°C (104°F)

**Technical Specifications (continued)**

**Construction**

**Mounting:**

Die-cast backbox with four (4) conduit entry points and knockout pattern for junction box or direct wall mounting. Hinged door for easy re-assembly.

**Green Technology:**

Mercury and UV free. RoHS-compliant components.

**Finish:**

Formulated for high durability and long-lasting color

**Other**

**Replacement:**

Replaces up to 400W Metal Halide

**Equivalency:**

Equivalent to 400W Metal Halide

**5 Yr Limited Warranty:**

The RAB 5-year, limited warranty covers light output, driver performance and paint finish. RAB's warranty is subject to all terms and conditions found at [rablighting.com/warranty](http://rablighting.com/warranty).

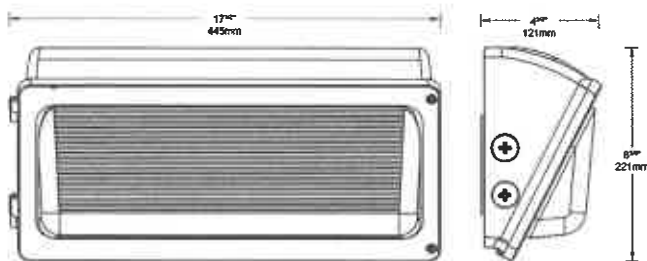
**Trade Agreements Act Compliant:**

This product is a product of Cambodia and a "designated country" end product that complies with the Trade Agreements Act

**Buy American Act Compliance:**

RAB values USA manufacturing! Upon request, RAB may be able to manufacture this product to be compliant with the Buy American Act (BAA). Please contact customer service to request a quote for the product to be made BAA compliant.

**Dimensions**



**Features**

- Economy-grade wall pack with traditional look
- Covers footprint of large-sized HID wall packs
- Available in various lumen packages
- Integrated 0-10V dimming
- 50,000-Hour LED lifespan

**Ordering Matrix**

| Family | Lumen Package                 | CRI/Color Temp                                                         | Voltage                                                       | Options                                                                                                                          |
|--------|-------------------------------|------------------------------------------------------------------------|---------------------------------------------------------------|----------------------------------------------------------------------------------------------------------------------------------|
| W34    | 150L<br>150L = 18,000lm, 136W | Blank = 80 CRI / 5000K<br>840 = 80 CRI / 4000K<br>830 = 80 CRI / 3000K | Blank = 120-277V, 0-10V Dimming<br>/480 = 480V, 0-10V Dimming | Blank = No Option<br>/PCU = 120-277V Button Photocell<br>/MVS = Microwave Motion Sensor<br>/LC = 120-277V Lightcloud® Controller |

All values are nominal with +/- 10% tolerance. See spec sheet for more details.



# Atlas LED Wall Light

## WL20LED 20 Watt LED Wall Light



### SPECIFICATIONS:

**Lumens:** 1788  
**Watts:** 19.45  
**Lumens/Watt:** 91.92  
**CRI:** 84  
**CCT:** 4617  
**Lifespan:** 200,000+ hrs.<sup>1</sup>

### Construction:

Traditional polycarbonate housing provides proven environmental protection for LED modules. Traditional fixture designs provide a familiar look and standard installation requirements. Retaining this look allows the ability to upgrade fixtures gradually, while retaining the same overall fixture appearance throughout a facility.

### Glare Free:

Positioning of the LED modules within the housing result in light directed to desired locations and eliminates offensive light.

### Lens:

Lens assembly is designed to provide high efficiency and to target the light where needed to satisfy outdoor lighting requirements. Positioning of the LEDs (along with Patent Pending thermal management system) results in the light being directed to desired locations eliminating glare and offensive light.

### Thermal Management:

Atlas' Patent Pending exclusive Thermal Stacking Technology System™ features a unique internal design that allows for lower operating temperatures which results in a brighter, whiter light, more stable color and longer LED and driver life.

### Listings:

Luminaire is certified to UL/cUL Standards for Wet Locations.  
 Lighting Facts Certified

### AC Input:

120/208/240/277 V

### Driver:

Constant current, Class 2, 120-277 VAC, 50-60 Hz  
 High Efficiency – min. 84%  
 Off-State Power: 0 Watts  
 0-10 V Dimming

### LEDs:

4500K CCT  
 Epoxy Guard™ protective conformal coated boards  
 Atlas LEDs provide higher lumen output, greater energy efficiency and more reliable fixture performance. They are tested and binned at 700mA which is the actual operating current used in Atlas LED luminaires, giving a better representation of actual performance.

**Warranty:** Five-year limited warranty

### Testing:

Atlas LED luminaires have been tested by an independent laboratory in accordance with IESNA LM-79 & LM-80, and have received the Department of Energy "Lighting Facts" label.

### Installation:

Fixture retains the same knock-out sizes and positions as previous models, reducing wiring costs.

**Weight:** 6.6 lbs.

### Photo Control:

For factory installed 120V button photo control add suffix PC to part number. For factory installed 208-277V photo control add PM to part number.

### Project Information

Job Name

Fixture Type 20 Watt LED Wall Light

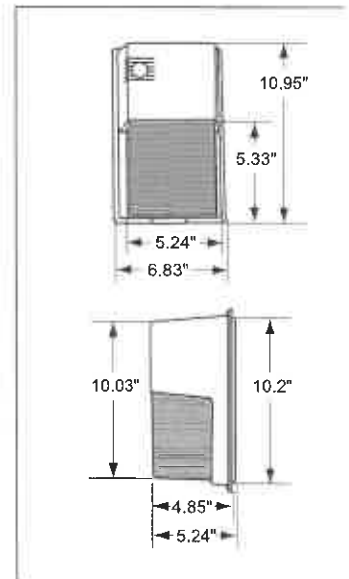
Catalog Number WL20LED

Approved by



Patent Pending

### DIMENSIONS:



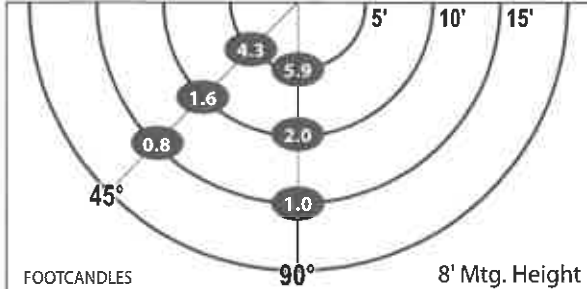
<sup>1</sup>LED Life Span Based Upon LM-80 Test Results

## ATLAS LIGHTING PRODUCTS, INC.

PO BOX 2348 | BURLINGTON, NC 27216  
 800-849-8485 | FAX: 336-227-0110 | www.atlaslightingproducts.com

\*The majority of Atlas Lighting Products are assembled in USA facilities by an American Workforce utilizing both Domestic and Foreign components. Meets Buy American requirements within the ARRA.

**PHOTOMETRIC**



**ENERGY SAVINGS**

| LED     |             | HID            |                    |             | ANNUAL SAVINGS |
|---------|-------------|----------------|--------------------|-------------|----------------|
| WATTAGE | ANNUAL COST | SOURCE WATTAGE | TOTAL WATTAGE USED | ANNUAL COST |                |
| 20      | \$9         | 50             | 72                 | \$52        | \$43           |
| 20      | \$9         | 70             | 90                 | \$59        | \$50           |
| 20      | \$9         | 100            | 129                | \$77        | \$68           |

Atlas Lighting Products

**LED lighting facts**  
A Program of the U.S. DOE

|                                   |              |
|-----------------------------------|--------------|
| <b>Light Output (Lumens)</b>      | <b>1788</b>  |
| <b>Watts</b>                      | <b>19.45</b> |
| <b>Lumens per Watt (Efficacy)</b> | <b>91.92</b> |

---

|                                                      |           |
|------------------------------------------------------|-----------|
| <b>Color Accuracy</b><br>Color Rendering Index (CRI) | <b>84</b> |
|------------------------------------------------------|-----------|

---

|                                                          |                        |
|----------------------------------------------------------|------------------------|
| <b>Light Color</b><br>Correlated Color Temperature (CCT) | <b>4617 (Daylight)</b> |
|----------------------------------------------------------|------------------------|

2700K    3000K    4500K    6500K

All results are according to IESNA LM-79-2008: *Approved Method for the Electrical and Photometric Testing of Solid-State Lighting*. The U.S. Department of Energy (DOE) verifies product test data and results.

**Visit [www.lightingfacts.com](http://www.lightingfacts.com) for the Label Reference Guide.**

Registration Number: PRB4-L2X4TI (1/13/2017)  
Model Number: WL20LED [Upgrade : 1/13/2017]  
Type: Luminaire - Area/Roadway