













## Trees for Streams Plant List




Plant	Height (ft)	Light	Water	Erosion Control	Comments	Picture
Grasses						
Bulrush, Small Fruited	3'	Sun to Part Shade	Areas that stay wet to areas that are exposed during summer	Yes, shallow	Attracts birds. Good for wetlands.	 
Slough Sedge	2' - 5'	Full to Part Sun	Areas that stay wet to areas that are exposed during summer	Yes, shallow	Attracts birds. Good for wetlands.	 
Shrubs						
Cascara	30'	Full Sun	Areas that stay dry to areas that are wet only during flooding	Yes, deep	Shrub that grows from 10 to 35 feet. Likes moist well-drained soil. Black berries.	 

## Trees for Streams Plant List




Plant	Height (ft)	Light	Water	Erosion Control	Comments	Picture
Douglas Spirea	3' - 6'	Full Sun to Part Sun	Areas that are wet during flooding to areas that are only exposed during low water.	Yes, medium	Good for bank stabilization. Pink flowers in mid-summer	 
Elderberry, Blue	10' - 30'	Sun	Areas that stay dry to areas that are wet during flooding	Yes, deep	Edible berries. Can tolerate drought.	 
Elderberry, Red	5' - 8'	Full Sun to Shade	Areas that are dry part of the year to areas that receive some flooding during the year.	Yes, shallow		 



## Trees for Streams Plant List







Plant	Height (ft)	Light	Water	Erosion Control	Comments	Picture
Huckleberry , Evergreen	3' - 8'	Part Sun to Full Shade	Areas that receive some flooding during the year.	Yes, medium	Evergreen. Slow grower. Stays short in sunny areas. Edible fruit. Attracts birds, butterflies, hummingbirds, native bees.	
Indian Plum	8' - 15'	Full Sun to Shade	Areas that stay dry to to areas that are wet during an average winter	Yes, medium	Blooms in February with berries in June. Good for bank stabilization but prefers well- drained soil.	
Mock Orange	6' - 10'	Full Sun to Part Shade	Areas that are dry to areas that receive some flooding during the year	Yes, medium	Attracts birds and butterflies.	

## Trees for Streams Plant List







Plant	Height (ft)	Light	Water	Erosion Control	Comments	Picture
Ocean Spray	8' - 12'	Full Sun to Part Shade	Areas that are dry to areas that receive some flooding during the year	Yes, deep	Fast growth. Attracts birds and butterflies.	
Pacific Ninebark	6' - 13'	Full Sun to Part Sun	Areas that receive some flooding during the year.	Yes, deep	Fall color.	
Red Flowering Currant	3' - 8'	Full Sun to Part Shade	Areas that stay dry to areas that receive some flooding during the year.	Yes, medium	Flowers in early spring with edible red berries.	



## Trees for Streams Plant List








Plant	Height (ft)	Light	Water	Erosion Control	Comments	Picture
Huckleberry, Red	4' - 6'	Part Sun to Full Shade	Areas that are dry to areas that receive some flooding during the year	Yes, medium	Edible fruit. Attracts birds and hummingbirds	 
Red Osier Dogwood	3' - 18'	Full Sun to Part Shade	Areas that are wet during flooding to areas that are exposed during low water.	Yes, deep	Good for bank stabilization. Attractive red stems in winter if planted in the sun	 
Salal	2' - 6'	Part Sun to Full Shade	Areas that are dry part of the year to areas that receive some flooding during the year.		Evergreen. Slow grower. Can form thickets. Attracts birds, butterflies, and hummingbirds.	 

## Trees for Streams Plant List

Plant	Height (ft)	Light	Water	Erosion Control	Comments	Picture
Salmonberry	2' - 6'	Full Sun to Full Shade	Areas that are dry part of the year to areas that receive some flooding during the year.	Yes, shallow	Edible fruit. Can form thickets. Attracts birds.	 
Serviceberry	3' - 10'	Full Sun to Part Sun	Areas that receive some flooding during the year.	Yes, medium	Likes well-drained soil. Early spring flowers and edible fruit	 
Snowberry	2' - 6'	Full Sun to Shade	Areas that stay dry to areas that are wet during an average winter	Yes, medium	White berries. Lacy plant.	 









## Trees for Streams Plant List

Plant	Height (ft)	Light	Water	Erosion Control	Comments	Picture
Thimbleberry	5' - 9'	Full Sun to Full Shade	Areas that are dry part of the year to areas that receive some flooding during the year.	Yes, shallow	Edible fruit. Can form thickets. Attracts birds.	 
Twinberry	6' - 10'	Full Sun to Part Shade	Areas that are wet during flooding to areas that are exposed during low water.	Yes, shallow	Yellow flowers with black berries. Wetland plant	 
Western Crabapple	6' - 15'	Full Sun to Part Shade	Areas that are dry to areas that receive some flooding during the year		Edible fruit. Attracts birds and butterflies.	  







## Trees

## Trees for Streams Plant List





Plant	Height (ft)	Light	Water	Erosion Control	Comments	Picture
Big Leaf Maple	40' - 100'	Full Sun	Areas that stay dry to areas that are wet during flooding	Yes, deep	Shallow roots, prefers moist well-drained soil. Fast growth.	 
Black Cottonwood	100' - 200'	Full Sun	Areas that stay dry to areas that are wet during an average winter	Yes, deep	Fast growth. Good for bank stabilization.	 
Douglas Fir	50' - 100'	Sun to Part Sun	Areas that stay dry to areas that are wet only during flooding	Yes, deep	Fast growth.	 



## Trees for Streams Plant List

Plant	Height (ft)	Light	Water	Erosion Control	Comments	Picture
Grand Fir	125'	Part Sun	Areas that receive some flooding during the year.	Yes, deep	Good for bank stabilization	 
Oregon Ash	40' - 80'	Full Sun	Areas that are wet during flooding to areas that are only exposed during low water.	Yes, deep	Likes flat areas. Good for bank stabilization. Wetland plant	 
Pacific Dogwood	20' - 65'	Part Shade	Areas that are dry to areas that receive some flooding during the year	Yes, deep	Attracts birds and butterflies.	 

## Trees for Streams Plant List

Plant	Height (ft)	Light	Water	Erosion Control	Comments	Picture
Red Alder	30' - 120'	Full Sun	Areas that stay dry to to areas that are wet during an average winter	Yes, deep	Good for bank stabilization and fixes nitrogen. Short-lived (50 years). Protects Douglas Fir from heart rot.	 
Vine Maple	25'	Part shade	Areas that receive some flooding during the year.	Yes, medium	Good for bank stabilization. Fall color	 
Western Red Cedar	150' - 200'	Sun to Part Shade	Areas that stay dry to to areas that are wet during an average winter	Yes, Deep	Retains lower branches as it ages. Likes some shade when young.	