


CITY OF NEWBERG PUBLIC WORKS

WINTER STORM PREPARATIONS



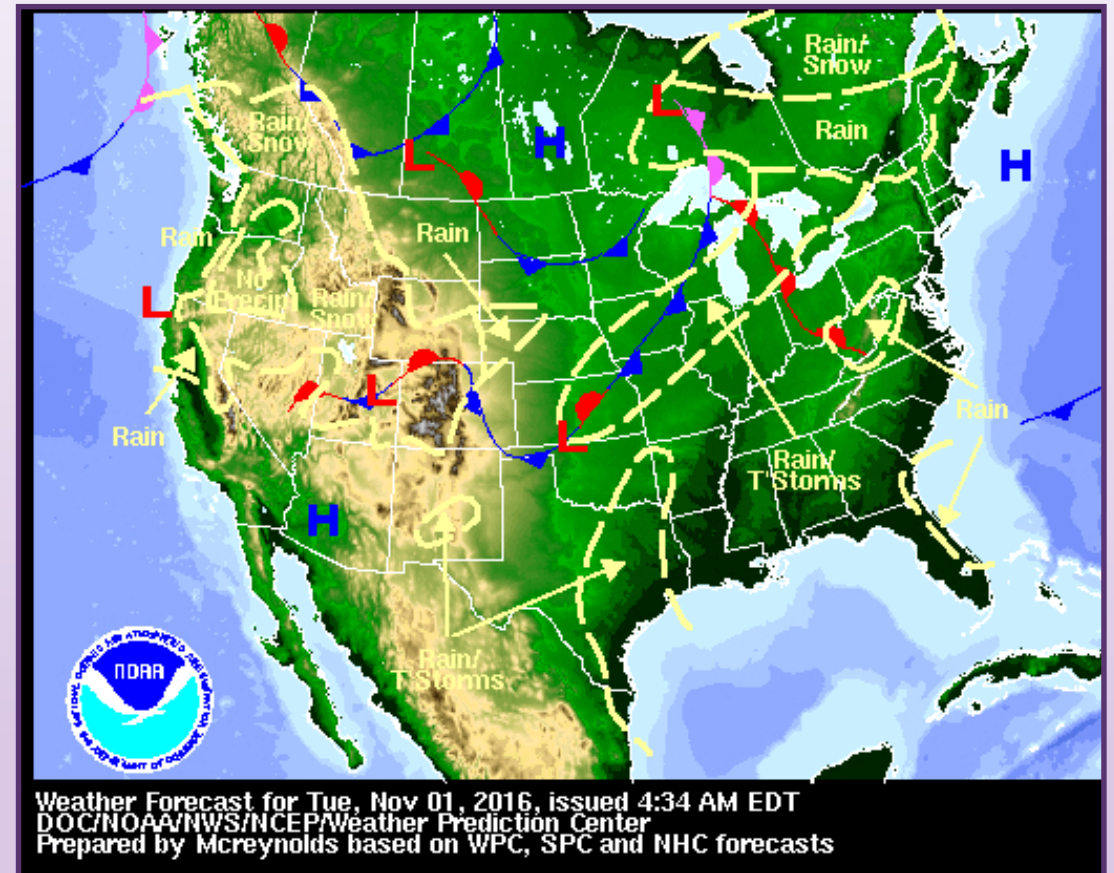
WEATHER FORECASTS

- NATIONAL WEATHER SERVICE

WWW.WRH.NOAA.GOV


- THE EMERGENCY EMAIL AND WIRELESS NETWORK

WWW.EMERGENCYEMAIL.ORG



STORM TYPES

- RAIN
- WIND
- SNOW



RAIN STORM PREPARATION AND RESPONSE

- CLEAN CATCH BASINS
- CLEAR STORM OUTFALLS
- STREET SWEEPING
- CLEAR PLUGGED STORM GRATES
- CHECK AND CLEAR STORM DITCHES, GRATES
- CLEAR BLOCKAGES WITH VACTOR
- SANDBAG STATION



WIND STORM PREPARATION AND RESPONSE

- EQUIPMENT
- CHAINSAWS
- LOADER/BACKHOES
- VEHICLE FUEL
- DEBRIS DISPOSAL



DURING WINTER SNOW STORMS...

Public Works is available 24 x 7 to help during winter snow storms.

- We plow and/or sand city streets according to PW Winter Weather Procedures;
- Shovel and sand city facility sidewalks;
- Remove snow from city building roofs;
- Assist with clearing down trees and lines from roadways;
- Assist with ODOT and Emergency Services in removing fallen debris and hazards from Public ROW.



SNOW STORM PREPARATION AND RESPONSE

- ADVANCE PLANNING
 - REVIEW OF PROCEDURES
 - CITY FACILITIES
 - SANDING AND PLOW ROUTES AND PRIORITIES
 - ROAD CLOSURES AREAS
 - EQUIPMENT
 - CHAINS
 - SANDING MATERIAL
 - PERSONNEL
 - SNOW REMOVAL SITES



EQUIPMENT

- **SANDERS**

- 1 – 1980 HENDERSON CHIEF 2 YARD SANDER
- 1 – 2015 MEYER 2 YARD SANDER

- **PLOWS**

- 1 – MEYER 8 FOOT PLOW ON $\frac{3}{4}$ TON 4 WHEEL DRIVE PU
- 1 – MEYER 8 FOOT PLOW ON 4 WHEEL DRIVE DUMP TRUCK/WITH SANDER

- **VEHICLE CHAINS**

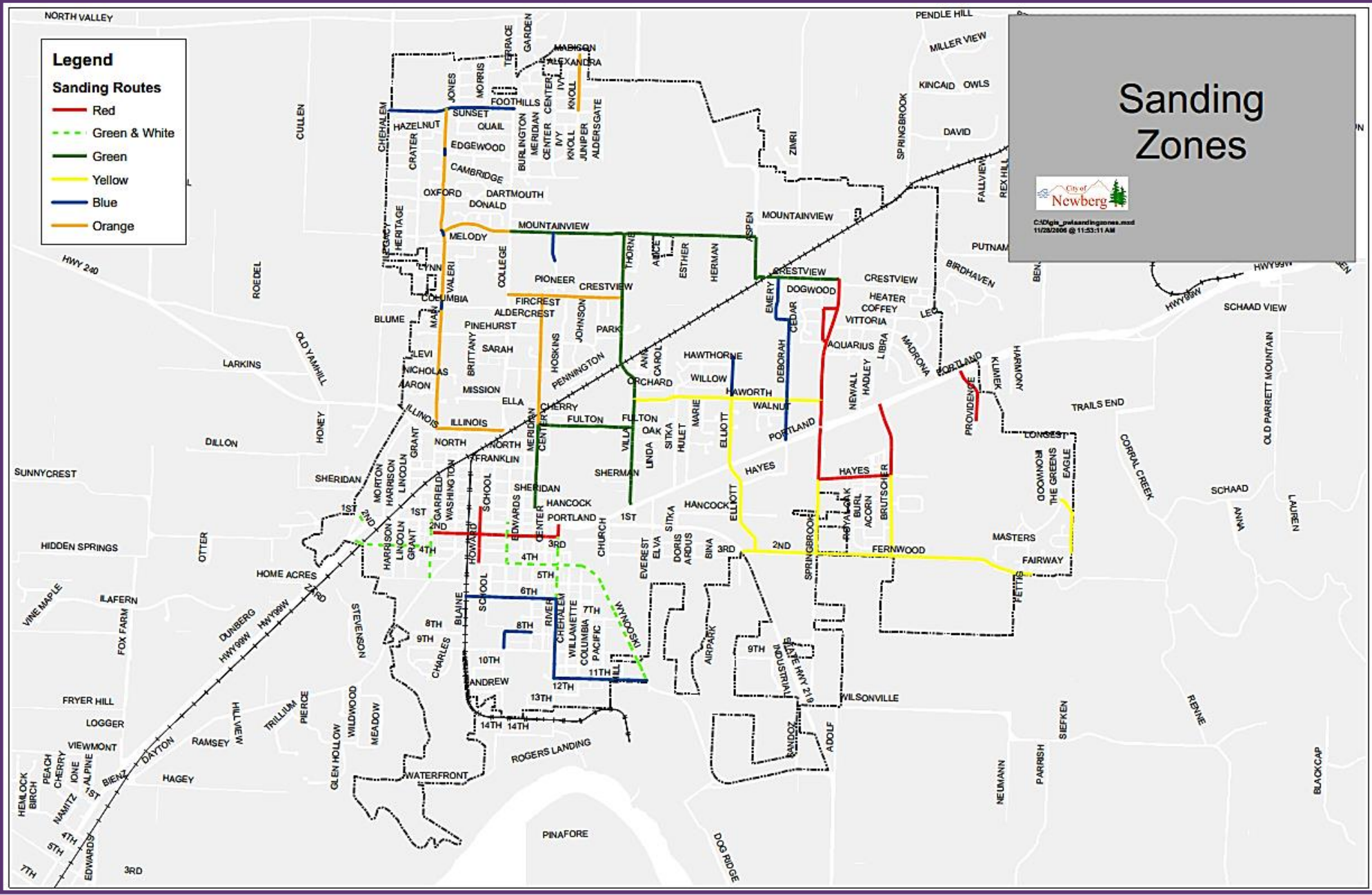
- 2 - BACKHOES, 2 - 5YD DUMP TRUCKS, 1 - 10 YARD DUMP TRUCK




SANDING & PLOWING

- AGREEMENT WITH ODOT
 - SHARE SANDING ROCK
 - ODOT PRE-APPLIES DE-ICER
 - ODOT SANDS AND PLOWS STATE HIGHWAYS
- CITY CLEARS SIDE STREETS OF SNOW FROM ODOT PLOWING
- CITY SANDS AND PLOWS CITY STREETS







HOW TO PREPARE FOR A WINTER STORM

Create a “GO” bag for Medications:

- **Maintain** a minimum 7-day supply of all medications (along with a current list of medications being taken AND medical history);
- Have any medical equipment/items charged with a minimum 7 day supply of components;
- Maintain a current and stocked first aid kit;
- Sanitation and personal hygiene items;
- Extra glasses: contact lenses, syringes, hearing aids with batteries, etc;
- Baby supplies (bottles, formula, baby food, wipes, diapers); or supplies for those with special dietary needs;

HOW TO PREPARE FOR A WINTER STORM

Create a Supply Kit:

- **Water-at least a 3-day supply; one gallon per person per day;**
- **Food-at least a 3-day supply of non-perishable/prepared food;**
- Battery powered/hand crank radio (NOAA Weather radio);
- Flashlight;
- Extra batteries;
- Multi-purpose tool;
- Cell phone with extra batteries and chargers;
- Pet supplies (ID/vet record, collar, leash, food, carrier, bowl),
- Warm clothes, coats, gloves/mittens, hats, boots and **extra blankets** for all household members;



HOW TO PREPARE FOR A WINTER STORM

Create a Supply Kit – Continued:

- Disposable plates and utensils, kitchen tools, pots and pans;
- Maintain ample supplies for alternate heating methods (propane, wood for fireplaces or coal-burning stoves), matches, and a minimum of one tested/charged fire extinguisher;
- Tools/supplies for securing your home;
- Sand, rock salt, or non-clumping kitty litter to make walkways and steps less slippery;
- Insulate your home by installing storm windows or covering windows with plastic from the **inside**.

HOW TO PREPARE FOR A WINTER STORM

Other Considerations:

- Maintain heating equipment and chimneys by having them cleaned/inspected every year and leave the heat on set to a temperature no lower than 55° F during cold weather.
- Winterize all vehicles keeping the gas tank full. A full tank will keep the fuel line from freezing.

Important Papers:

Keep copies of personal documents (passports, birth certificates, bank information, proof of address, deed/lease to home, insurance policies); Family and emergency contact information; and **extra cash**.

REMAINING SAFE DURING A WINTER STORM

- Listen to a NOAA Weather Radio/local news channels/National Weather Service for critical information on severity of situation;
- Bring pets/companion animals inside. Move animals/livestock to sheltered areas making sure that their access to food and water is not blocked by snow, ice or other obstacles.
- Running water, even at a trickle, helps prevent pipes from freezing.
- All fuel-burning equipment should be vented to the outside and kept clear.
- Keep garage doors closed if there are water supply lines in the garage.

REMAINING SAFE DURING A WINTER STORM

- Open kitchen and bathroom cabinet doors to allow warmer air to circulate around the plumbing. Move any harmful cleaners and household chemicals up out of the reach of children.
- Go to a designated public shelter if you lose power or heat during extreme cold.
- Avoid driving in sleet, freezing rain or drizzle, snow or dense fog. If travel is necessary, keep a disaster supplies kit in your vehicle.
- Before tackling strenuous tasks in cold temperatures, consider your physical condition, weather factors, and the nature of the task.
- Prevent frostbite/hypothermia by wearing warm, loose-fitting, lightweight clothing several layers. Stay indoors when if possible.

REMAINING SAFE DURING A WINTER STORM

- If possible, help any who require special assistance (elderly, those living alone, people with disabilities, and children);
- **Caution: Carbon Monoxide Kills - install a Carbon Monoxide Detector on every level and outside of sleeping areas:** Never use a generator, grill, camp stove or other gasoline, propane, natural gas or charcoal-burning devices **inside a home, garage, basement, crawlspace or any partially enclosed area.** Locate units outside, away from doors, windows and vents that could allow carbon monoxide to come indoors. **If the carbon monoxide alarm sounds, move quickly to a fresh air location outdoors or by an open window/door. Call for help and remain there until emergency personnel arrive.**

ADDITIONAL RESOURCES

- Red Cross
- City of Newberg – Emergency Management page
- Yamhill County Emergency Preparedness - WWW.CO.YAMHILL.OR.US/EMERGENCY-MANAGEMENT
- FEMA – www.ready.gov
- Homeland Security – www.dhs.gov/topic/plan-and-prepare-disasters