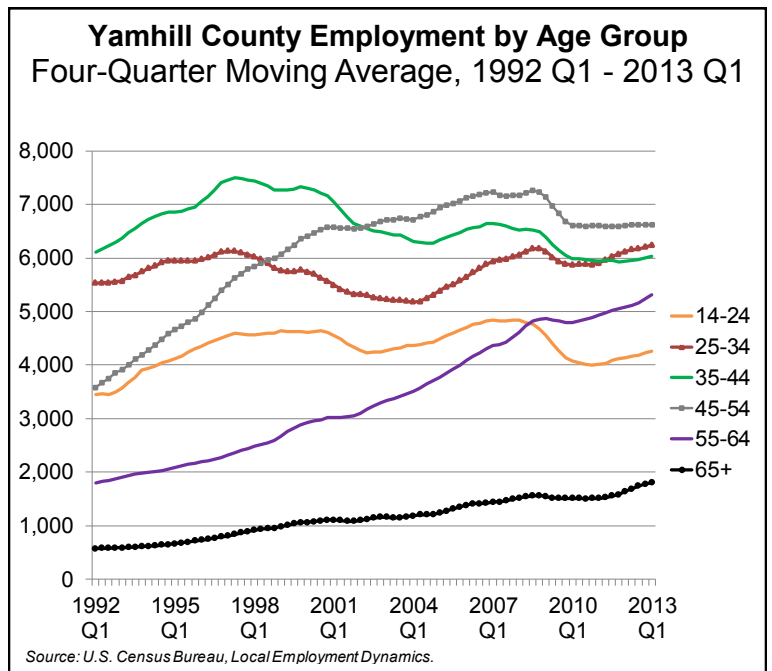
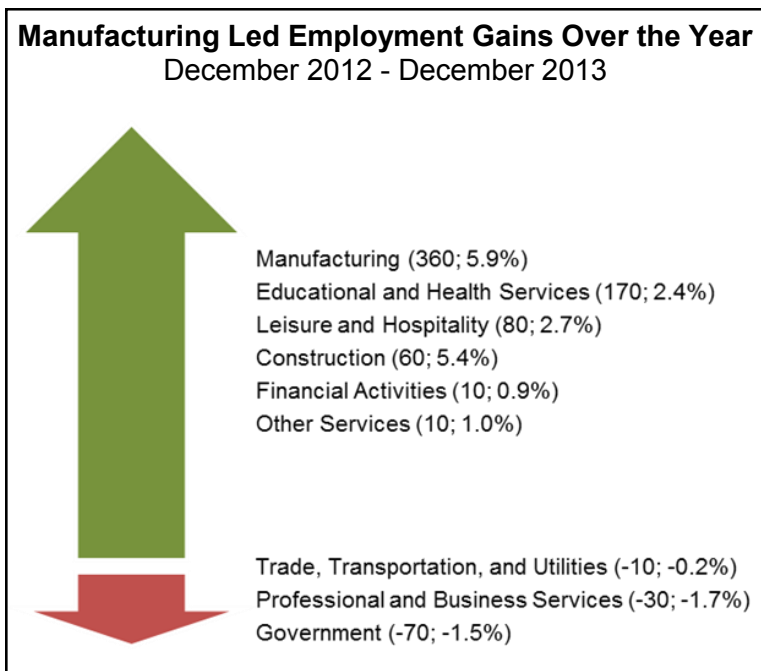
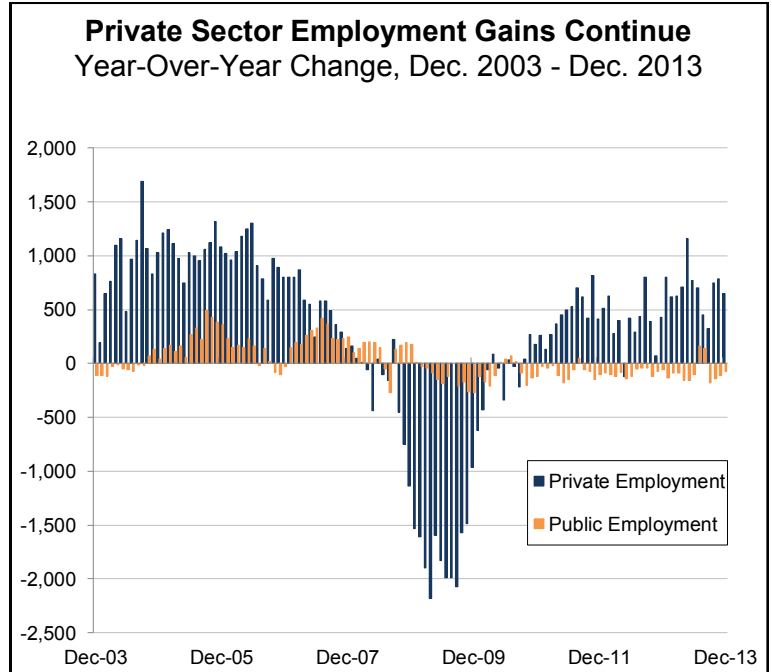
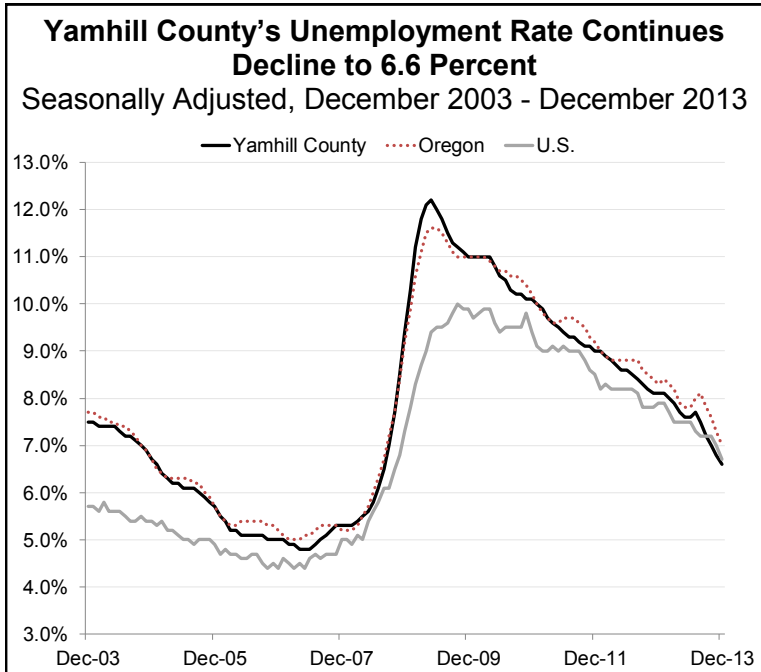


## Yamhill County Economic Indicators

Nonfarm employment in Yamhill County increased during the past 12 months. Most private industries posted growth over the year, for a net gain of 650 jobs. Manufacturing employment is trending upward and the industry added 360 jobs since December 2012. Retail trade and educational and health services also posted strong gains. The public sector lost 70 jobs over the year with losses spread among state and local government. Yamhill County's seasonally adjusted unemployment rate has decreased over the past 12 months to 6.6 percent in December 2013 from 8.1 percent in December 2012.



For more information and/or to be added to the monthly e-mail distribution list, contact:

Martin Kraal, Workforce Analyst, Oregon Employment Dept.  
Serving Marion, Polk, and Yamhill counties  
[Martin.E.Kraal@state.or.us](mailto:Martin.E.Kraal@state.or.us)

Join the conversation and stay informed!

[oregonemployment.blogspot.com/](http://oregonemployment.blogspot.com/)  
Twitter: @OrEmployment

Released: January 28, 2014