

Feb 09



When an earthquake strikes: Drop, Cover, and Hold On

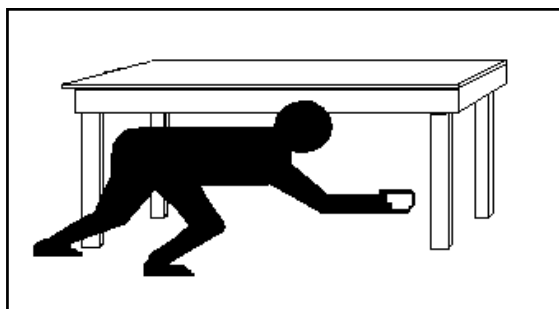
Whether you are in your home, at work, in school, or in any other type of building, it is important to know how to protect yourself during an earthquake and aftershocks.

Teach yourself and your family these procedures and practice them so that when an earthquake strikes you will be able to react automatically.

When the shaking starts:


DROP

Drop down to the floor



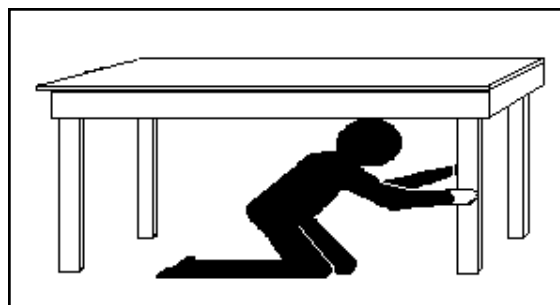
COVER

Take **COVER** under a sturdy desk, table or other furniture that is not likely to tip over. If that is not possible, seek **COVER** against an interior wall and protect your head with your arms. Avoid dangerous spots near windows, hanging objects, mirrors, and tall furniture.



HOLD ON

If you take cover under a sturdy piece of furniture, **HOLD ON** to it and be prepared to move with it. **HOLD ON** until the ground stops shaking and it is safe to move.



Earthquake

DROP, COVER, & HOLD ON TIPS

Falling objects cause most earthquake-related injuries!

When you begin to feel an earthquake, **DROP** to the floor and get under a sturdy piece of furniture like a desk or table. Stay away from windows, bookcases, pictures and mirrors, hanging plants, and other heavy objects that may fall. Be aware of falling materials such as plaster, ceiling tiles, and bricks that may come loose during the quake. Stay under **COVER** until the shaking stops. **HOLD ON** to the desk or table that you're under and if it moves, move with it.

- If you are not near a table or desk, move against an interior wall, and protect your head with your arms. **Do not go into a doorway**, the shaking can cause the door to swing forcibly shut.
- **HIGH-RISE BUILDINGS** - Do not use the elevators and don't be surprised if the fire alarm and/or sprinkler systems come on.
- **OUTDOORS** - Move to a clear area away from buildings, poles, power lines, signs and trees.
- **NEAR BUILDINGS** - Be aware of falling bricks, glass, plaster, and other debris. Move into an entryway and protect your head with your arms.
- **DRIVING** - Pull to the side of the road and stop. Avoid overpasses, power lines, and other hazards. Stay inside the vehicle until the shaking is over.
- **STORE OR OTHER PUBLIC PLACE** - **Do not rush for the exit.** Move away from shelves and displays that may fall over or contain objects that could fall, then drop, cover, and hold on.
- **WHEELCHAIR** - If you're in a wheelchair, stay in it. Move to cover, if possible (e.g., an interior wall), lock your wheels, and protect your head with your arms.
- **KITCHEN** - Move away from the refrigerator, stove, and overhead cupboards, then drop, cover, and hold on.
- **THEATER OR STADIUM** - If possible, get on the floor between the rows and cover your head with your arms, otherwise stay in your seat and protect your head with your arms. Do not try to leave until the shaking stops, then leave in a calm, orderly manner.

**AFTER AN EARTHQUAKE, BE PREPARED FOR AFTERSHOCKS AND
PLAN WHERE YOU WILL TAKE COVER WHEN THEY OCCUR.**

For additional information, contact Yamhill County Emergency Management: 503-474-7340